

US00D849546S

(12) **United States Design Patent**  
**Grossman**

(10) **Patent No.:** **US D849,546 S**

(45) **Date of Patent:** **\*\* May 28, 2019**

(54) **CONTAINER**

(71) Applicant: **BNG Enterprises, Inc.**, Tempe, AZ  
(US)

(72) Inventor: **Bradley Grossman**, Paradise Valley,  
AZ (US)

(73) Assignee: **BNG Enterprises, Inc.**, Tempe, AZ  
(US)

(\*\*) Term: **15 Years**

(21) Appl. No.: **29/628,964**

(22) Filed: **Dec. 8, 2017**

(51) **LOC (11) Cl.** ..... **09-01**

(52) **U.S. Cl.**  
USPC ..... **D9/523**

(58) **Field of Classification Search**  
USPC ..... D9/516, 523, 570, 572–575, 682, 685;  
D23/211.1–211.2  
CPC ..... B65D 1/00; B65D 1/02; B65D 1/0223;  
B65D 1/023; B65D 23/00; B65D  
2501/00; B65D 2501/0009; B65D  
2501/081

See application file for complete search history.

(56) **References Cited**

**U.S. PATENT DOCUMENTS**

D273,768 S \* 5/1984 Sedam ..... D9/523

D287,937 S \* 1/1987 Sargent ..... D9/523  
4,877,142 A \* 10/1989 Doering ..... B65D 1/0223  
215/382  
D325,521 S \* 4/1992 Fischer ..... D9/452

\* cited by examiner

*Primary Examiner* — Dana Meyrow

(74) *Attorney, Agent, or Firm* — Venjuris PC

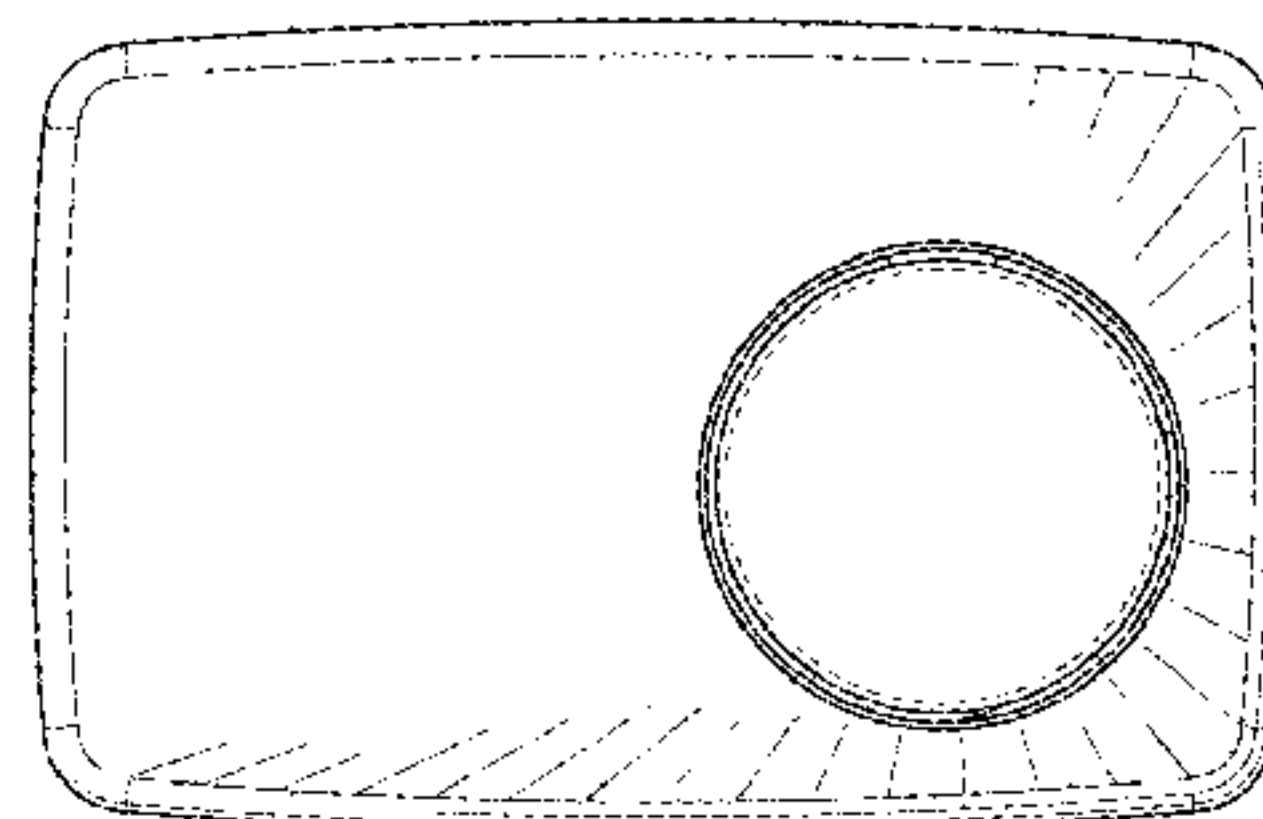

(57) **CLAIM**

The ornamental design for a container, as shown and described.

**DESCRIPTION**

FIG. 1 is a top, front, right side perspective view of a container showing my new design;  
FIG. 2 is a front elevation view thereof;  
FIG. 3 is a rear elevation view thereof;  
FIG. 4 is a left side elevation view thereof;  
FIG. 5 is a right side elevation view thereof;  
FIG. 6 is a top plan view thereof; and,  
FIG. 7 is a bottom plan view thereof.  
The broken lines in the drawings illustrate the portions of the container that form no part of the claim.

**1 Claim, 5 Drawing Sheets**



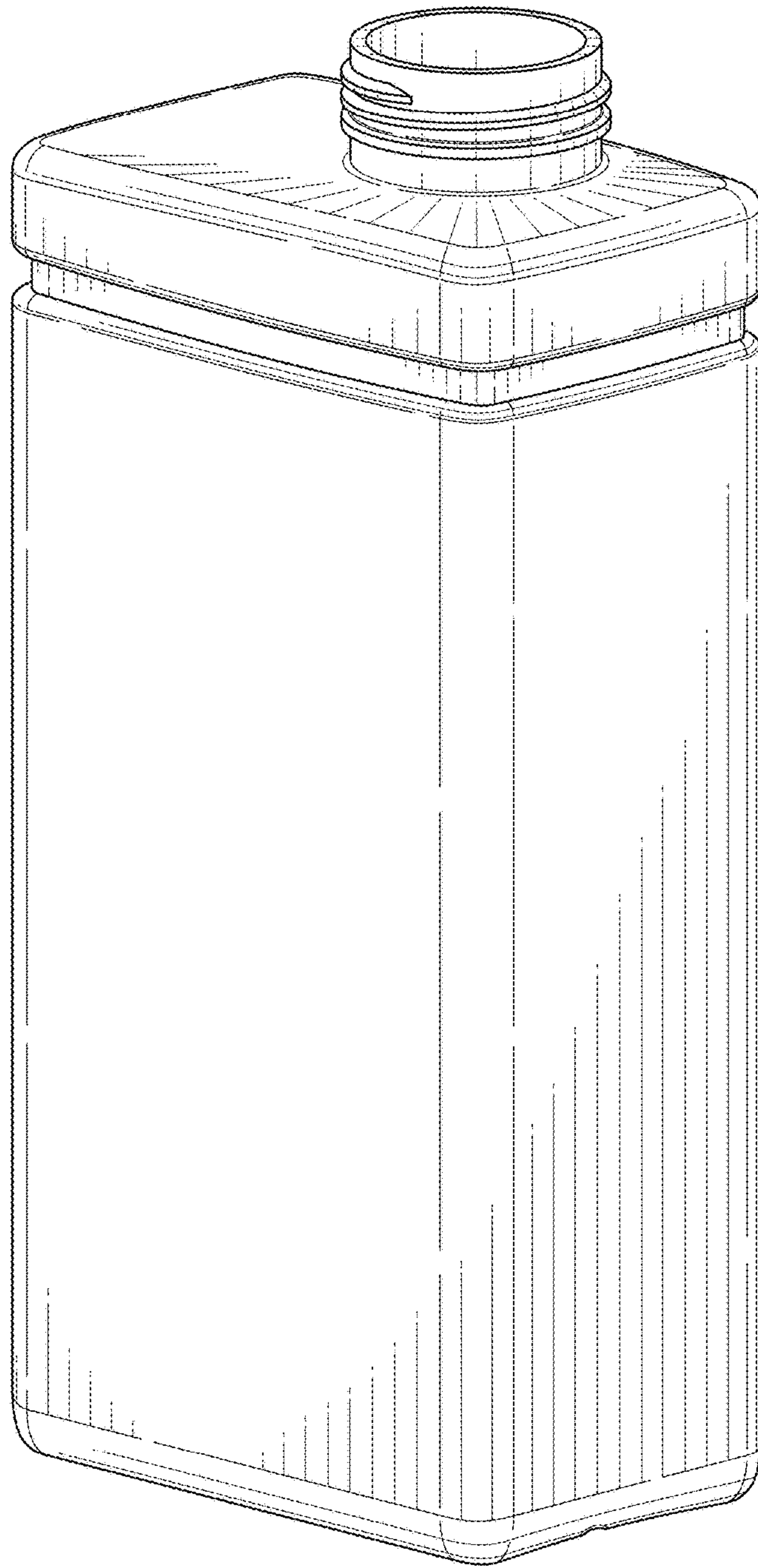


FIG. 1




FIG. 2




FIG. 3






FIG. 4




FIG. 5

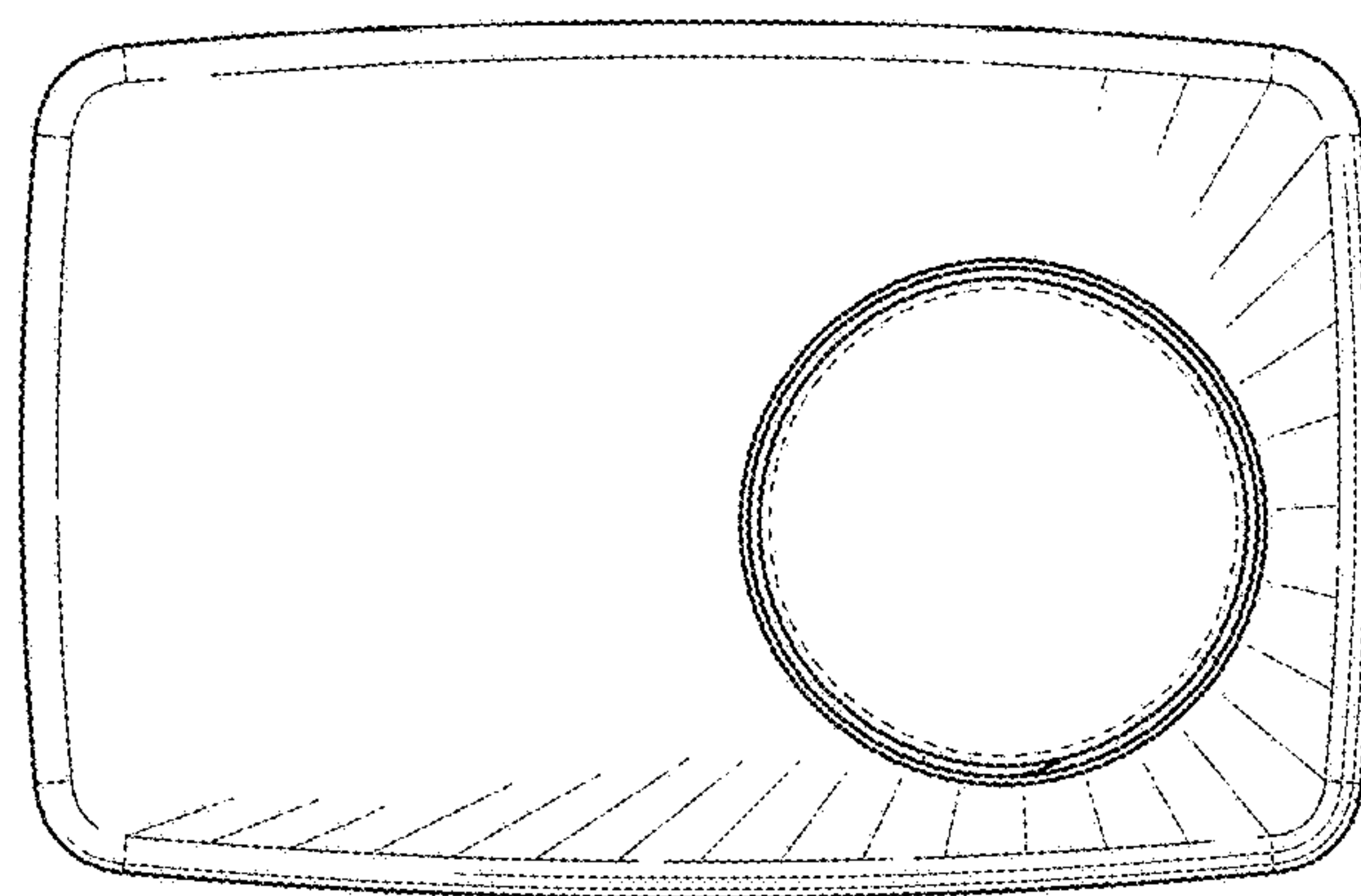


FIG. 6

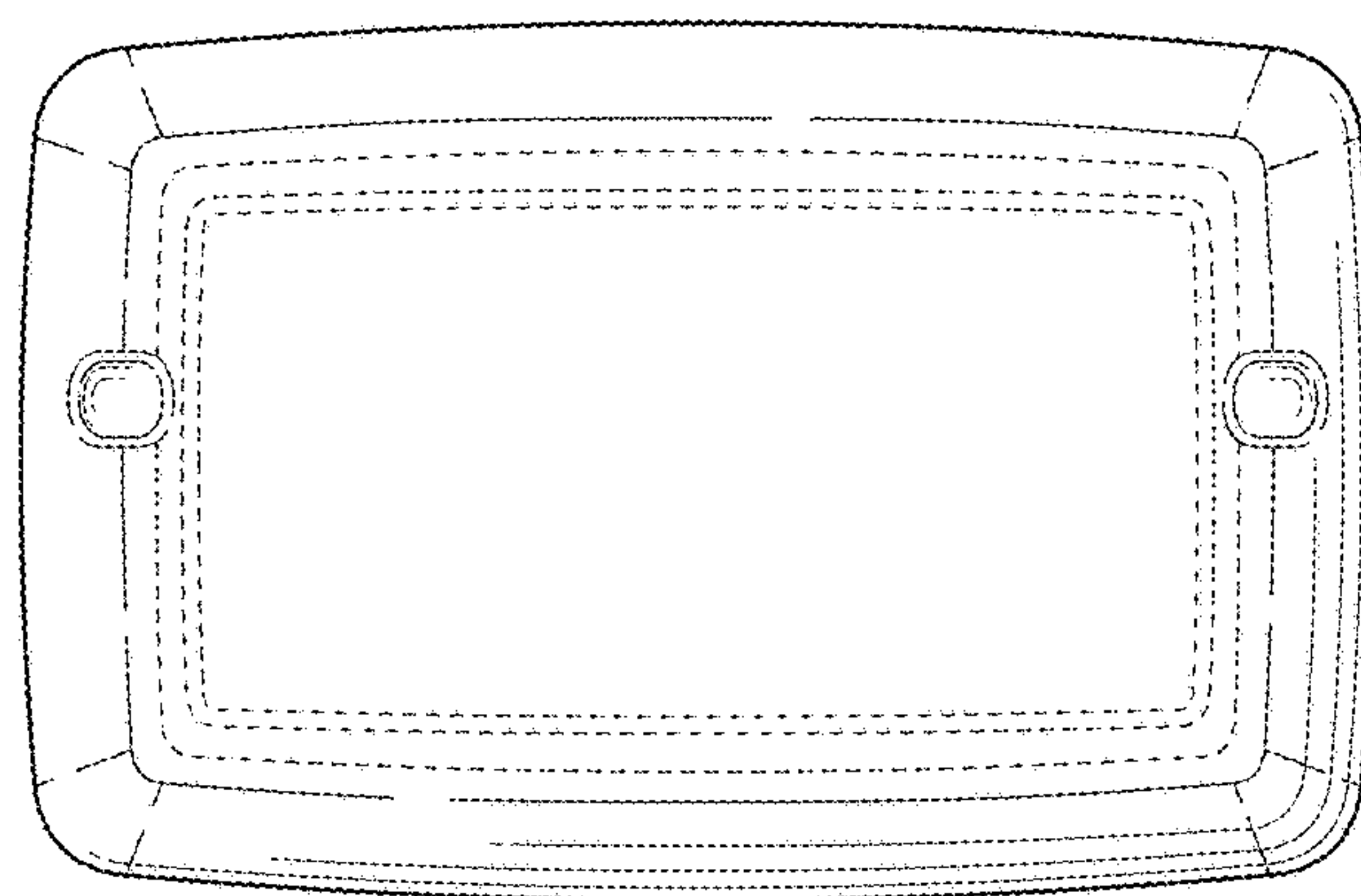


FIG. 7