



US00D849543S

(12) **United States Design Patent** (10) **Patent No.:** **US D849,543 S**
Augustyniak et al. (45) **Date of Patent:** **** May 28, 2019**

(54) **PACKAGING**

(71) Applicant: **Louis Vuitton Malletier**, Paris (FR)

(72) Inventors: **Mathias Augustyniak**, Paris (FR);
Michaël Amzalag, Paris (FR)

(73) Assignee: **Louis Vuitton Malletier**, Paris (FR)

(**) Term: **15 Years**

(21) Appl. No.: **29/586,159**

(22) Filed: **Dec. 1, 2016**

(30) **Foreign Application Priority Data**

Jun. 1, 2016 (FR) 2016-2871

(51) **LOC (11) Cl.** **09-03**

(52) **U.S. Cl.**
USPC **D9/504**

(58) **Field of Classification Search**
USPC D9/414, 424, 428, 434-435, 444-445,
D9/449, 451, 454, 500-501, 503-504,
(Continued)

(56) **References Cited**

U.S. PATENT DOCUMENTS

941,718 A * 11/1909 Koons A61C 19/02
206/369
2,638,820 A * 5/1953 Barnes B31C 1/00
229/201

(Continued)

OTHER PUBLICATIONS

“Flaviar: The Welcome Box”, AllSubscriptionboxes.co.uk. 7 pages,
posted Apr. 8, 2017, <<http://www.allsubscriptionboxes.co.uk/flaviar-welcome-box/>>.*

(Continued)

Primary Examiner — Dana Meyrow

(74) *Attorney, Agent, or Firm* — Finnegan, Henderson,
Farabow, Garrett & Dunner, LLP

(57) **CLAIM**

The ornamental design for packaging, as shown and described.

DESCRIPTION

The patent or application file contains at least one computer-generated image executed in color. Copies of this patent or patent application publication with color photograph(s) will be provided by the Office upon request and payment of the necessary fee.

FIG. 1 is a front top perspective view of packaging showing our new design;

FIG. 2 is a front elevation view thereof, the rear elevation view being a mirror image thereof;

FIG. 3 is a top plan view thereof;

FIG. 4 is a bottom plan view thereof;

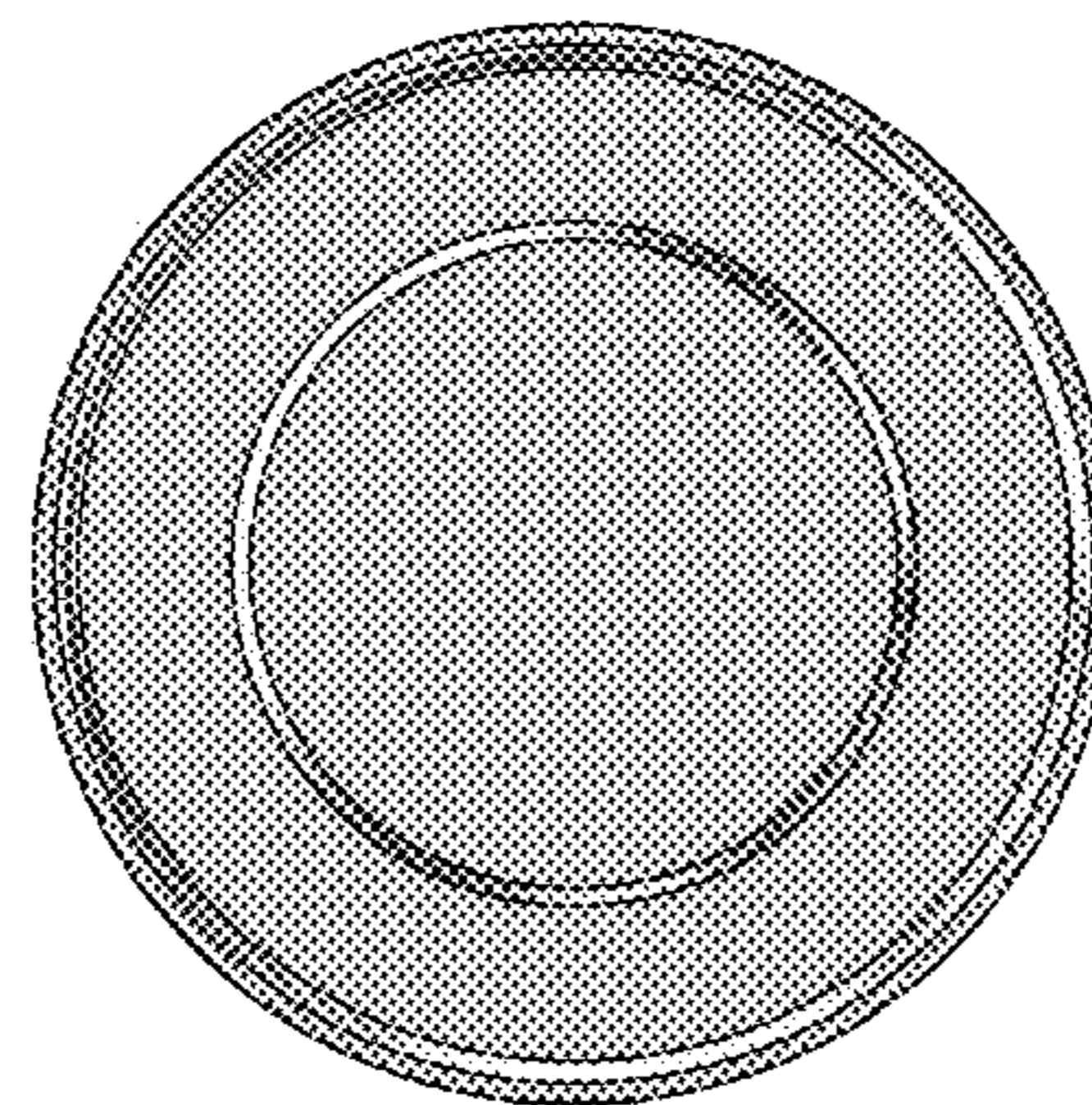

FIG. 5 is a left side view thereof, the right side view being a mirror image thereof;

FIG. 6 is a front top left perspective view of the packaging shown in an alternate configuration, in which a lower portion of the packaging is separated from an upper portion, and positioned adjacent to the upper portion; and,

FIG. 7 is a front top left perspective view in the configuration of FIG. 7, showing bottles placed in the lower portion of the packaging when in use, the bottles not being part of the claimed design.

The portions shown in broken lines of equal length in FIGS. 6 and 7 form no part of the claimed design. The broken lines of unequal length in FIGS. 6 and 7 define the boundary of the claimed design, and form no part of the claimed design. The interior portion of the packaging that is not visible in FIGS. 6 and 7 forms no part of the claimed design.

1 Claim, 7 Drawing Sheets
(4 of 7 Drawing Sheet(s) Filed in Color)



(58) **Field of Classification Search**

USPC D9/516–517, 529, 549, 558, 652, 711,
 D9/715, 719, 721, 751; D3/203.2, 300,
 D3/302; D7/703; D27/190; D28/4, 8,
 D28/76, 91
 CPC B65D 1/00; B65D 1/02; B65D 1/0223;
 B65D 23/00; B65D 81/00; B65D
 2501/00; B65D 2501/0009

See application file for complete search history.

D621,261 S * 8/2010 DeMarco D9/504
 D671,837 S * 12/2012 Rosenberg D9/416
 D693,686 S * 11/2013 Rosenberg D9/416
 D710,543 S * 8/2014 Dittmer D28/73
 D728,216 S * 5/2015 Click D3/203.5
 D799,956 S * 10/2017 Karmi D9/420
 D815,518 S * 4/2018 Safdie D9/418
 D826,055 S * 8/2018 Augustyniak D9/504
 D826,057 S * 8/2018 Joao do Silva Antunes da
 Guia D9/529

(56)

References Cited

U.S. PATENT DOCUMENTS

D180,015 S * 4/1957 Frascolla D9/662
 3,144,193 A * 8/1964 Geist B65D 3/00
 229/202
 D354,909 S * 1/1995 Blanche D7/596
 D436,861 S * 1/2001 Sagel D9/422
 D441,133 S * 4/2001 Emery D27/189
 D441,648 S * 5/2001 Gidlund D9/428
 D449,404 S * 10/2001 Emery D27/186
 D518,369 S * 4/2006 Haber D9/424
 D519,027 S * 4/2006 Haber D9/424
 7,621,403 B2 * 11/2009 Althoff A45D 40/24
 206/443

OTHER PUBLICATIONS

“Paper Tube Packaging for Bottles 10”, Luxfolio 2013, Lux pac Ltd., © 2013, 2 pages, < <http://luxpac.com/paper-tubepackaging/boxes/paper-tube-packagingfor->.*

“Custom Kraft Paper Tubes for Jewelry Designer”, The Paper Tube Co. Blog, The Paper Tube Co., 5 pages, posted Mar. 19, 2015, < <https://www.papertube.co/custom-kraft-paper-tubesfor-jewelry-designer/> >.*

Design U.S. Appl. No. 29/586,158, filed Dec. 1, 2016.

Design U.S. Appl. No. 29/585,976, filed Nov. 30, 2016.

Design U.S. Appl. No. 29/585,974, filed Nov. 30, 2016.

* cited by examiner




FIG. 1




FIG. 2




FIG. 3




FIG. 4




FIG. 5

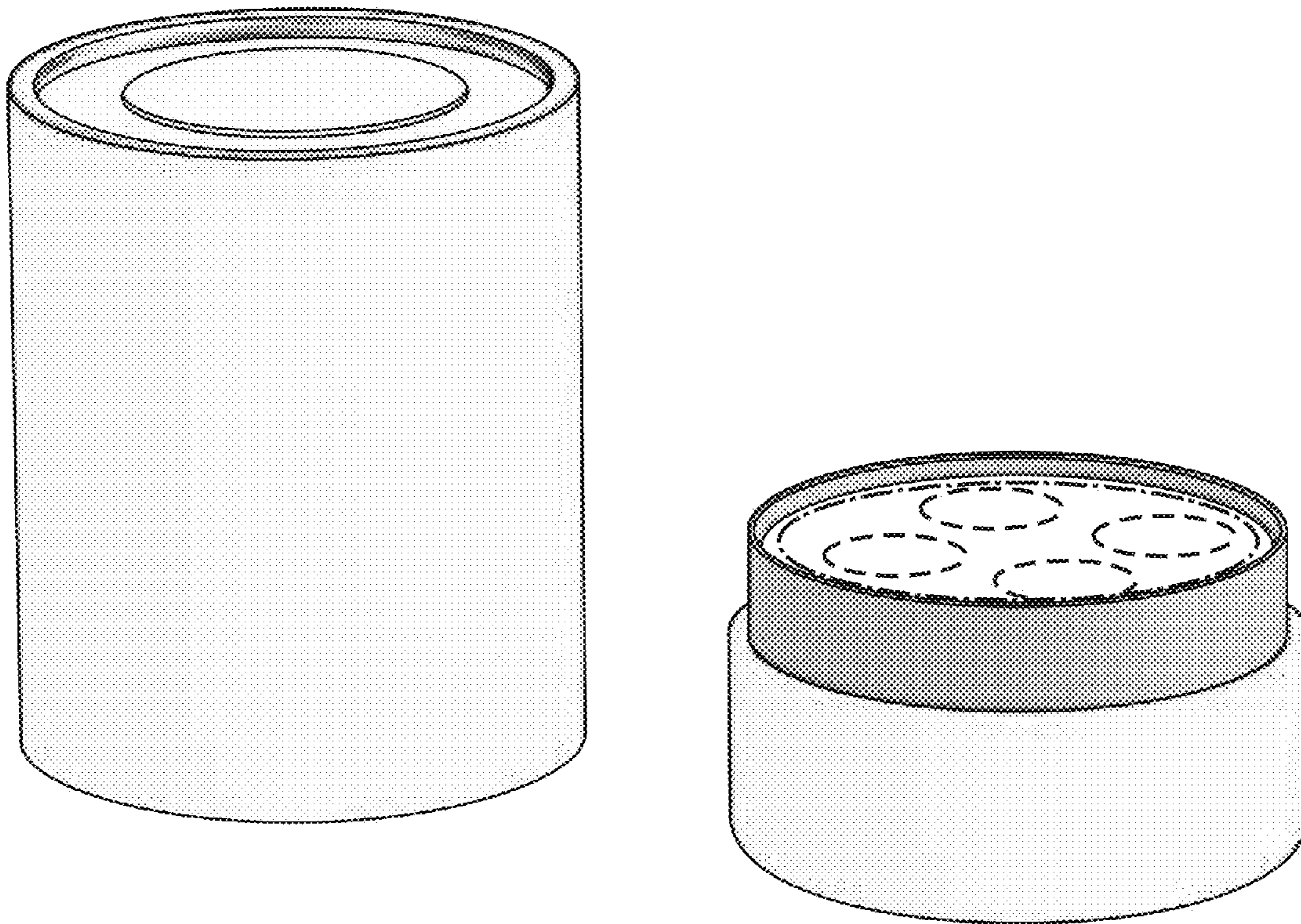


FIG. 6

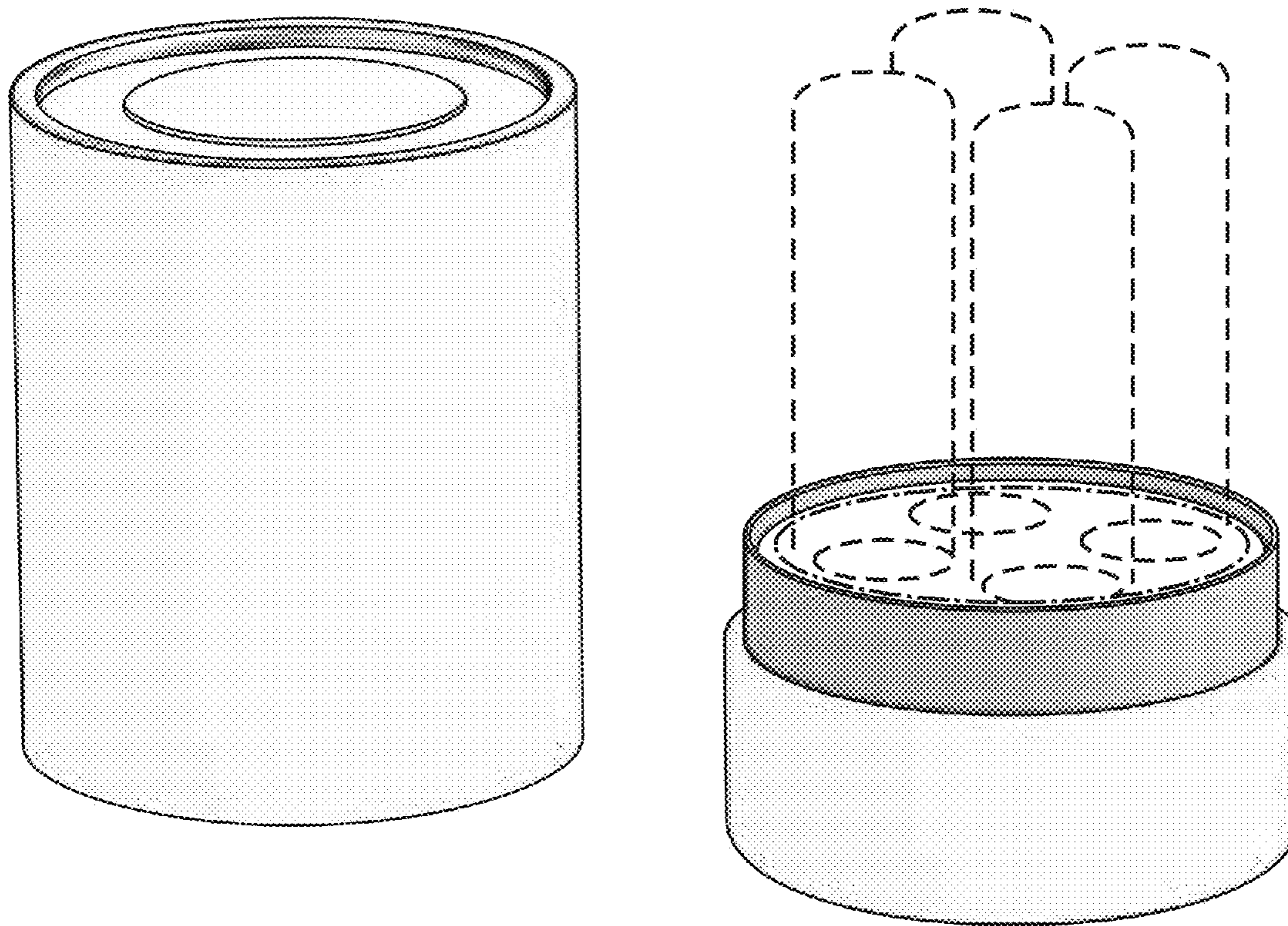


FIG. 7