

US00D849524S

(12) **United States Design Patent** (10) **Patent No.:** **US D849,524 S**
Gadd et al. (45) **Date of Patent:** **** May 28, 2019**

(54) **PRODUCT CONTAINER**

(71) Applicant: **MARS, INCORPORATED**, McLean, VA (US)

(72) Inventors: **David Gadd**, Balham (GB); **Andres Molina**, Miami, FL (US); **Christine M. Parent-Inch**, Caledon (CA); **Rainer Struck**, Viersen (DE); **Joe Gibson**, Chicago, IL (US); **Stephanie LoBasso**, Hackettstown, NJ (US); **Flint Eckstein**, Veghel (NL); **John MacDonald**, Bristol (GB); **Richard Donaldson**, Cumbria (GB); **Matthew Wright**, Bath (GB)

(73) Assignee: **Mars, Incorporated**, McLean, VA (US)

(**) Term: **15 Years**

(21) Appl. No.: **29/623,411**

(22) Filed: **Oct. 25, 2017**

(51) **LOC (11) Cl.** **09-03**

(52) **U.S. Cl.**
USPC **D9/418**

(58) **Field of Classification Search**

USPC D9/415, 416, 418, 432, 516, 551, 688, D9/690, 721, 738, 744, 745, 763, 767, D9/772; D3/30, 201, 202, 203.1; D7/77, D7/601, 605, 608, 629, 900; 215/12.1, 215/13.1
CPC ... B65D 1/00; B65D 1/02; B65D 1/10; B65D 1/265; B65D 71/36; B65D 23/00; B65D 5/12; B65D 85/00; B65D 85/08; A47J 41/00; A47J 41/02; A47J 41/005; A47J 42/00; A61J 1/00

See application file for complete search history.

(56) **References Cited**

U.S. PATENT DOCUMENTS

D315,095 S *	3/1991	Wright	D9/415
D400,005 S *	10/1998	Wolff	D7/612
D436,861 S *	1/2001	Sagel	D9/422
D448,290 S *	9/2001	Schultz	D9/416
D530,195 S *	10/2006	Marry	D9/415
D591,589 S *	5/2009	Myers	D7/615
D592,046 S *	5/2009	Myers	D7/615
D604,639 S *	11/2009	Huls	D9/772
D657,689 S *	4/2012	Bodkin	D9/428
D698,641 S *	2/2014	Theisen	D9/418
D758,847 S *	6/2016	Stuart	D9/428

* cited by examiner

Primary Examiner — Wan Laymon

Assistant Examiner — Clint A Samuel

(57) **CLAIM**

We claim the ornamental design for a product container, as substantially shown and described.

DESCRIPTION

FIG. 1 is a perspective view of a product container of the present invention.

FIG. 2 is a front view of the product container of the present invention.

FIG. 3 is a back view of the product container of the present invention.


FIG. 4 is a right side view of the product container of the present invention.

FIG. 5 is a left side view of the product container of the present invention.

FIG. 6 is a top plan view of the product container of the present invention; and,

FIG. 7 is a bottom plan view of the product container of the present invention.

1 Claim, 4 Drawing Sheets



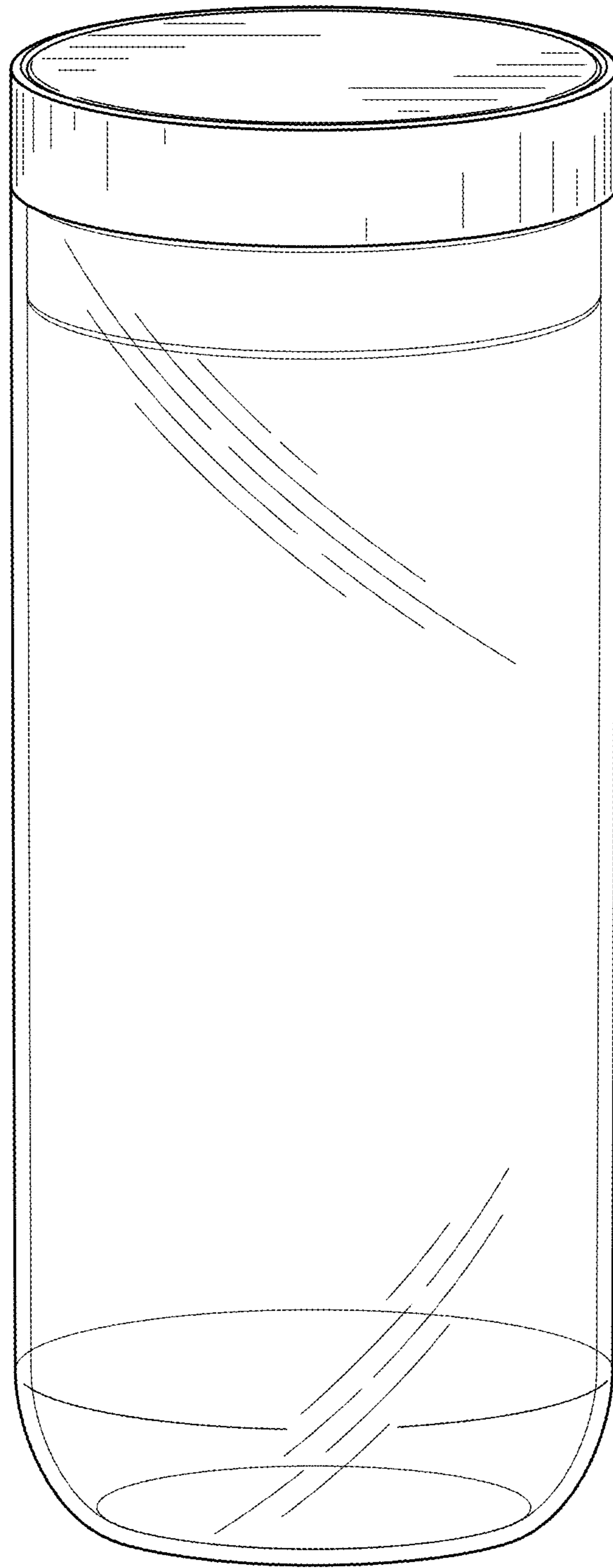


FIG. 1




FIG. 2




FIG. 3




FIG. 4




FIG. 5




FIG. 6

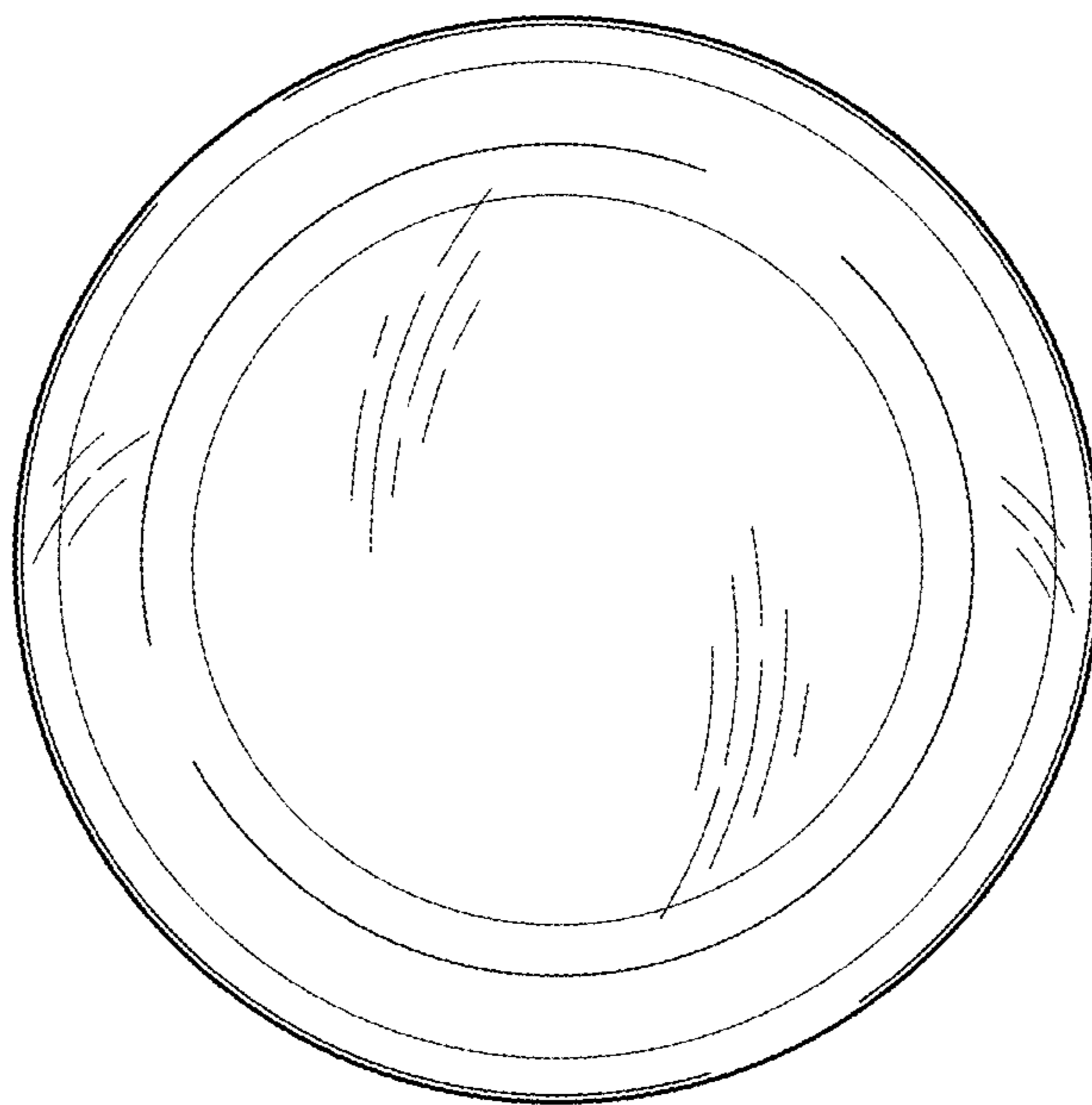


FIG. 7