



US00D849508S

(12) **United States Design Patent** (10) **Patent No.:** **US D849,508 S**  
**Shorr** (45) **Date of Patent:** **\*\* May 28, 2019**

(54) **HEMISPHERIC PEG SUPPORT**  
(71) Applicant: **Udi Shorr**, Highland Park, NJ (US)  
(72) Inventor: **Udi Shorr**, Highland Park, NJ (US)  
(\*\*) Term: **15 Years**  
(21) Appl. No.: **29/629,831**  
(22) Filed: **Dec. 15, 2017**  
(51) **LOC (11) Cl.** ..... **08-08**  
(52) **U.S. Cl.**  
USPC ..... **D8/349**  
(58) **Field of Classification Search**  
USPC ..... D8/363, 373, 354, 394, 349, 381, 449;  
D16/200, 204, 208, 213-219, 235,  
D16/237-250; D14/203, 209, 217, 224,  
D14/250-253, 345, 440; 248/221.1,  
248/221.2, 220.3, 250, 235  
CPC ..... G03B 17/02; G03B 17/04; G03B 17/14;  
G03B 21/20-21/2066; G03B  
15/041-15/0436; G03B 17/56; F16M  
11/32  
See application file for complete search history.

7,882,786 B2 \* 2/2011 DeHaan ..... F42B 12/40  
102/513  
D642,640 S \* 8/2011 Ellis ..... D21/709  
D720,498 S \* 12/2014 Clifford ..... D27/120  
D730,014 S \* 5/2015 Bell ..... D99/5  
D747,565 S \* 1/2016 Beckley ..... D30/160  
D813,427 S \* 3/2018 Voss ..... D26/16  
D822,842 S \* 7/2018 Viner ..... D24/211  
D823,956 S \* 7/2018 Shin ..... D21/708  
D824,230 S \* 7/2018 Crane ..... D8/38  
D827,052 S \* 8/2018 Flores ..... D21/552  
10,066,994 B2 \* 9/2018 Mohageg ..... G02B 7/008  
2009/0133537 A1 \* 5/2009 Uglum ..... B67B 7/16  
81/3.37  
2011/0024316 A1 \* 2/2011 Ginsburg ..... A45D 40/0068  
206/385  
2013/0229713 A1 \* 9/2013 Webster ..... G02B 5/284  
359/578  
2016/0178436 A1 \* 6/2016 Mohageg ..... G02B 7/008  
250/216

\* cited by examiner

*Primary Examiner* — Mark A Goodwin  
(74) *Attorney, Agent, or Firm* — Guy Levi; The IP Law Firm of Guy Levi, LLC

(57) **CLAIM**

I claim, the ornamental design for a hemispheric peg support, as shown and described herein.

**DESCRIPTION**

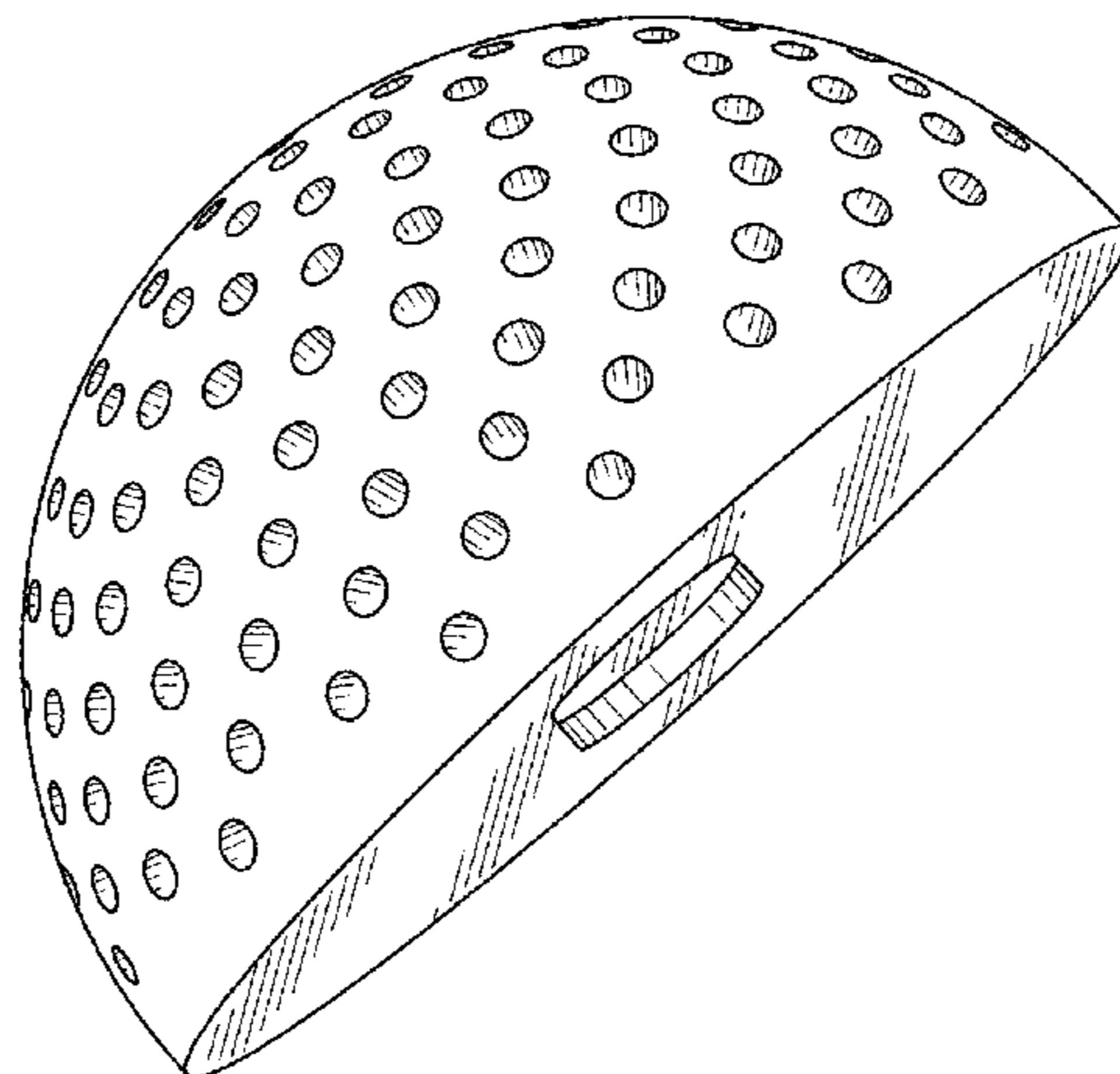
FIG. 1, is a bottom perspective view of the hemispheric peg support, showing my new design;  
FIG. 2, is another bottom perspective view thereof;  
FIG. 3, is a top plan view thereof;  
FIG. 4, is a bottom plan view thereof;  
FIG. 5, is an elevation view thereof, the hemispheric peg support being symmetric; and,  
FIG. 6, is a cross section of FIG. 5.

**1 Claim, 3 Drawing Sheets**

(56) **References Cited**

**U.S. PATENT DOCUMENTS**

3,099,450 A \* 7/1963 Randall ..... A63H 33/18  
473/588  
3,452,954 A \* 7/1969 Lucietto ..... A47F 5/0823  
185/40 R  
D360,819 S \* 8/1995 Noniewicz ..... D8/354  
D390,499 S \* 2/1998 Durham ..... D11/143  
5,759,676 A \* 6/1998 Cavallaro ..... A63B 37/0003  
428/215  
D409,889 S \* 5/1999 Kim ..... D8/38  
D501,901 S \* 2/2005 Yu ..... D21/709  
D510,966 S \* 10/2005 Michishita ..... D21/709



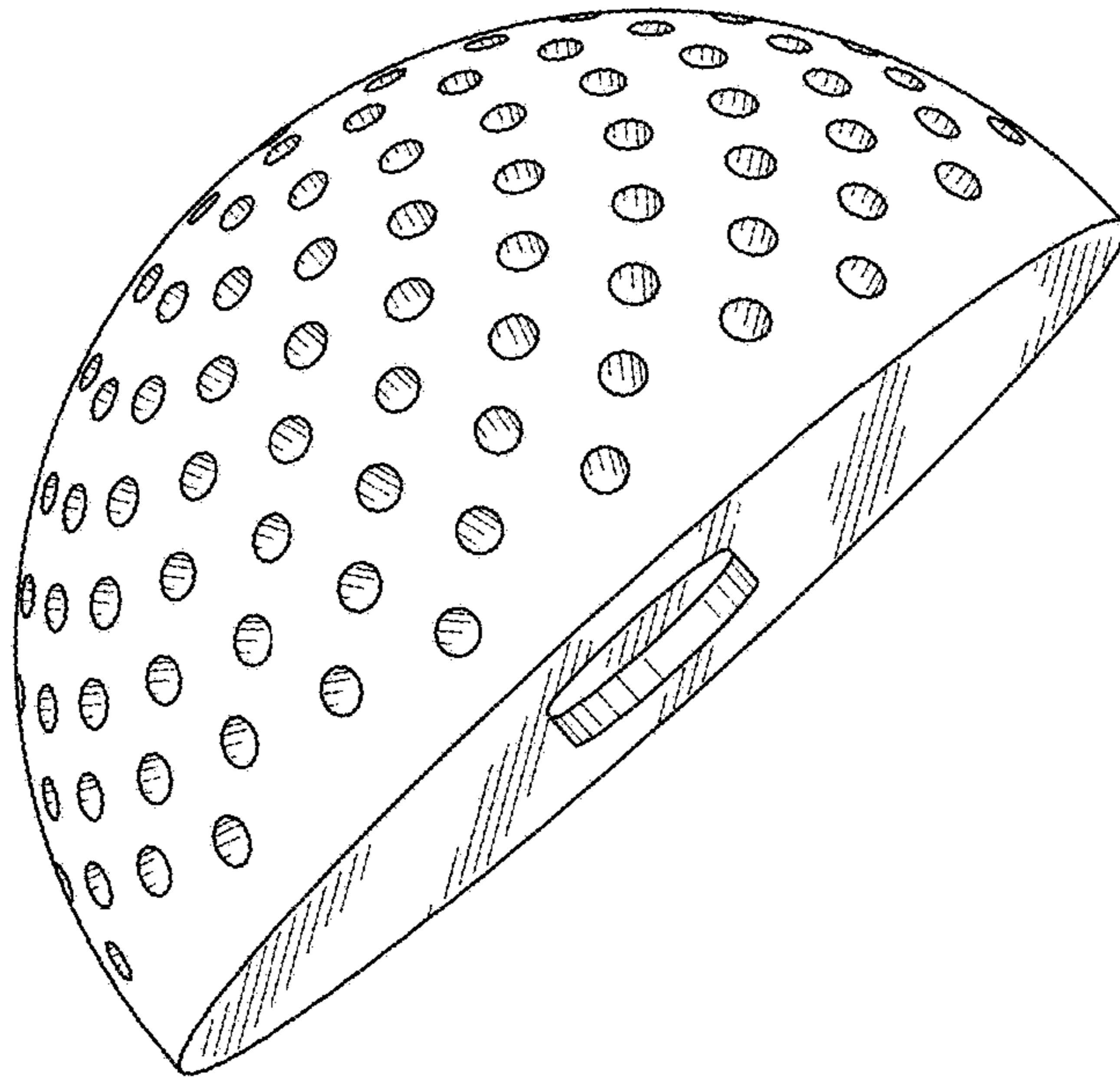


FIG. 1

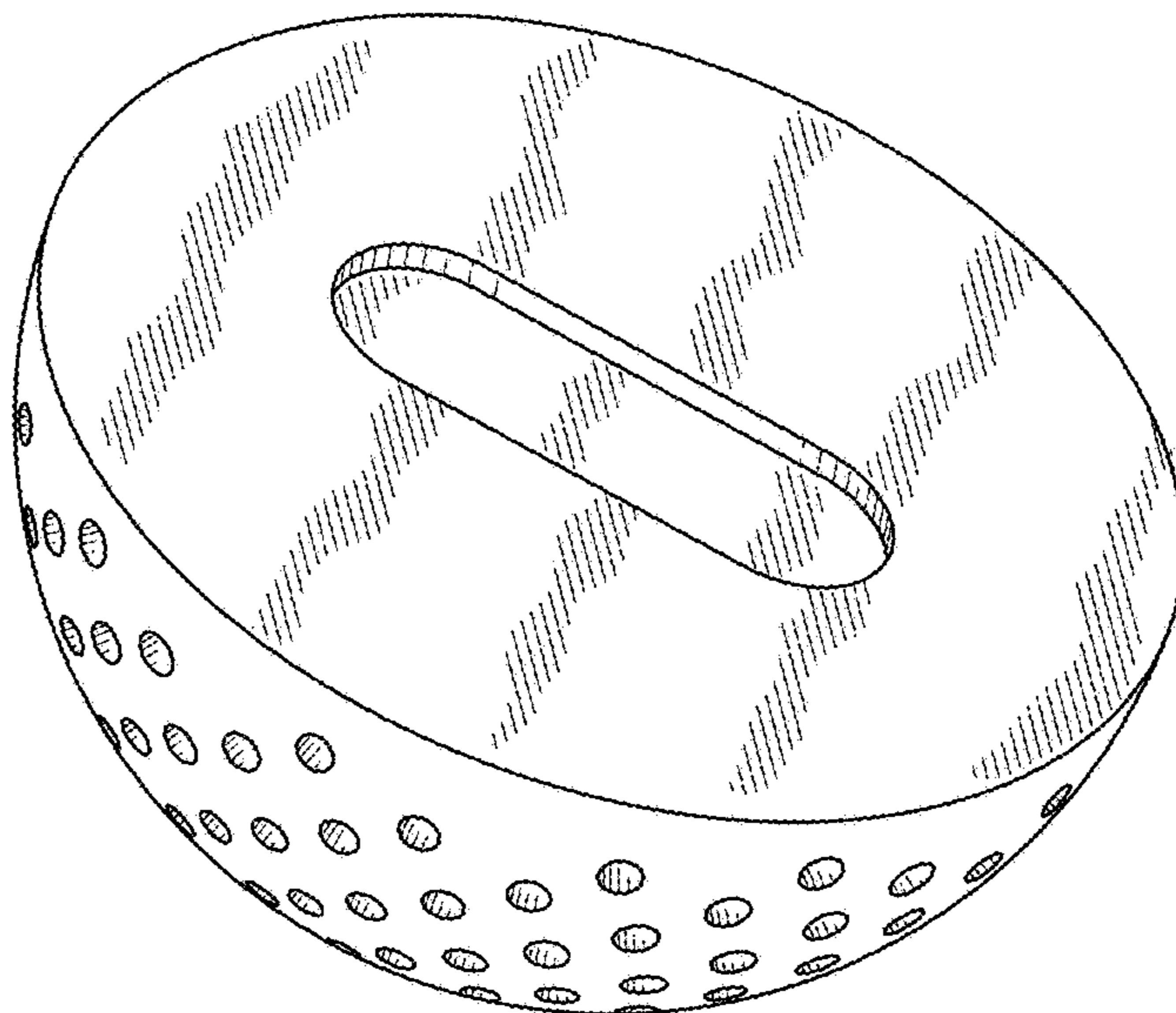


FIG. 2

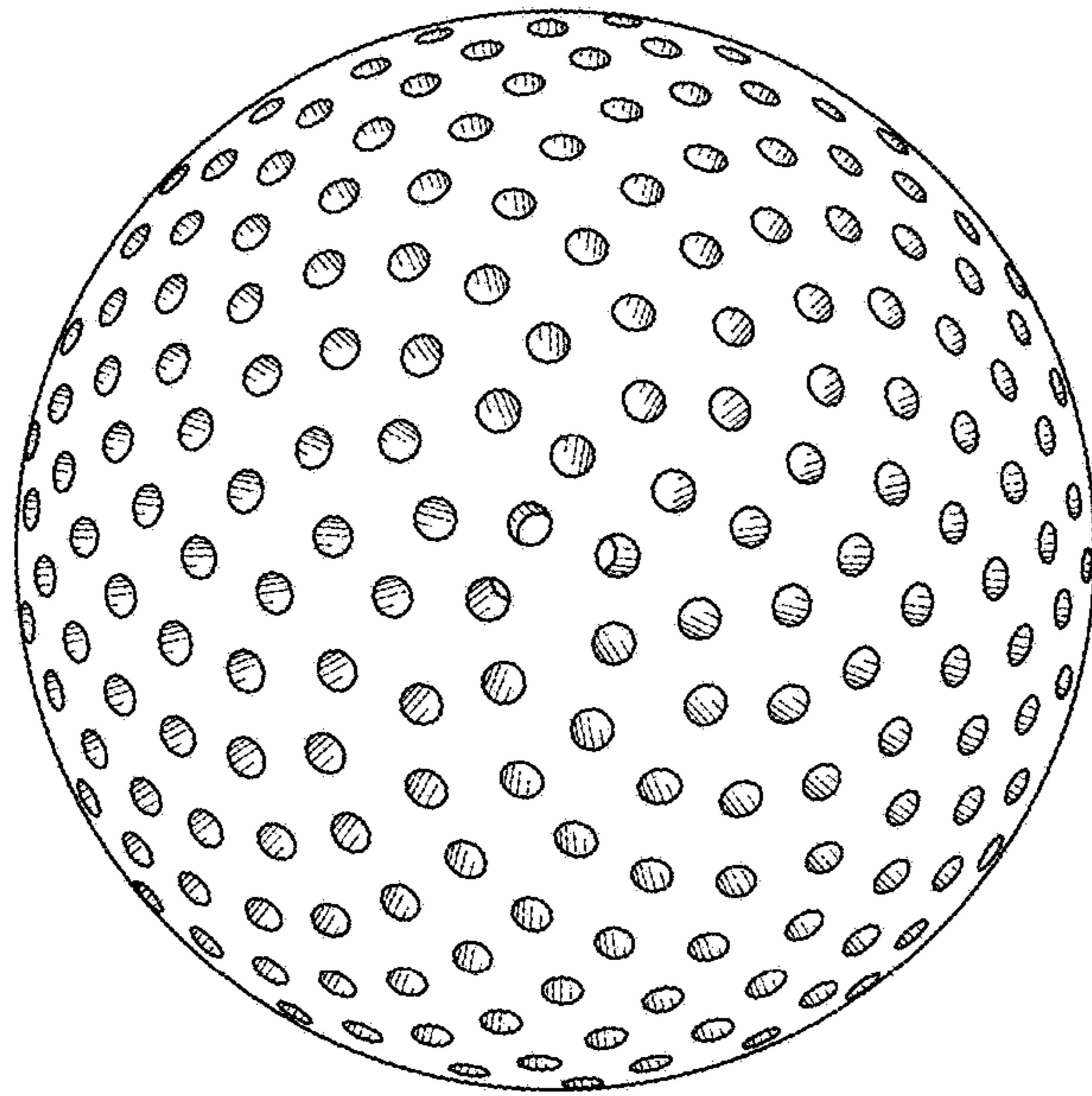


FIG. 3

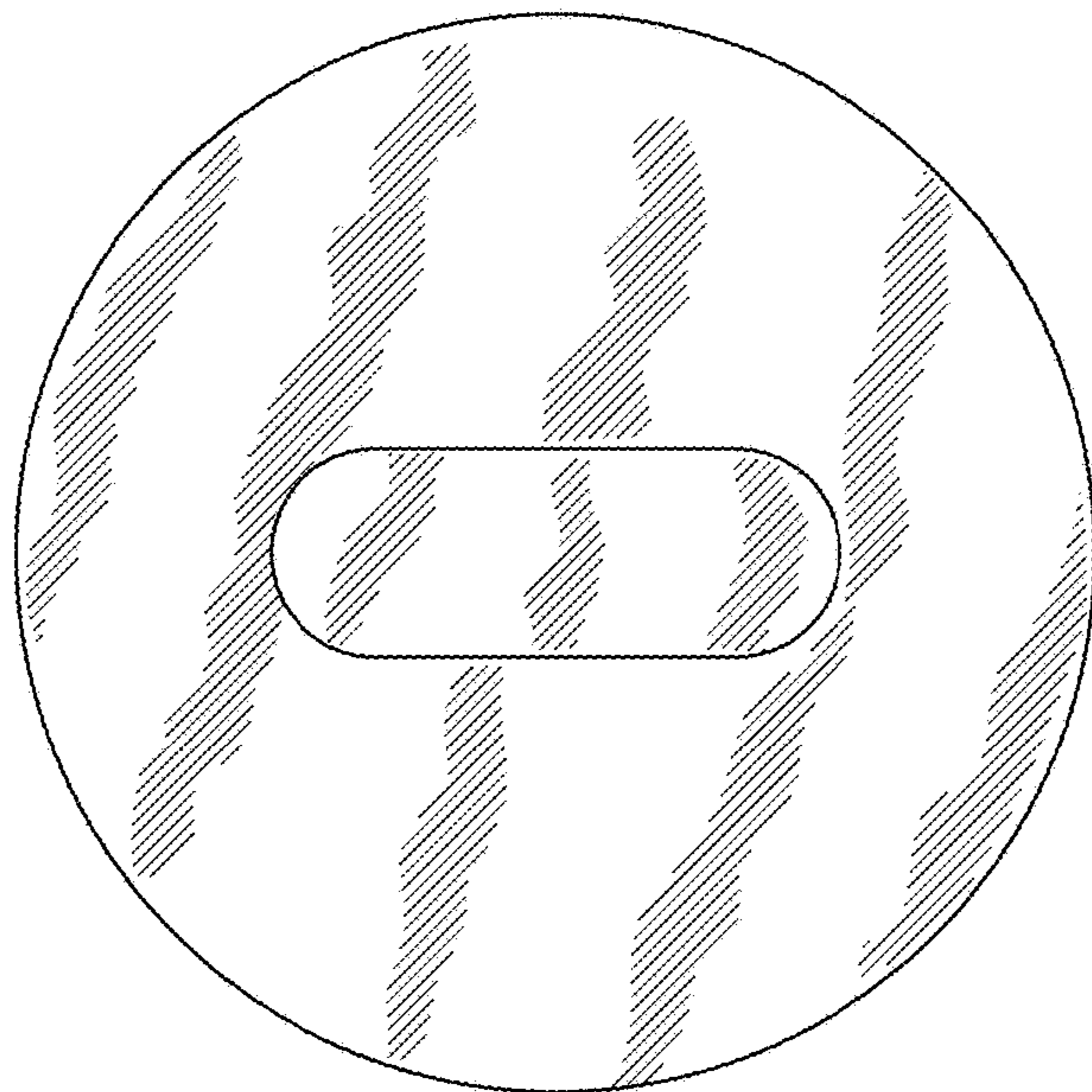


FIG. 4



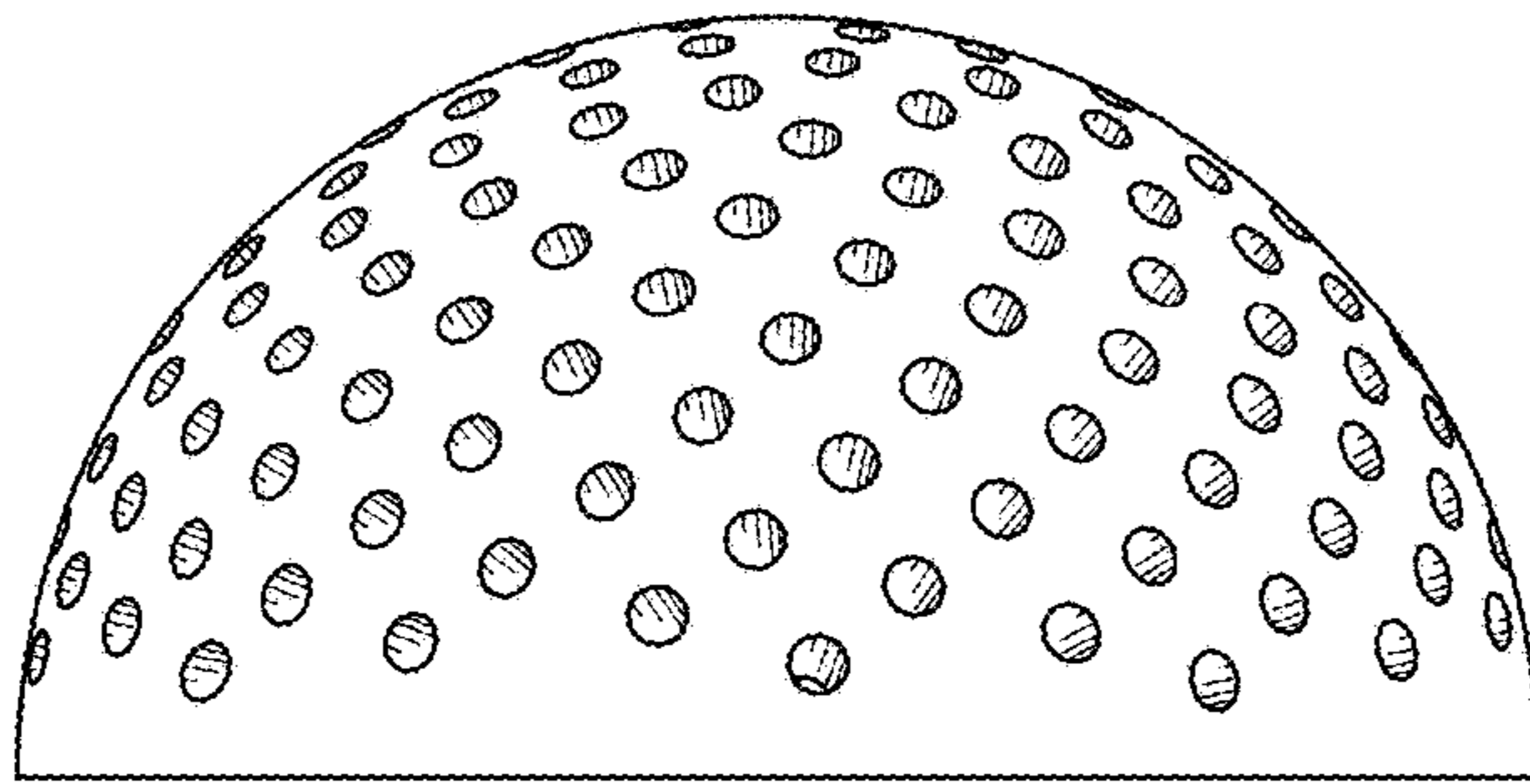


FIG. 5

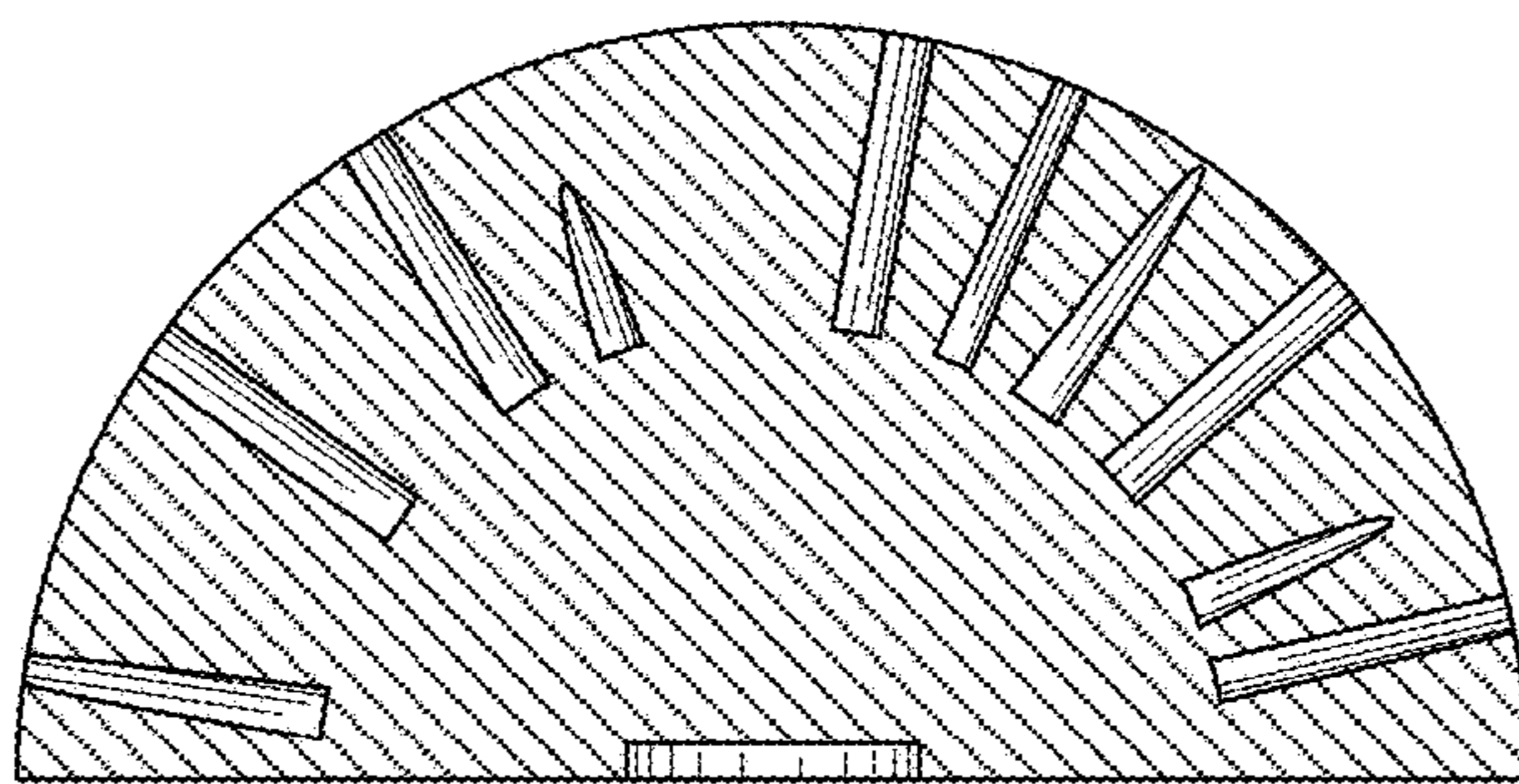


FIG. 6