

US00D849505S

(12) **United States Design Patent** (10) **Patent No.:** **US D849,505 S**
Chang (45) **Date of Patent:** **** May 28, 2019**

(54) **HANDRAIL**
(71) Applicant: **Shih-Kuo Chang**, Tainan (TW)
(72) Inventor: **Shih-Kuo Chang**, Tainan (TW)
(**) Term: **15 Years**
(21) Appl. No.: **29/573,538**
(22) Filed: **Aug. 8, 2016**
(51) **LOC (11) Cl.** **08-06**
(52) **U.S. Cl.**
USPC **D8/316**
(58) **Field of Classification Search**
USPC D8/310, 312, 315-320; 248/205.5, 205.8,
248/207; 16/406, 413, 422, 412, 415,
16/420, 443-444; 294/185-189; D15/89,
D15/142; D3/300, 317-319; D23/250;
D7/349, 350.1; 292/336.3; 256/65.01
CPC A47K 3/003; A47K 17/022; A47K 17/024;
Y10T 16/4559; Y10T 16/498; Y10T
16/458; F16B 47/00; F16B 47/006; E05B
1/0053; E04F 11/1836; E04F 11/1804;
E04F 11/1808; E04F 2011/1889; E04F
2011/1897
See application file for complete search history.

D536,597 S * 2/2007 Berlovan D8/315
D559,653 S * 1/2008 Reichling D8/315
D568,142 S * 5/2008 Zhang D8/320
D572,801 S * 7/2008 Kemp D23/255
D579,534 S * 10/2008 Genord D23/304
(Continued)

FOREIGN PATENT DOCUMENTS

CA 133756 * 8/2010

OTHER PUBLICATIONS

LR2250DW 9-Inch Hand Grip, Moen, ebay.com, Dec. 13, 2015 by ebay seller xboxusa © 1995-2018 eBay Inc., online, site visited May 25, 2018. Available from Internet, URL: <https://www.ebay.com/itm/Brand-New-Moen-LR2250DW-9-Inch-Home-Care-Designer-White-Hand-Grip-New-in-Box-/172031775239#shpCntId> (Year: 2015).*
(Continued)

Primary Examiner — Bridget L Eland
Assistant Examiner — Altaira J Swangin
(74) *Attorney, Agent, or Firm* — Alan D. Kamrath;
Kamrath IP Lawfirm, P.A.

(57) **CLAIM**

The ornamental design for a handrail, as shown and described.

(56) **References Cited**

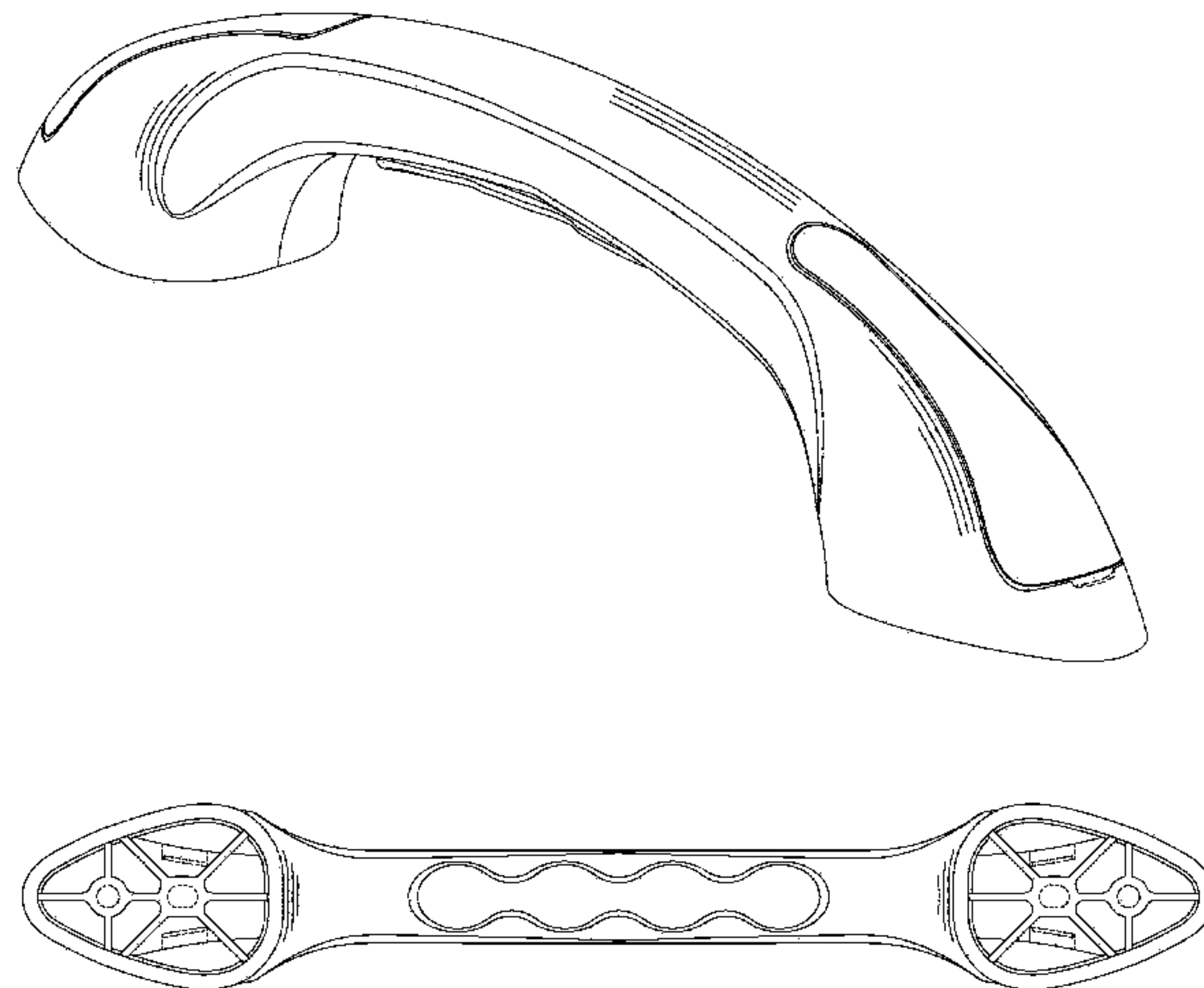
U.S. PATENT DOCUMENTS

D119,283 S * 3/1940 Rettich D8/317
D122,120 S * 8/1940 Johns D8/318
D142,042 S * 8/1945 Stewart D8/317
D142,043 S * 8/1945 Stone D8/317
D143,937 S * 2/1946 Rosenthal D8/317
2,397,306 A * 3/1946 Whipple H04B 1/086
116/328
D153,796 S * 5/1949 Hefferan D8/317
D379,423 S * 5/1997 Caugh D8/305
D436,830 S * 1/2001 Nesselth D8/302
D516,406 S * 3/2006 Brammer, Jr. E05B 1/0015
D8/300
D534,625 S * 1/2007 Kemp D23/232

DESCRIPTION

FIG. 1 is a perspective view of a handrail showing my design;
FIG. 2 is a front elevational view thereof;
FIG. 3 is a rear elevational view thereof;
FIG. 4 is a left side elevational view thereof;
FIG. 5 is a right side elevational view thereof;
FIG. 6 is a bottom plan view thereof; and,
FIG. 7 is a top plan view thereof.
The broken lines shown in the figures depict portions of the handrail that form no part of the claimed design.

1 Claim, 7 Drawing Sheets



(56)

References Cited

U.S. PATENT DOCUMENTS

D584,593 S * 1/2009 Jou D8/317
 D599,187 S * 9/2009 Matschina D8/315
 D600,529 S * 9/2009 Nicholson D8/315
 D602,138 S * 10/2009 Gilbert 4/576.1
 D618,774 S * 6/2010 Bauer D23/304
 D639,409 S * 6/2011 Gilbert D23/304
 D644,485 S * 9/2011 Rae D7/394
 D664,023 S * 7/2012 Gilbert D8/316
 D666,867 S * 9/2012 Rae D7/394
 D704,031 S * 5/2014 Jou A47B 95/02
 D8/317
 9,125,531 B2 * 9/2015 Forrest A47K 3/003
 9,752,347 B2 * 9/2017 Seitz E05B 1/0015
 D800,531 S * 10/2017 Chang D8/316
 9,797,170 B2 * 10/2017 Savant E05B 81/78
 9,850,664 B2 * 12/2017 Pinheiro E04F 11/1802
 9,885,470 B1 * 2/2018 Jean B60Q 3/217
 D823,229 S * 7/2018 Chiang D12/412
 D826,026 S * 8/2018 Chubb D8/317

D826,687 S * 8/2018 Rizzi D8/316
 D828,139 S * 9/2018 Rizzi D8/316
 2008/0179905 A1 * 7/2008 Park A47K 17/022
 294/187
 2009/0211015 A1 * 8/2009 Forrest A47K 3/003
 4/576.1
 2009/0211016 A1 * 8/2009 Forrest A47K 3/003
 4/576.1
 2015/0102278 A1 * 4/2015 Pinheiro E04F 11/1802
 256/65.16
 2018/0023800 A1 * 1/2018 Jean F21V 33/006
 2018/0077903 A1 * 3/2018 Koskey A01K 15/025

OTHER PUBLICATIONS

Deluxe 9 Inch Wall-Mount Assisting Grab Bar, Shi Kuo, shihkuo.com, date not listed, author not listed © 2016 Shih Kuo Enterprise Co., Ltd., online, site visited May 25, 2018. Available from Internet, URL: <https://www.shihkuo.com/products/deluxe-9-inches-wall-mount-safety-assisting-grab-bar/> (Year: 2018).*

* cited by examiner

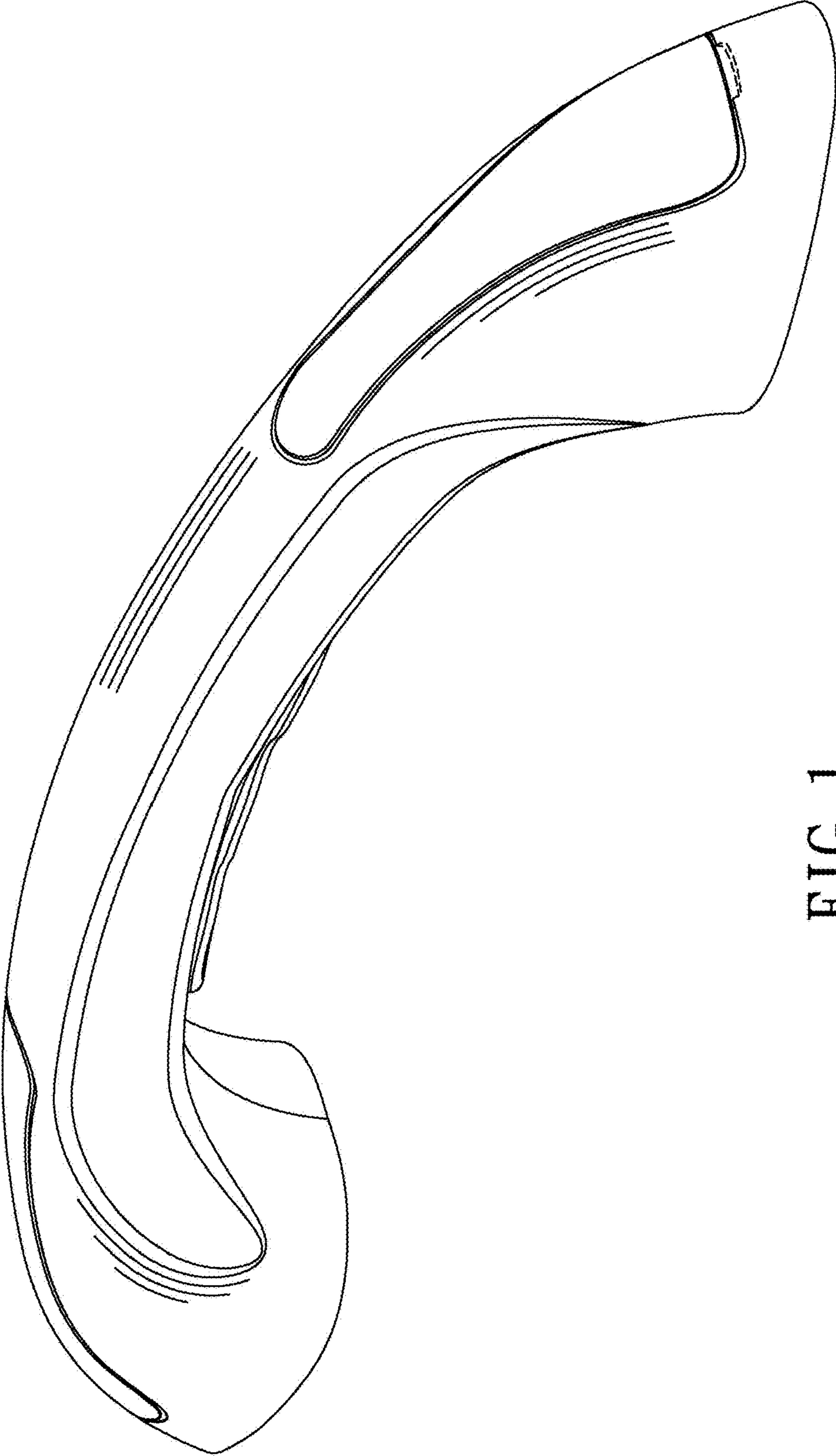


FIG. 1



FIG. 2



FIG. 3

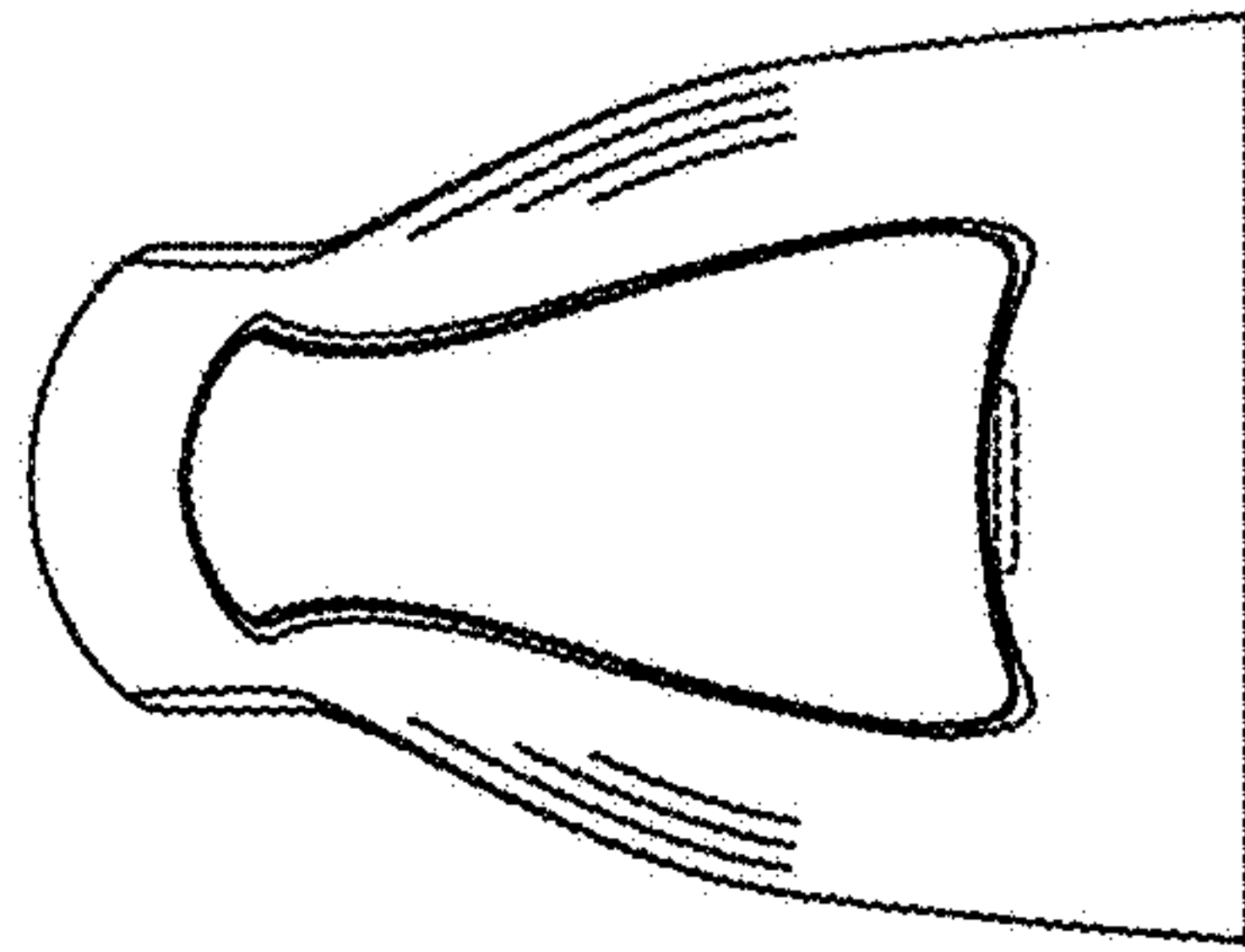


FIG. 4

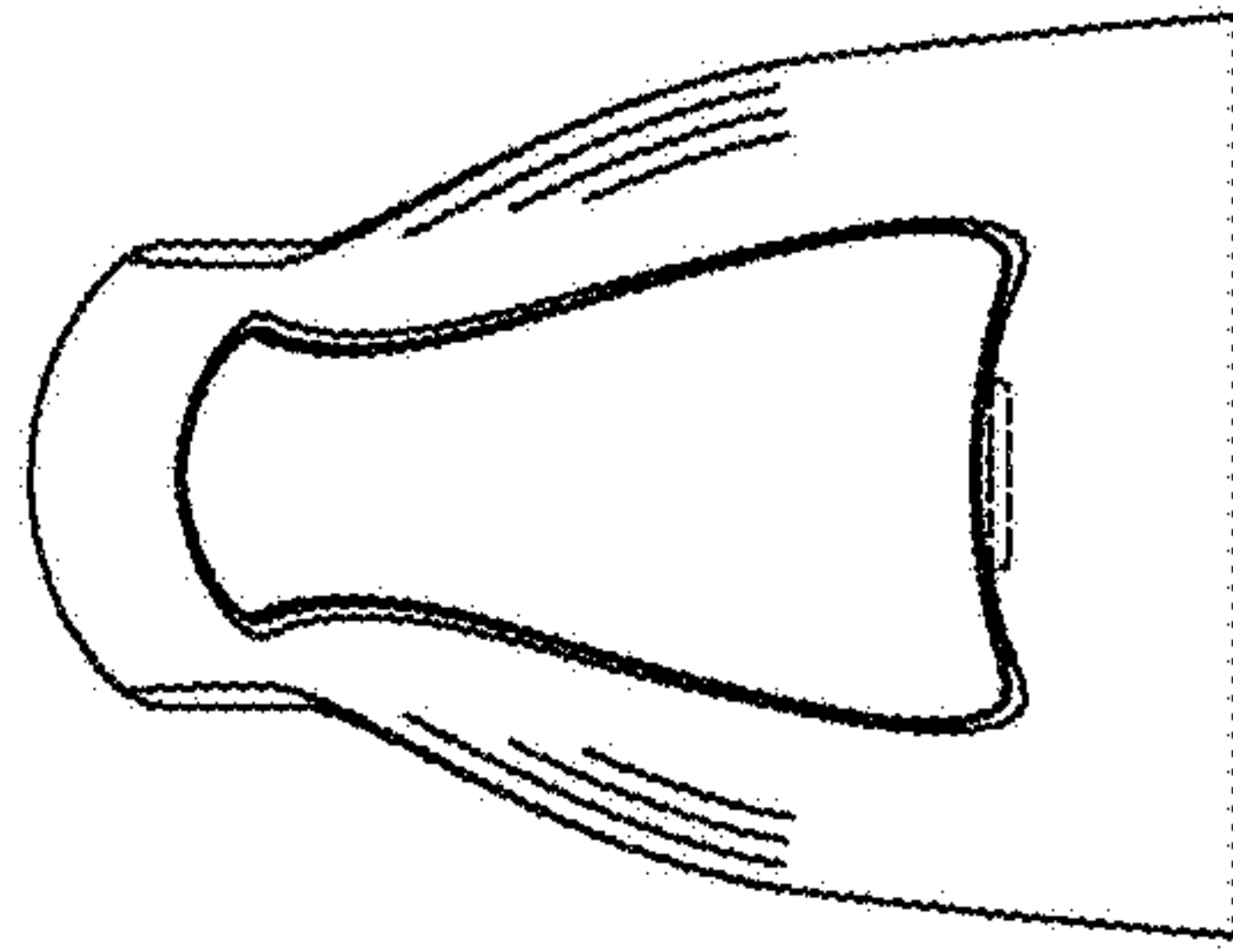


FIG. 5

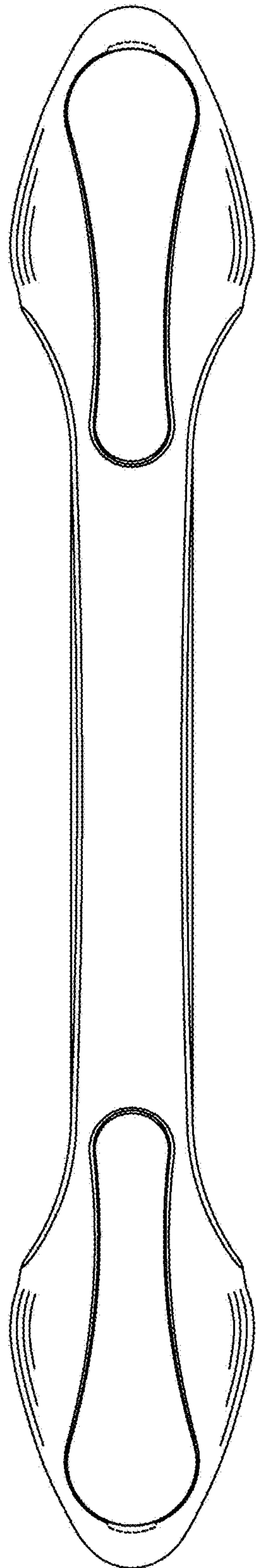


FIG. 6

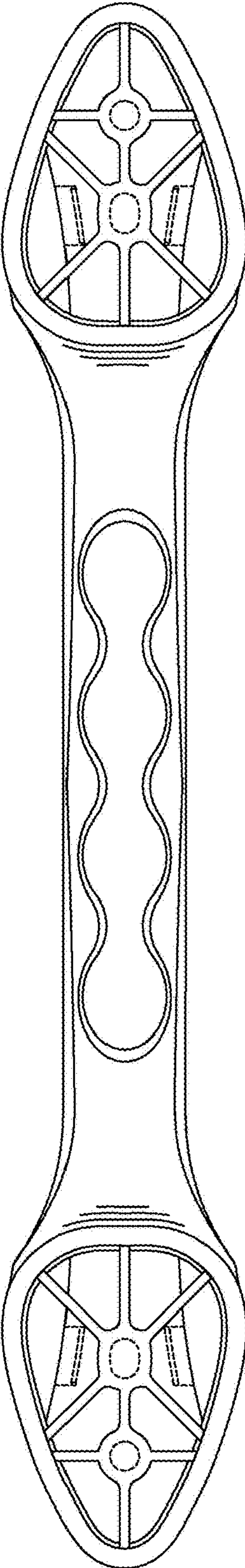


FIG. 7