



US00D849446S

(12) **United States Design Patent** (10) **Patent No.:** **US D849,446 S**
Lee (45) **Date of Patent:** **** May 28, 2019**

(54) **PILLOW**

(71) Applicant: **PETIT ELIN CO., LTD.**, Seoul (KR)

(72) Inventor: **Nam Jin Lee**, Seoul (KR)

(73) Assignee: **PETIT ELIN CO., LTD.**, Seoul (KR)

(**) Term: **15 Years**

(21) Appl. No.: **29/610,983**

(22) Filed: **Jul. 18, 2017**

(30) **Foreign Application Priority Data**

Jun. 15, 2017 (KR) 30-2017-0027277

(51) **LOC (11) Cl.** **06-09**

(52) **U.S. Cl.**
USPC **D6/598**

(58) **Field of Classification Search**
USPC D6/582-583, 587-592, 595-609,
D6/617-622; D21/803-809, 615;
D24/178, 180, 181, 183, 189; D2/719,
D2/725, 734, 741

CPC A47G 9/00; A47G 2009/001; A47G
2009/002; A47G 2009/003; A47G
2009/005; A47G 2009/006; A47G 9/02;
A47G 9/0207; A47G 9/0215; A47G
9/0223; A47G 9/023; A47G 9/0238;
A47G 9/0246; A47G 9/0253; A47G
9/0261; A47G 9/06; A47G 9/062; A47G
9/066; A47G 9/068; A47G 9/08; A47G
2009/0276; A47G 9/0284; A47G 9/0292;
A47G 9/04; A47G 9/10

See application file for complete search history.

(56) **References Cited**

U.S. PATENT DOCUMENTS

D260,413	S	*	8/1981	Holstine	D21/618
D369,053	S	*	4/1996	Keller	D21/618
D397,900	S	*	9/1998	Besen	D21/611
D408,195	S	*	4/1999	Bear	D21/617
D461,603	S	*	8/2002	Oblack	D30/160
D508,811	S	*	8/2005	Bourget	D21/618
D522,788	S	*	6/2006	Keller	D6/598
D532,060	S	*	11/2006	Boutin	D21/618
D614,398	S	*	4/2010	Gold	D3/216
D786,583	S	*	5/2017	Lee	D6/598
D787,230	S	*	5/2017	Lee	D6/598
D787,231	S	*	5/2017	Lee	D6/598
D809,784	S	*	2/2018	Lee	D3/217
2008/0035074	A1	*	2/2008	Diez	A45C 13/30 119/770

* cited by examiner

Primary Examiner — Mary Ann Calabrese

Assistant Examiner — Jennifer L Rempfer

(74) *Attorney, Agent, or Firm* — Lex IP Meister, PLLC

(57) **CLAIM**

I claim the ornamental design for a pillow, as shown and described.

DESCRIPTION

FIG. 1 is a perspective view of a pillow showing our new design;

FIG. 2 is a front elevational view thereof;

FIG. 3 is a rear elevational view thereof;

FIG. 4 is a left side elevational view thereof;

FIG. 5 is a right side elevational view thereof;

FIG. 6 is a top plan view thereof; and,

FIG. 7 is a bottom plan view thereof.

1 Claim, 7 Drawing Sheets



FIG. 1



FIG. 2



FIG. 3




FIG. 4




FIG. 5




FIG. 6




FIG. 7

