



US00D849438S

(12) **United States Design Patent** (10) **Patent No.:** **US D849,438 S**
Williams, Jr. et al. (45) **Date of Patent:** **** May 28, 2019**

(54) **SOFA**

(71) Applicant: **The Mitchell Gold Co.**, Taylorsville, NC (US)

(72) Inventors: **Robert T. Williams, Jr.**, Hickory, NC (US); **Matthew D. Wilder**, Hickory, NC (US); **Christopher H. Wilson**, Statesville, NC (US)

(73) Assignee: **The Mitchell Gold Co.**, Taylorsville, NC (US)

(**) Term: **15 Years**

(21) Appl. No.: **29/621,139**

(22) Filed: **Oct. 4, 2017**

(51) **LOC (11) Cl.** **06-01**

(52) **U.S. Cl.**
USPC **D6/381**

(58) **Field of Classification Search**
USPC D6/334, 335, 336, 341, 360, 361, 364, D6/365, 366, 367, 368, 369, 371, 372, D6/373, 374, 375, 376, 377, 378, 381
CPC A47C 1/00; A47C 13/00; A47C 13/005; A47C 15/002; A47C 17/02
See application file for complete search history.

(56) **References Cited**

U.S. PATENT DOCUMENTS

D176,596 S *	1/1956	Cleese, Jr.	D6/367
D176,938 S *	2/1956	Wilson	D6/377
D255,731 S *	7/1980	Marks	D6/381
D406,955 S *	3/1999	Hutton	D6/381
D446,039 S *	8/2001	Gomez	D6/381
D485,086 S *	1/2004	Gomez	D6/381
D493,039 S *	7/2004	Ricci	D6/334
D498,074 S *	11/2004	Gomez	D6/381
D499,261 S *	12/2004	Ricci	D6/334
D499,263 S *	12/2004	Ricci	D6/334

(Continued)

Primary Examiner — Deanna L Pratt

(74) *Attorney, Agent, or Firm* — Kilpatrick Townsend & Stockton LLP

(57) **CLAIM**

We claim the ornamental design for the sofa, as shown and described.

DESCRIPTION

FIG. 1 is a top, perspective view of a sofa comprising the present invention.

FIG. 2 is a front elevational view of the sofa shown in FIG. 1.

FIG. 3 is a side elevational view of the sofa shown in FIGS. 1 and 2.

FIG. 4 is a side elevational view of the sofa shown in FIGS. 1, 2, and 3.

FIG. 5 is a rear elevational view of the sofa shown in FIGS. 1, 2, 3, and 4.

FIG. 6 is a top plan view of the sofa shown in FIGS. 1, 2, 3, 4, and 5.

FIG. 7 is a bottom plan view of the sofa shown in FIGS. 1, 2, 3, 4, 5, and 6.

FIG. 8 is a perspective view of another embodiment of sofa comprising the present invention.

FIG. 9 is a front elevational view of the sofa shown in FIG. 8.

FIG. 10 is a side elevational view of the sofa shown in FIGS. 8 and 9.

FIG. 11 is a side elevational view of the sofa shown in FIGS. 8, 9, and 10.

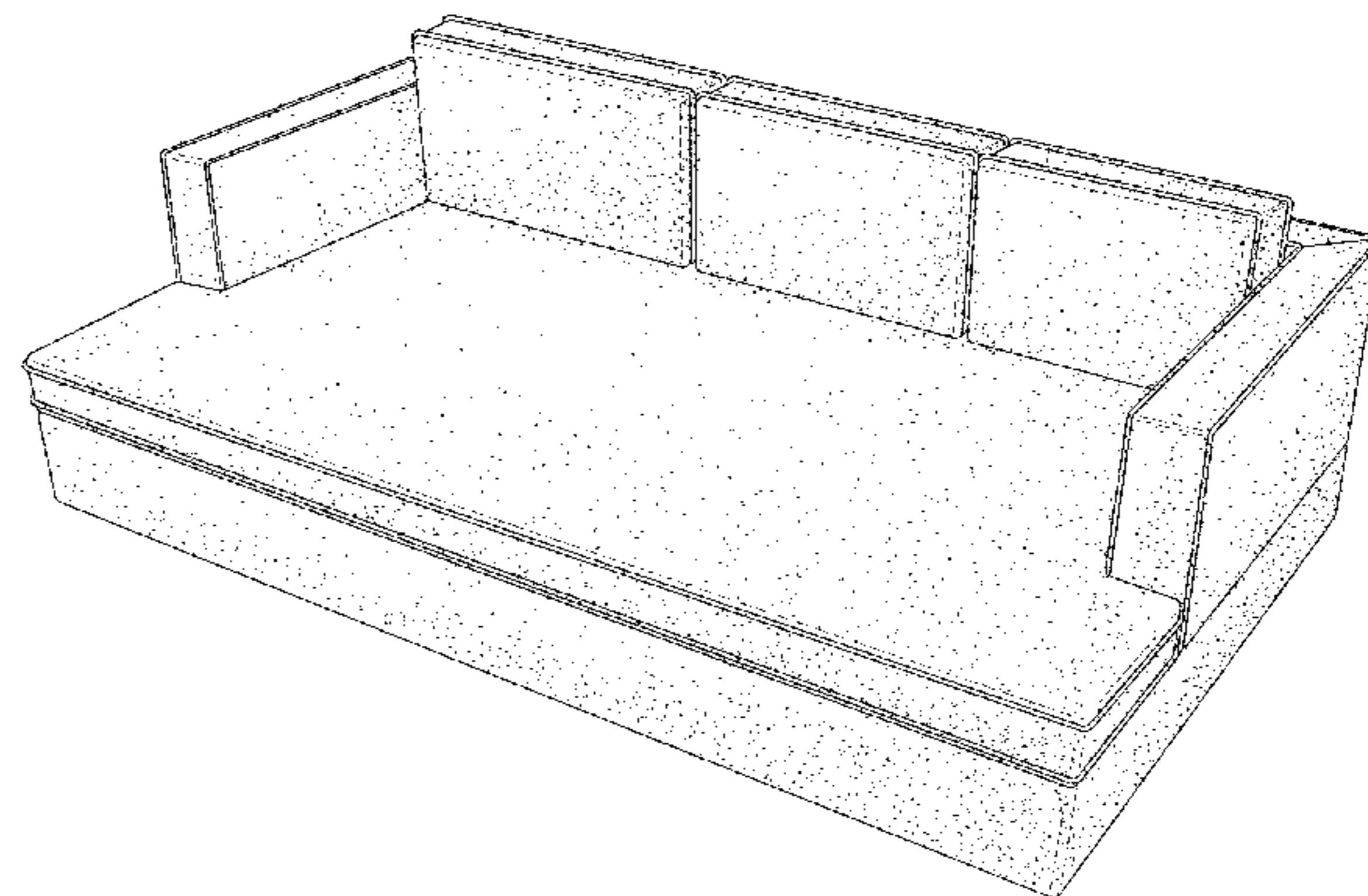
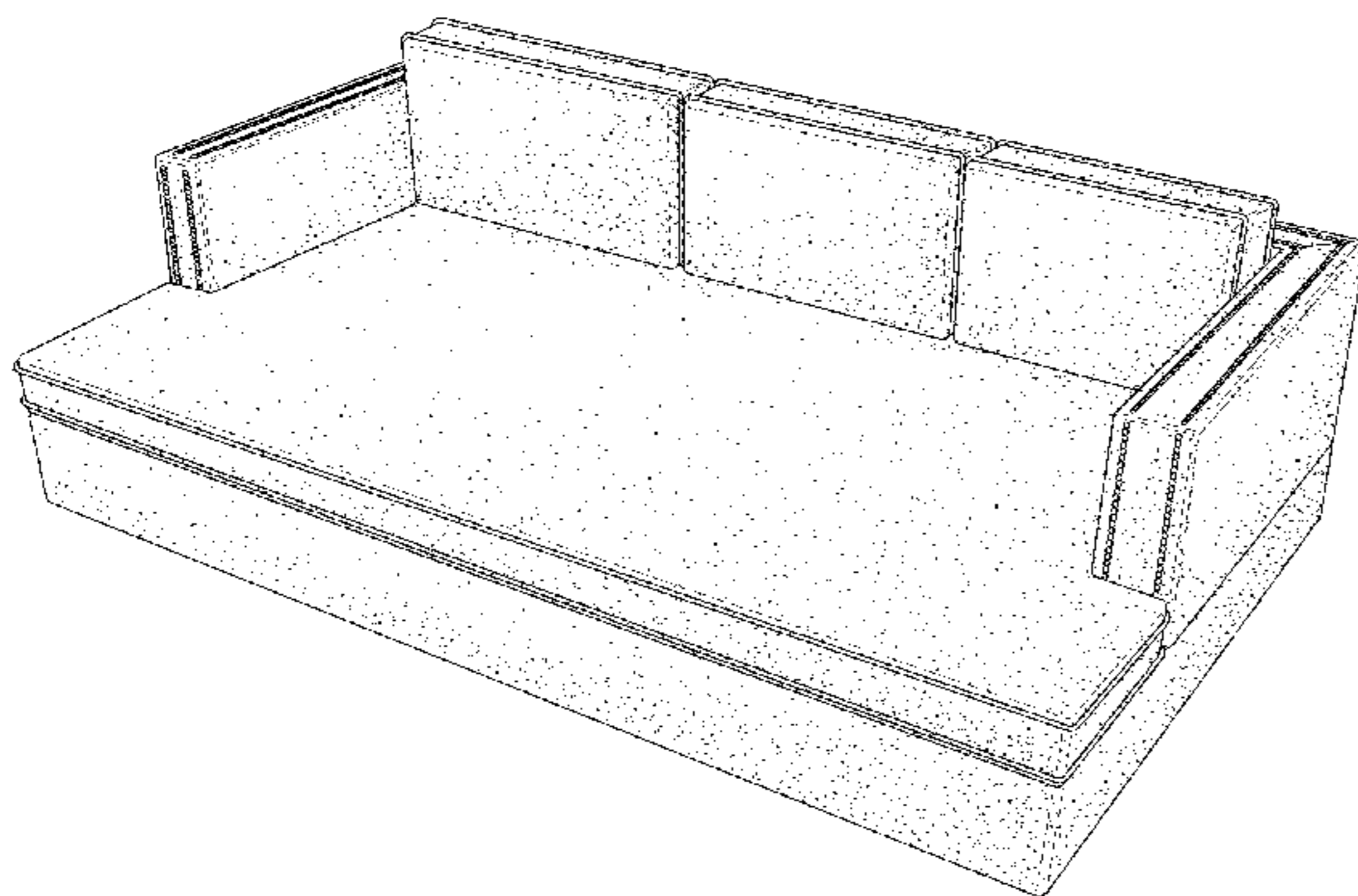
FIG. 12 is a rear elevational view of the sofa shown in FIGS. 8, 9, 10 and 11.

FIG. 13 is a top plan view of the sofa shown in FIGS. 8, 9, 10, 11, and 12; and,

FIG. 14 is a bottom plan view of the sofa shown in FIGS. 8, 9, 10, 11, 12, and 13.

The broken lines are for environmental purposes only and form no part of the claimed design.

1 Claim, 12 Drawing Sheets



(56)

References Cited

U.S. PATENT DOCUMENTS

D501,330 S *	2/2005	Gomez	D6/334
D540,062 S *	4/2007	Natuzzi	D6/381
D544,233 S *	6/2007	Hutton	D6/378
D559,003 S *	1/2008	Lissoni	D6/381
D640,481 S *	6/2011	Bush	D6/381
D691,825 S *	10/2013	Lenney	D6/381
D691,826 S *	10/2013	Banda	D6/381
D807,660 S *	1/2018	Hughes	D6/381

* cited by examiner

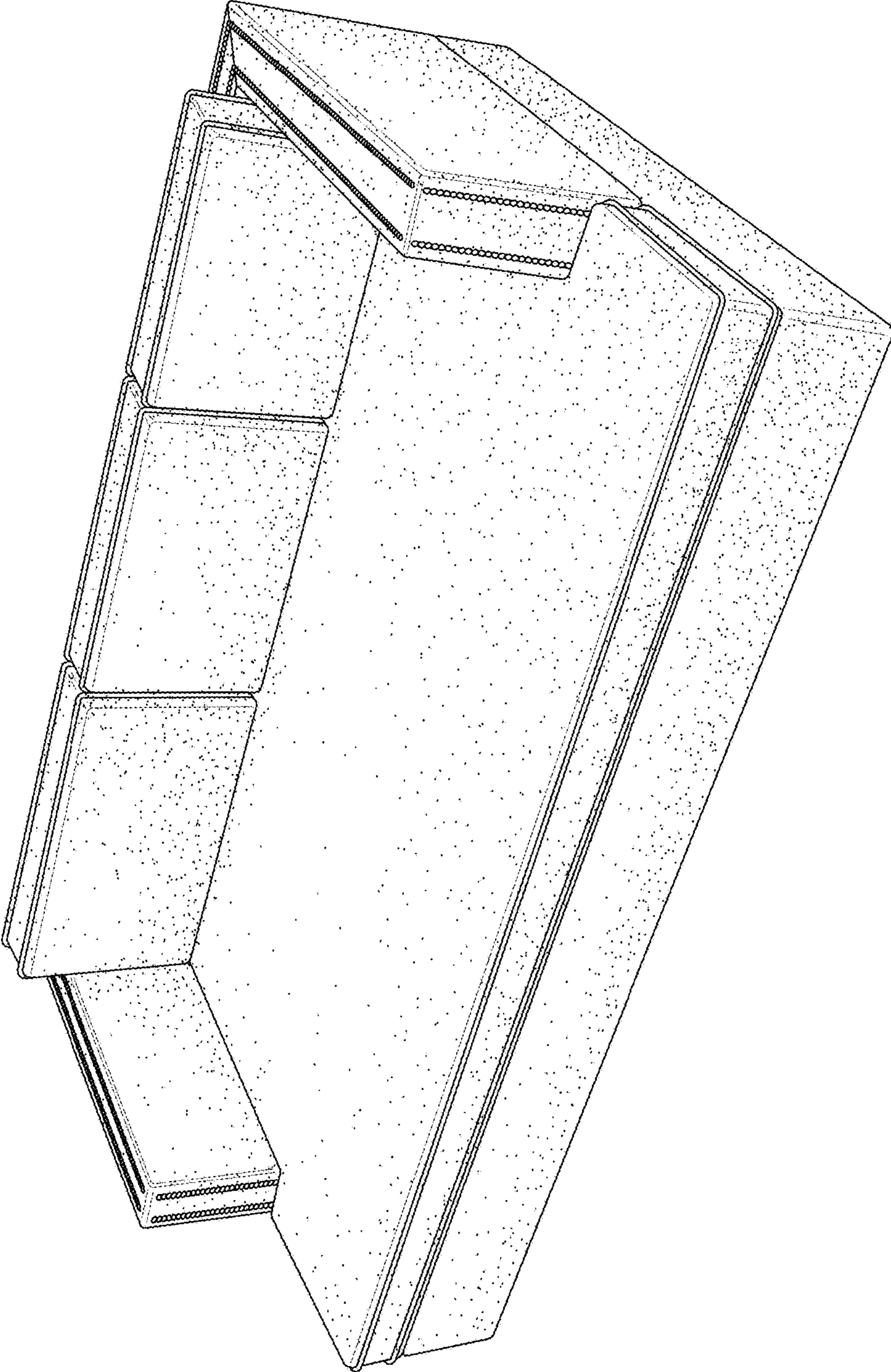


FIG. 1




FIG. 2

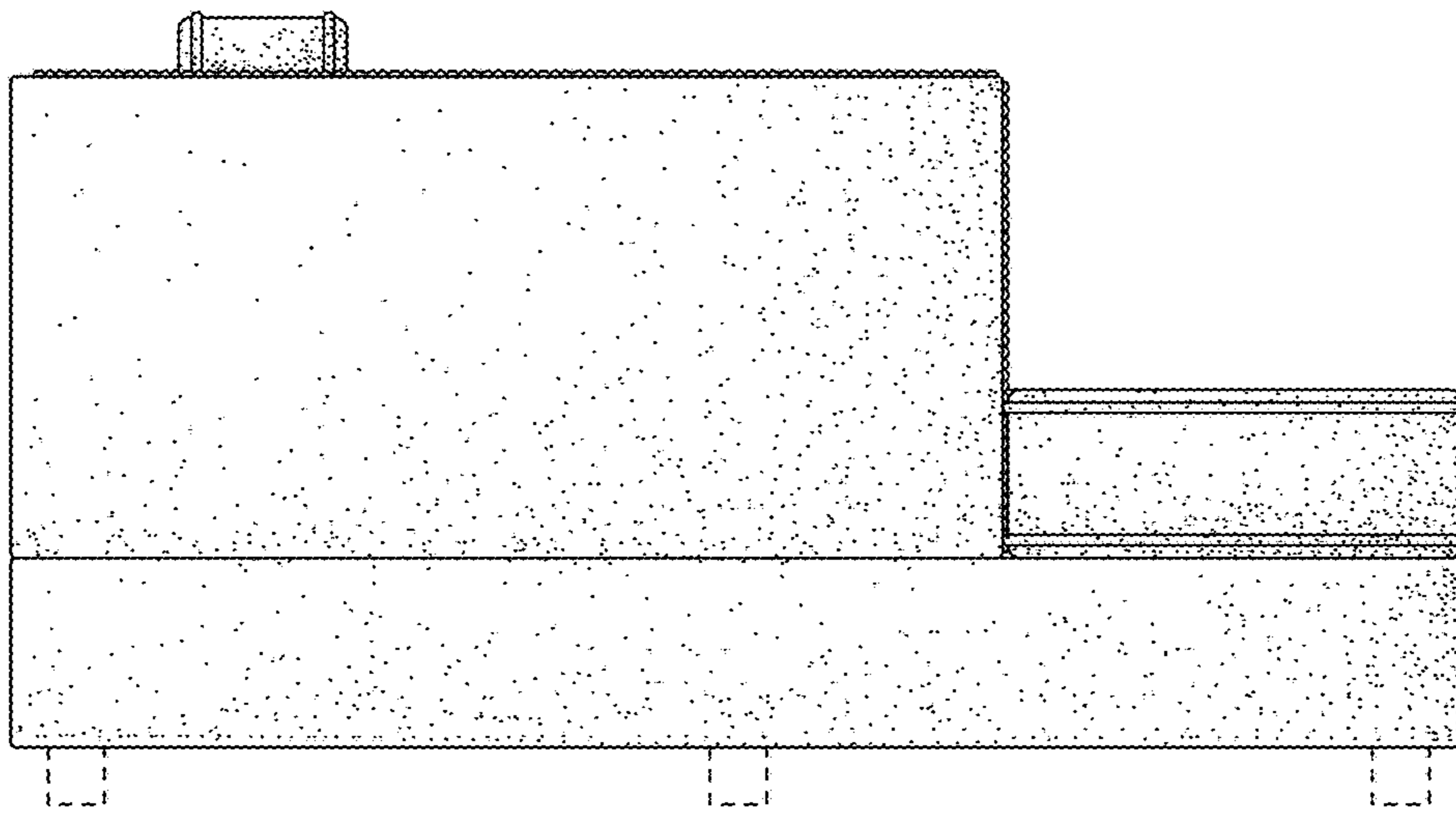


FIG. 3

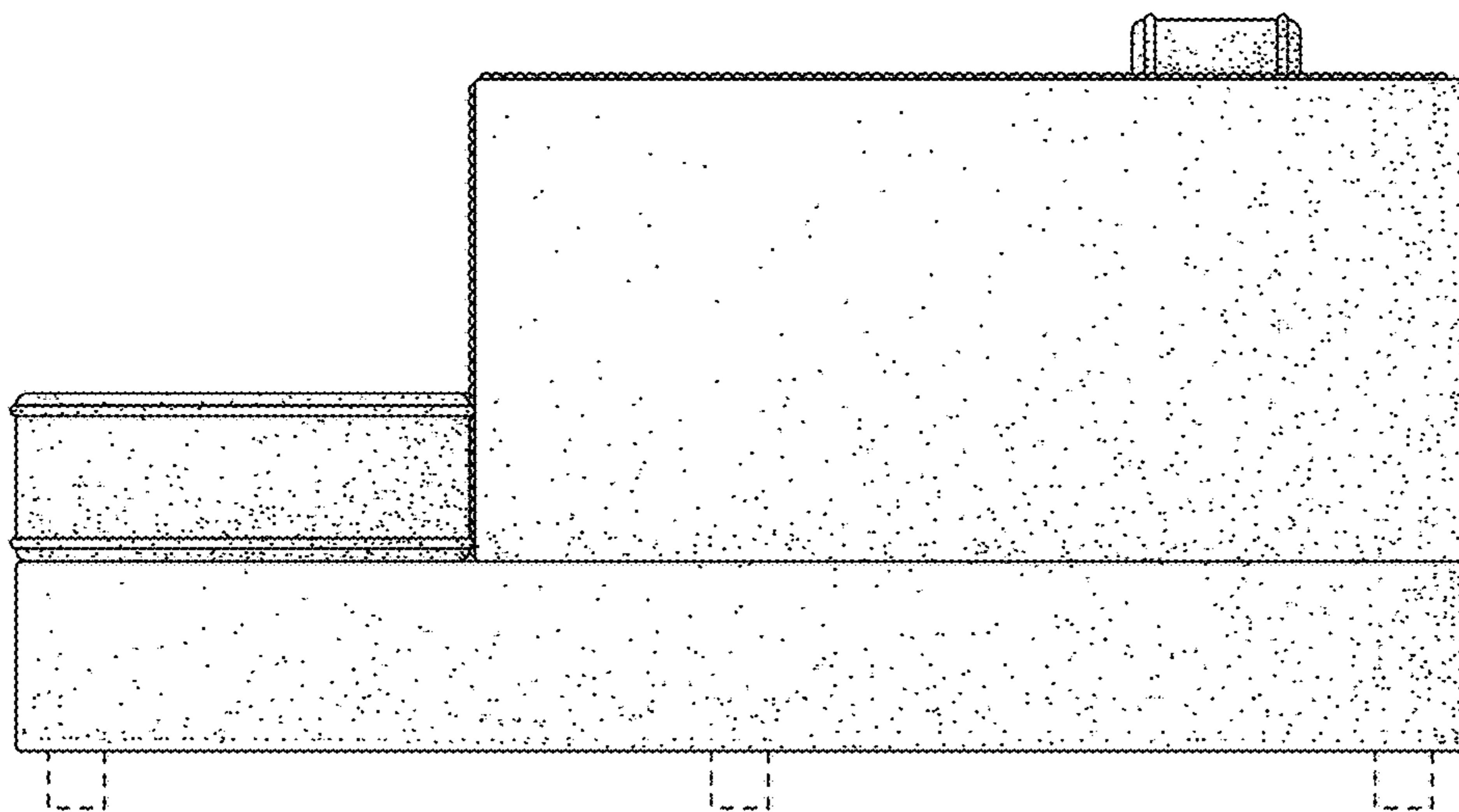


FIG. 4

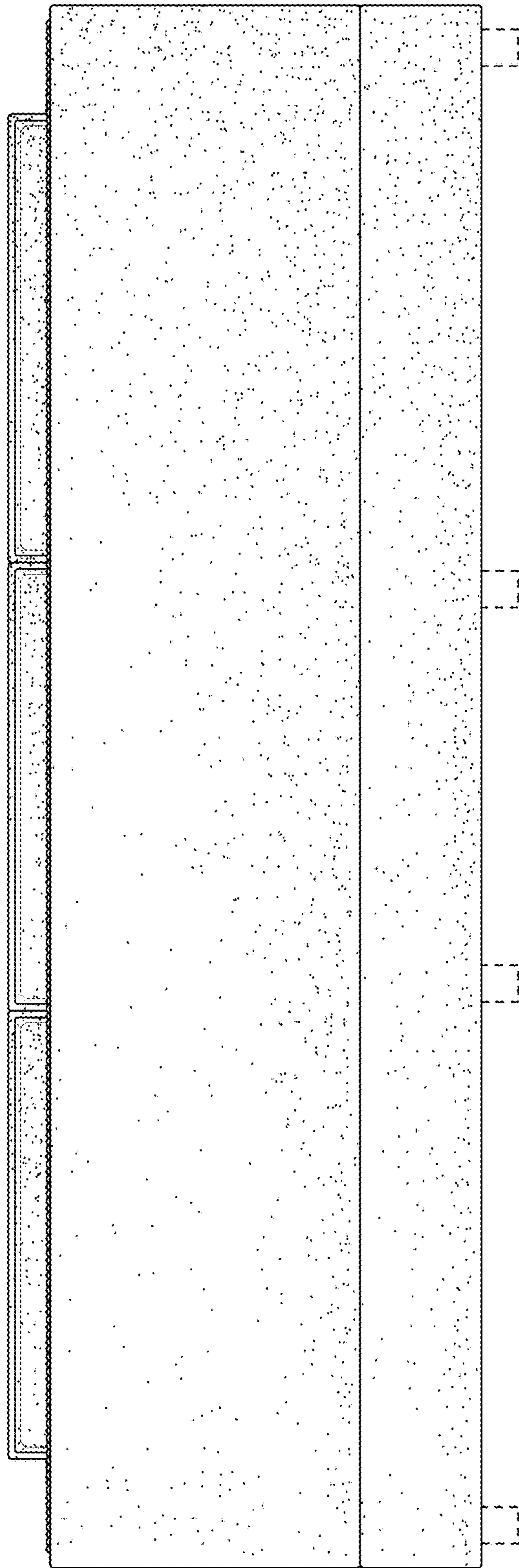


FIG. 5




FIG. 6




FIG. 7

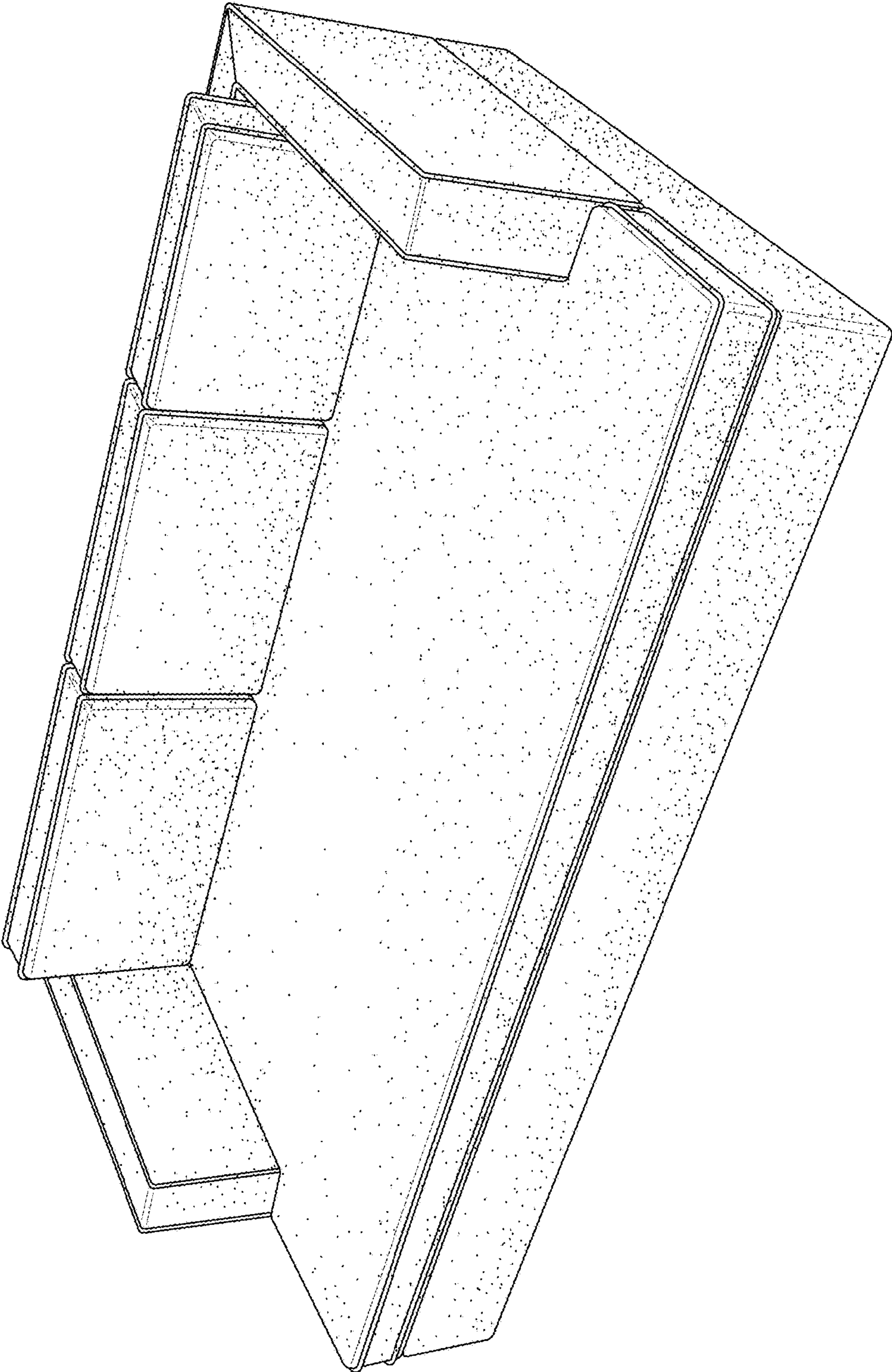


FIG. 8




FIG. 9

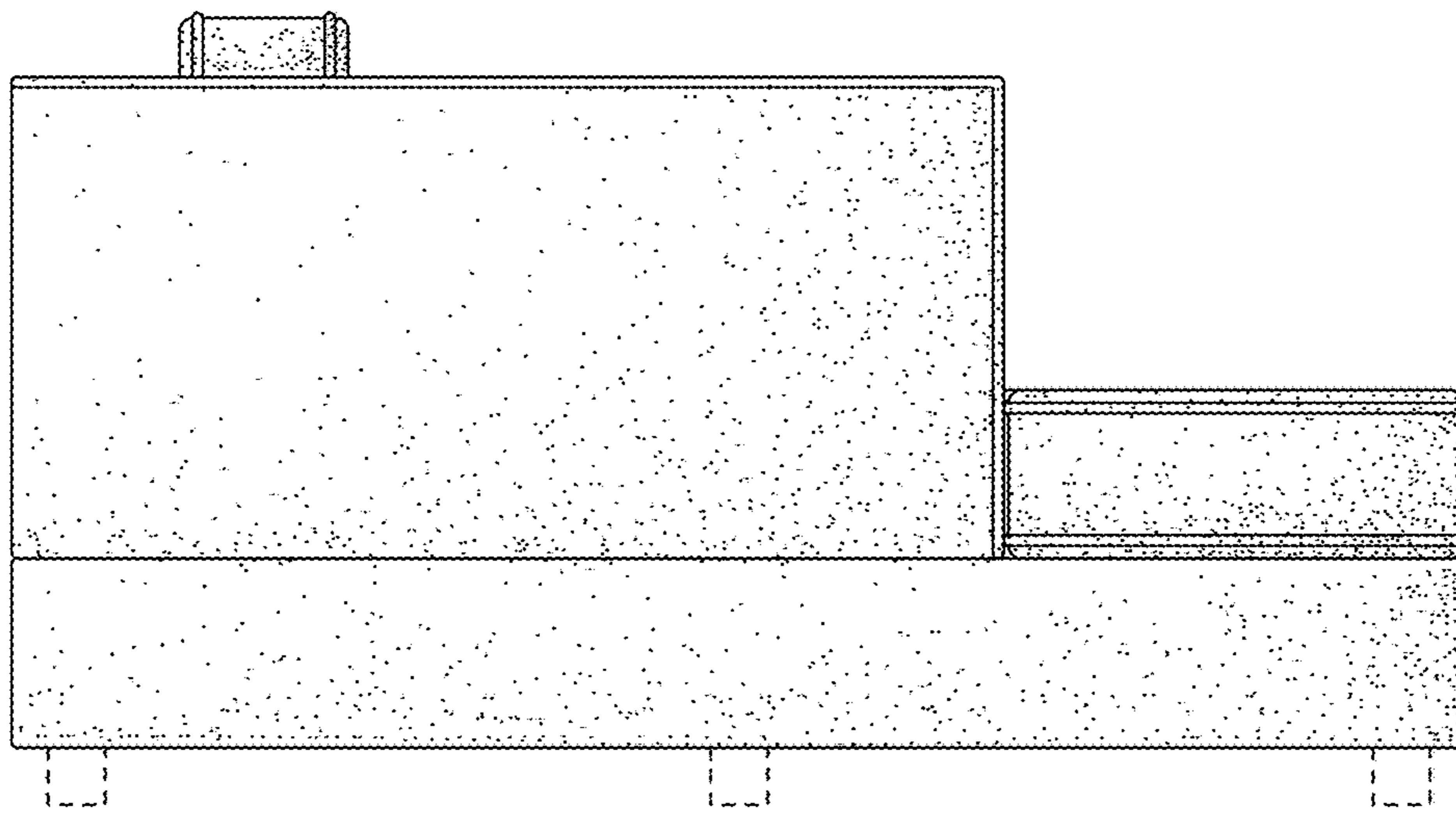


FIG. 10

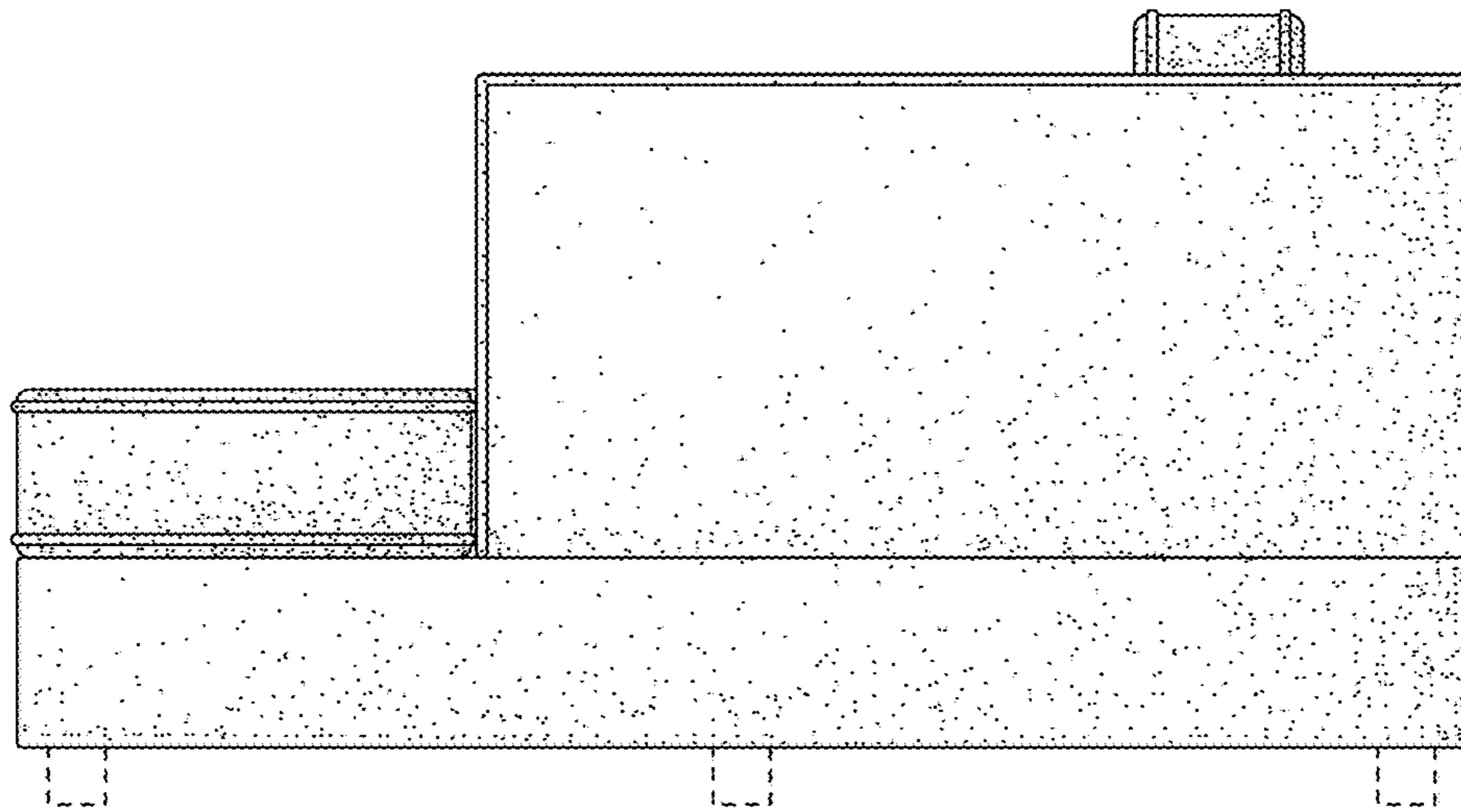


FIG. 11




FIG. 12




FIG. 13




FIG. 14