



US00D849418S

(12) **United States Design Patent**
Araujo et al.

(10) **Patent No.:** **US D849,418 S**

(45) **Date of Patent:** **** May 28, 2019**

- (54) **PATTERNED FABRIC MATERIAL**
- (71) Applicant: **Columbia Sportswear North America, Inc.**, Portland, OR (US)
- (72) Inventors: **Chris Araujo**, Portland, OR (US);
David Reid, Portland, OR (US)
- (73) Assignee: **Columbia Sportswear North America, Inc.**, Portland, OR (US)

D138,376 S *	7/1944	Krieger	D5/19
D165,402 S *	12/1951	Staff	D5/47
D184,625 S *	3/1959	Klauber	D5/48
D300,991 S *	5/1989	LeGrand	D5/47
D343,087 S *	1/1994	Kaiser	D6/583
D464,806 S *	10/2002	Carter	D5/47
D464,807 S *	10/2002	Carter	D5/47
D465,337 S *	11/2002	Curtis	D5/1
D488,307 S *	4/2004	Delaney	D5/58
D497,724 S *	11/2004	Delaney	D5/61
D510,194 S *	10/2005	Carter	D5/47
D666,837 S *	9/2012	Elser	D5/58

(Continued)

(**) Term: **15 Years**

(21) Appl. No.: **29/622,246**

(22) Filed: **Oct. 16, 2017**

(51) **LOC (11) Cl.** **05-05**

(52) **U.S. Cl.**
USPC **D5/53; D5/61**

(58) **Field of Classification Search**
 USPC D5/1-4, 6, 7, 11, 16, 19, 20, 23, 32, 43,
 D5/44, 46-64, 66, 99; D6/578, 582-584,
 D6/587, 592, 600, 602, 603, 610, 613,
 D6/615; D19/1, 5; D25/105, 110-112,
 D25/138, 140, 149, 151; D32/40
 CPC ... B31F 1/00; B31F 1/07; B32B 3/266; B32B
 5/024; B44F 1/00; B44F 1/02; B44F
 1/08; B44F 1/10; B44F 5/00; B44F 7/00;
 B44F 9/00; B44F 9/04; B44F 11/00;
 B44F 11/02; B44F 11/04; D03D 1/00;
 D04H 1/00; D04H 1/02; D10B 2503/04;
 D21H 27/02

See application file for complete search history.

(56) **References Cited**

U.S. PATENT DOCUMENTS

D25,678 S *	6/1896	Morris	D5/50
D28,915 S *	6/1898	Fleischer	D5/53
D73,638 S *	10/1927	Bluhm	D5/59
D82,475 S *	11/1930	Berwick	D5/53
D106,152 S *	9/1937	Singer	D5/53

Primary Examiner — Karen S Acker

Assistant Examiner — Wendy L Arminio

(74) *Attorney, Agent, or Firm* — Schwabe, Williamson & Wyatt, P.C.

(57) **CLAIM**

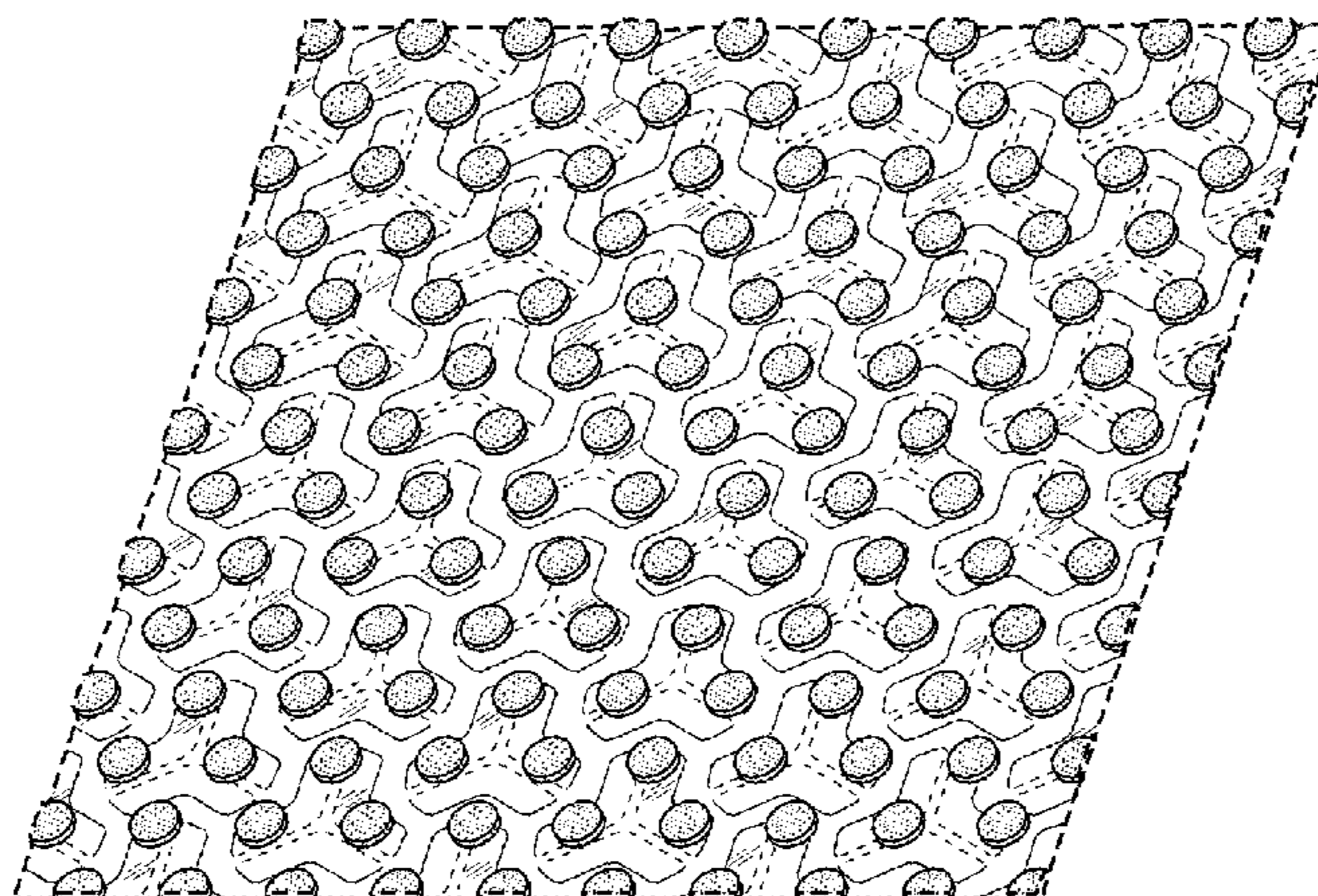
We claim the ornamental design for a patterned fabric material, as shown and described.

DESCRIPTION

FIG. 1 is a front view of a patterned fabric material, showing our new design;
 FIG. 2 is a right side view thereof;
 FIG. 3 is a perspective view thereof;
 FIG. 4 is a front view of the patterned fabric material shown in a position of use on a jacket drawn in broken lines;
 FIG. 5 is a front view of the patterned fabric material shown in a position of use on a hat drawn in broken lines; and,
 FIG. 6 is a front view of the patterned fabric material shown in a position of use on a glove drawn in broken lines and with the cuff folded outward.

The broken line square perimeter surrounding FIGS. 1 and 3 and within FIGS. 4-6 depicts the boundaries of the claim and forms no part thereof. All other broken lines depict environmental subject matter that forms no part of the claimed design.

1 Claim, 5 Drawing Sheets



(56)

References Cited

U.S. PATENT DOCUMENTS

D670,917 S * 11/2012 Blackford D5/2
D768,393 S * 10/2016 Ellis D5/53
D777,451 S * 1/2017 Hunt D5/2
D814,024 S * 3/2018 Coslett D24/124
D821,103 S * 6/2018 Delaney D5/60

* cited by examiner

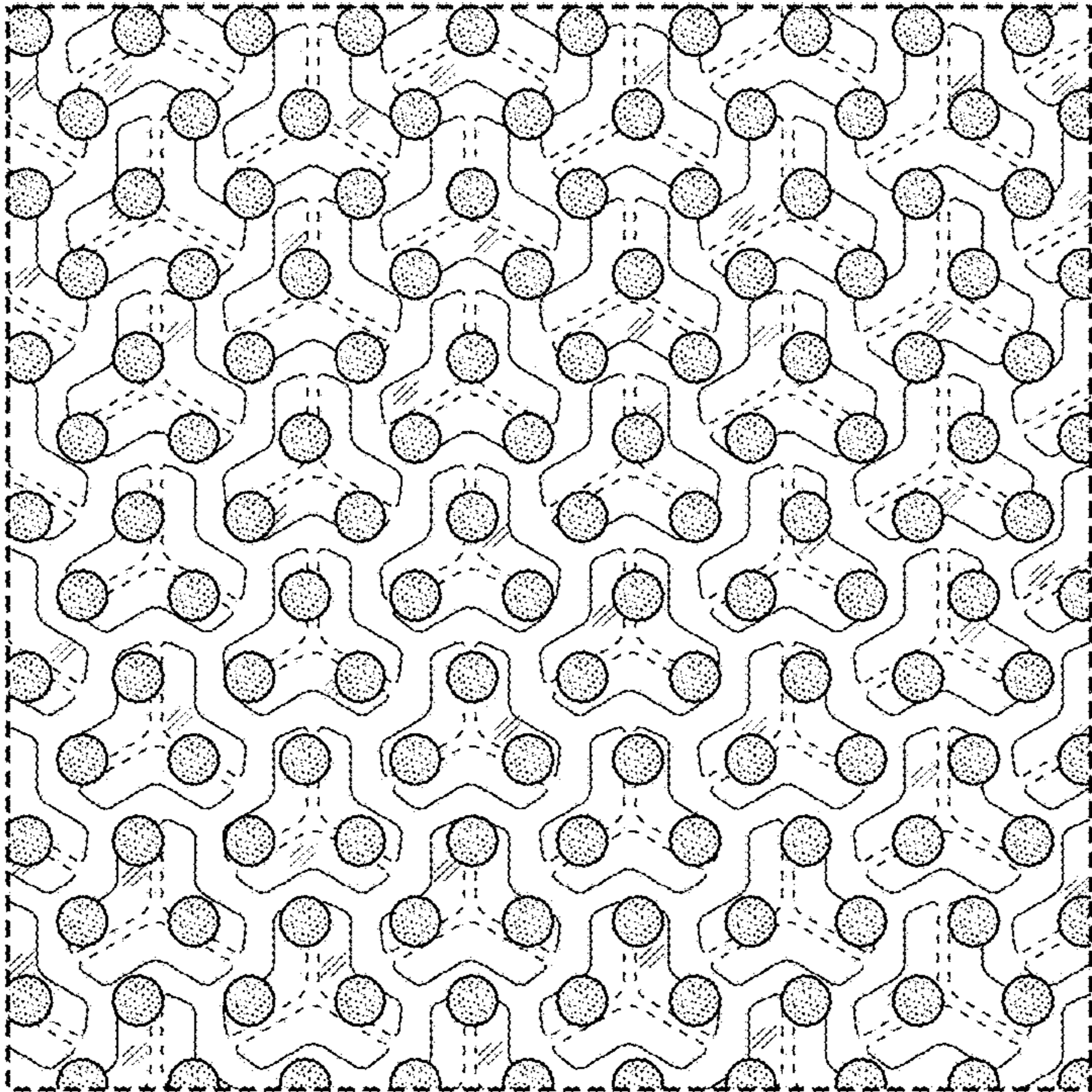


FIG. 1



FIG. 2

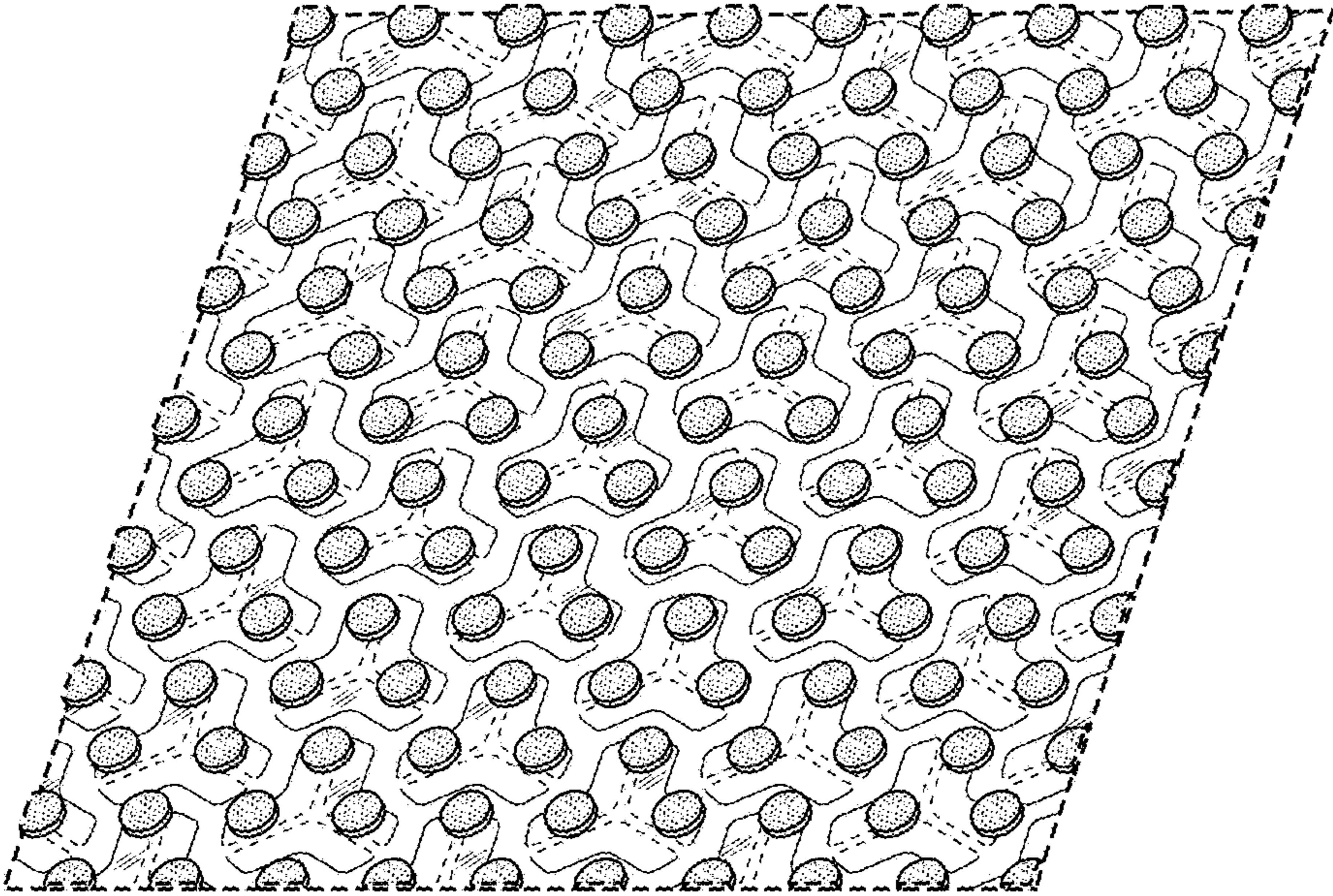


FIG. 3

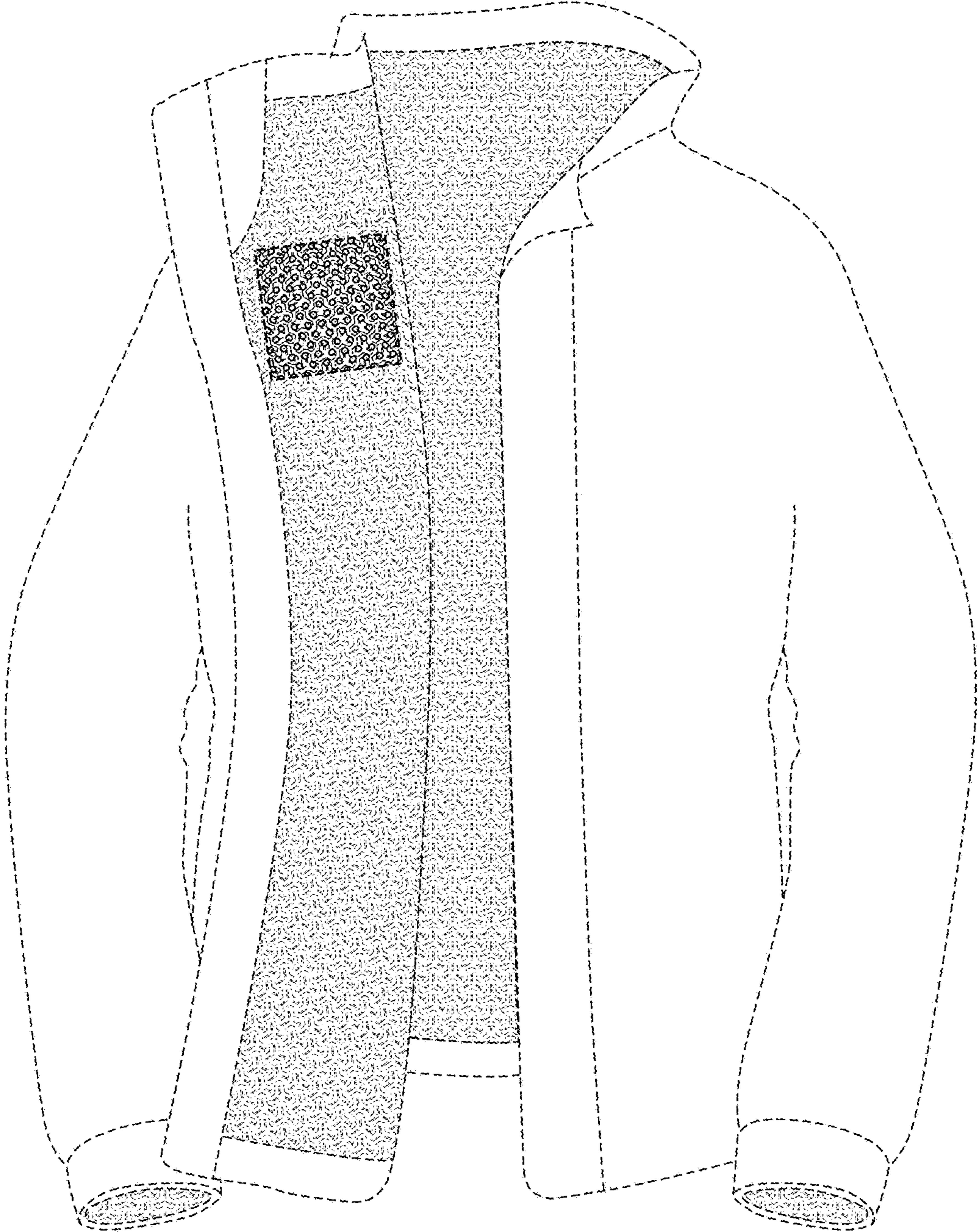


FIG. 4

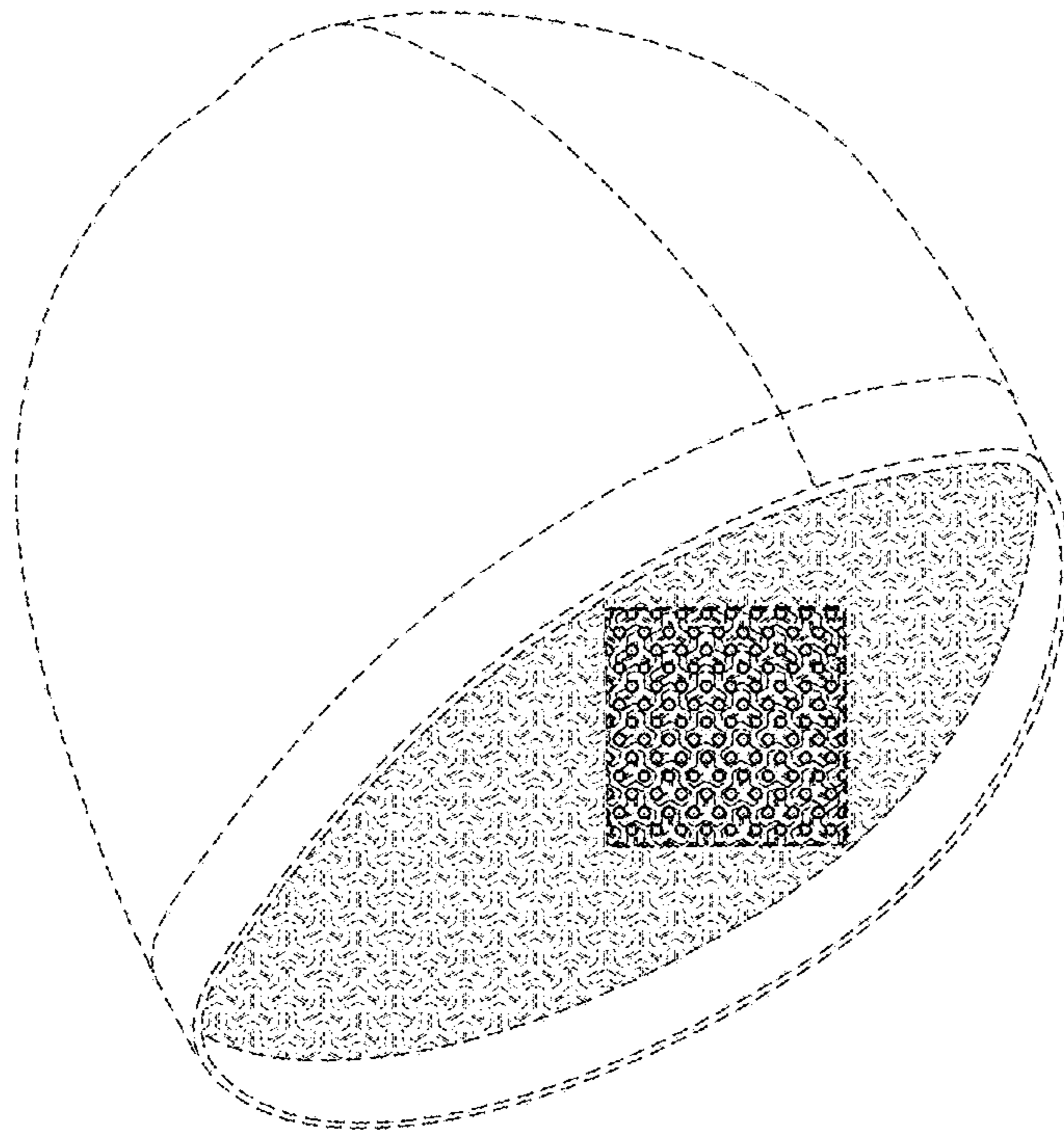


FIG. 5

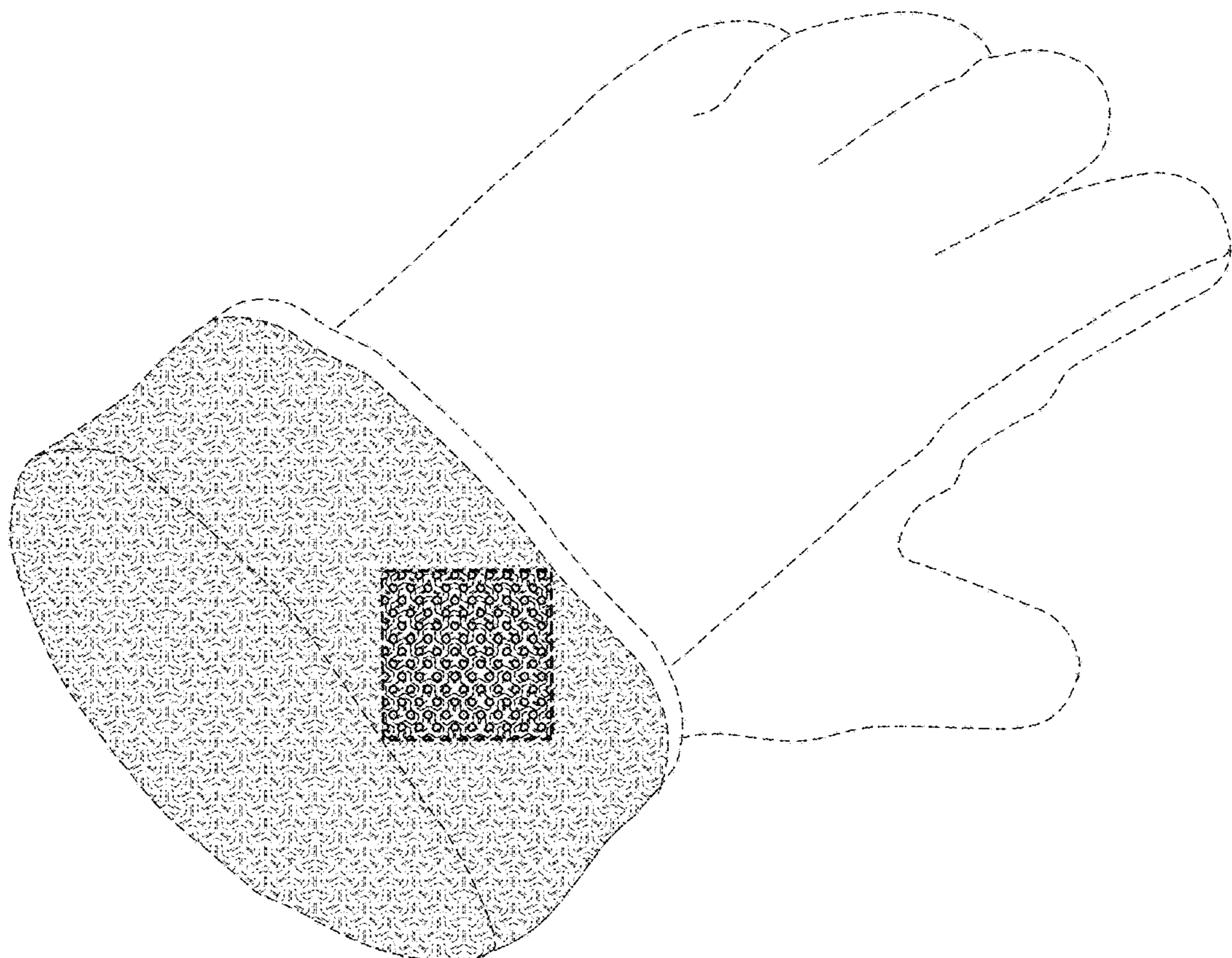


FIG. 6