



US00D849415S

(12) **United States Design Patent** (10) **Patent No.:** **US D849,415 S**  
**Chang** (45) **Date of Patent:** **\*\* May 28, 2019**

(54) **WIPING BRUSH**  
(71) Applicant: **Yen-Kun Chang**, Taichung (TW)  
(72) Inventor: **Yen-Kun Chang**, Taichung (TW)  
(\*\*) Term: **15 Years**  
(21) Appl. No.: **29/616,325**  
(22) Filed: **Sep. 5, 2017**  
(51) **LOC (11) Cl.** ..... **14-03**  
(52) **U.S. Cl.**  
USPC ..... **D4/128**  
(58) **Field of Classification Search**  
USPC ..... D4/128, 133, 136, 131, 127, 132;  
D24/146, 214; D9/718, 727; D28/7, 18,  
D28/21, 28, 77; 132/137, 138, 200, 202,  
132/203, 213.1, 216, 218, 226, 313, 317,  
132/320; 401/122, 126, 127, 129; 15/82,  
15/88.3, 104.53, 160, 206, 207.2, 340.3,  
15/398  
CPC ..... A46B 9/021; A46B 9/025; A46B 9/028  
See application file for complete search history.

D562,515 S \* 2/2008 Treacy ..... D32/40  
7,520,018 B2 \* 4/2009 Libman ..... A47L 13/14  
15/119.1  
D598,200 S \* 8/2009 DiAntonio ..... D4/116  
D615,729 S \* 5/2010 Beckwith ..... D2/614  
RE41,710 E \* 9/2010 Dumler ..... D4/128  
D625,924 S \* 10/2010 Juergens ..... D4/128  
D749,327 S \* 2/2016 Thierer ..... D4/128  
D771,391 S \* 11/2016 Pires ..... D4/128  
D787,195 S \* 5/2017 Nakamura ..... D4/128  
D812,380 S \* 3/2018 Poletto ..... D4/128  
D825,932 S \* 8/2018 Jun ..... D4/128  
10,081,456 B2 \* 9/2018 Wagner ..... B65D 33/02  
2004/0078911 A1 \* 4/2004 Young ..... A47L 13/252  
15/150

\* cited by examiner

*Primary Examiner* — Austin Murphy  
(74) *Attorney, Agent, or Firm* — Muncy, Geissler, Olds & Lowe, P.C.

(57) **CLAIM**

I claim the ornamental design for a wiping brush, as shown and described.

**DESCRIPTION**


FIG. 1 is a perspective view of wiping brush in accordance with the preferred embodiment of the present invention, showing my design;  
FIG. 2 is a front elevational view thereof;  
FIG. 3 is a rear elevational view thereof;  
FIG. 4 is a left side elevational view thereof;  
FIG. 5 is a right side elevational view thereof;  
FIG. 6 is a top plan view thereof; and,  
FIG. 7 is a bottom plan view thereof.

**1 Claim, 7 Drawing Sheets**

(56) **References Cited**

**U.S. PATENT DOCUMENTS**

3,081,474 A \* 3/1963 Modrak ..... A47L 13/46  
15/229.2  
D387,527 S \* 12/1997 Specht ..... D32/51  
D414,722 S \* 10/1999 Hamowy ..... D12/111  
D450,458 S \* 11/2001 Varriale ..... D4/128  
D551,410 S \* 9/2007 Petner ..... D32/50  
7,308,864 B1 \* 12/2007 Catner ..... G09F 17/00  
116/173






FIG.1




FIG. 2




FIG.3




FIG.4




FIG.5




FIG.6




FIG.7