



US00D849367S

(12) **United States Design Patent** (10) **Patent No.:** **US D849,367 S**
Bridges (45) **Date of Patent:** **** May 28, 2019**

(54) **COMBINATION ARTICLE OF CLOTHING AND SLEEPING BAG**

(71) Applicant: **Antonio T. Bridges**, Sharpsburg, GA (US)

(72) Inventor: **Antonio T. Bridges**, Sharpsburg, GA (US)

(**) Term: **15 Years**

(21) Appl. No.: **29/611,762**

(22) Filed: **Jul. 25, 2017**

4,531,654 A	7/1985	Guyon	
4,574,397 A	3/1986	Dennard	
4,575,876 A	3/1986	Weaver	
5,560,043 A	10/1996	Armstrong	
D382,090 S	8/1997	Pruett	
5,815,833 A *	10/1998	Kuo	A41D 15/04 2/69.5
6,061,831 A	5/2000	Rudolph et al.	
7,647,656 B2	1/2010	Smith	
7,810,170 B1 *	10/2010	Guthrie	A41B 13/06 2/69
8,051,509 B2	11/2011	Sikui et al.	
D737,570 S *	9/2015	Lawson	D3/233
9,615,610 B2 *	4/2017	Biller	A41D 3/00
D785,904 S *	5/2017	Stames	D2/719

(Continued)

Related U.S. Application Data

(63) Continuation-in-part of application No. 14/179,998, filed on Feb. 13, 2014, now abandoned.

(51) **LOC (11) Cl.** **02-02**

(52) **U.S. Cl.**
USPC **D2/831**

(58) **Field of Classification Search**
USPC D2/828, 831, 839, 731, 742, 750, 724, D2/728, 840, 847, 999, 771, 782, 791, D2/829, 857, 706-708, 732, 751-753, D2/830, 832-838, 848, 853, 719; D5/53, D5/55, 59, 61; D29/101.3; 2/77, 84-86, 2/93, 108, 115, 69.5; D3/285, 233, 238; 5/413 R
CPC A41C 3/0057; A41C 3/08; A41C 3/12; A41D 1/18; A41D 13/0007; A41D 13/0015; A41D 13/0017; A41D 3/00; A41D 3/02; A41D 3/04
See application file for complete search history.

Primary Examiner — Wan Laymon

Assistant Examiner — Mark Booker

(74) *Attorney, Agent, or Firm* — Cramer Patent & Design, PLLC; Aaron R. Cramer

(57) **CLAIM**

The ornamental design for a combination article of clothing and sleeping bag, as shown and described.

DESCRIPTION

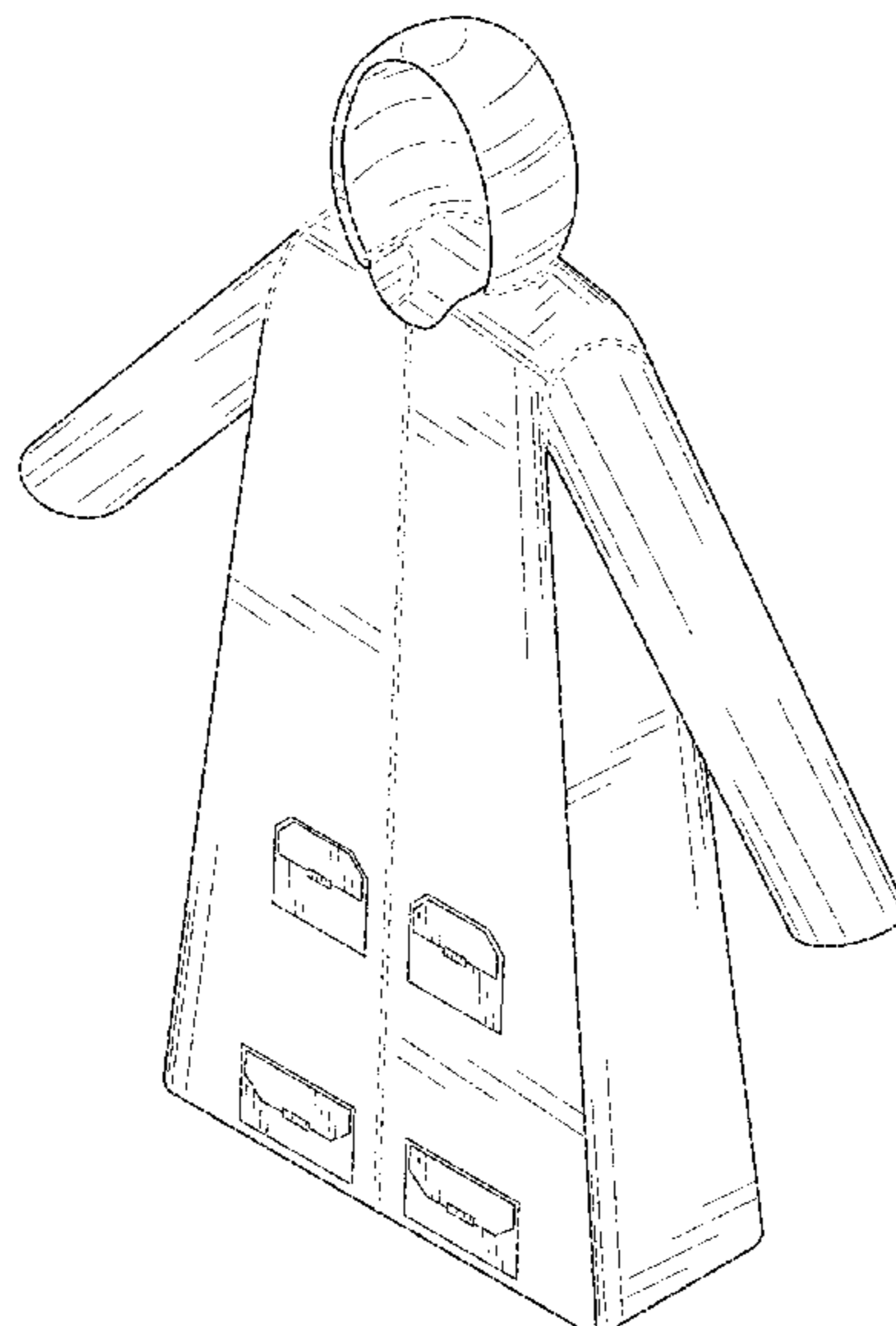
FIG. 1 is a perspective top front left view of a combination article of clothing and sleeping bag, showing my new design;
FIG. 2 is a perspective top rear right view thereof;
FIG. 3 is a front elevation view thereof,
FIG. 4 is a rear elevation view thereof;
FIG. 5 is a right elevation view thereof, with a left elevation view being a mirror image thereof;
FIG. 6 is a top plan view thereof; and,
FIG. 7 is a bottom plan view thereof.
The broken lines represent the boundary area of unclaimed fasteners such as zippers and form no part of the claimed design.

(56) **References Cited**

U.S. PATENT DOCUMENTS

4,158,892 A	6/1979	Gonzales
4,507,805 A	4/1985	Calutoiu

1 Claim, 6 Drawing Sheets



(56)

References Cited

U.S. PATENT DOCUMENTS

D786,533 S * 5/2017 Rodriguez Bosch D2/719
D802,886 S * 11/2017 Salce, Jr. D2/831

* cited by examiner

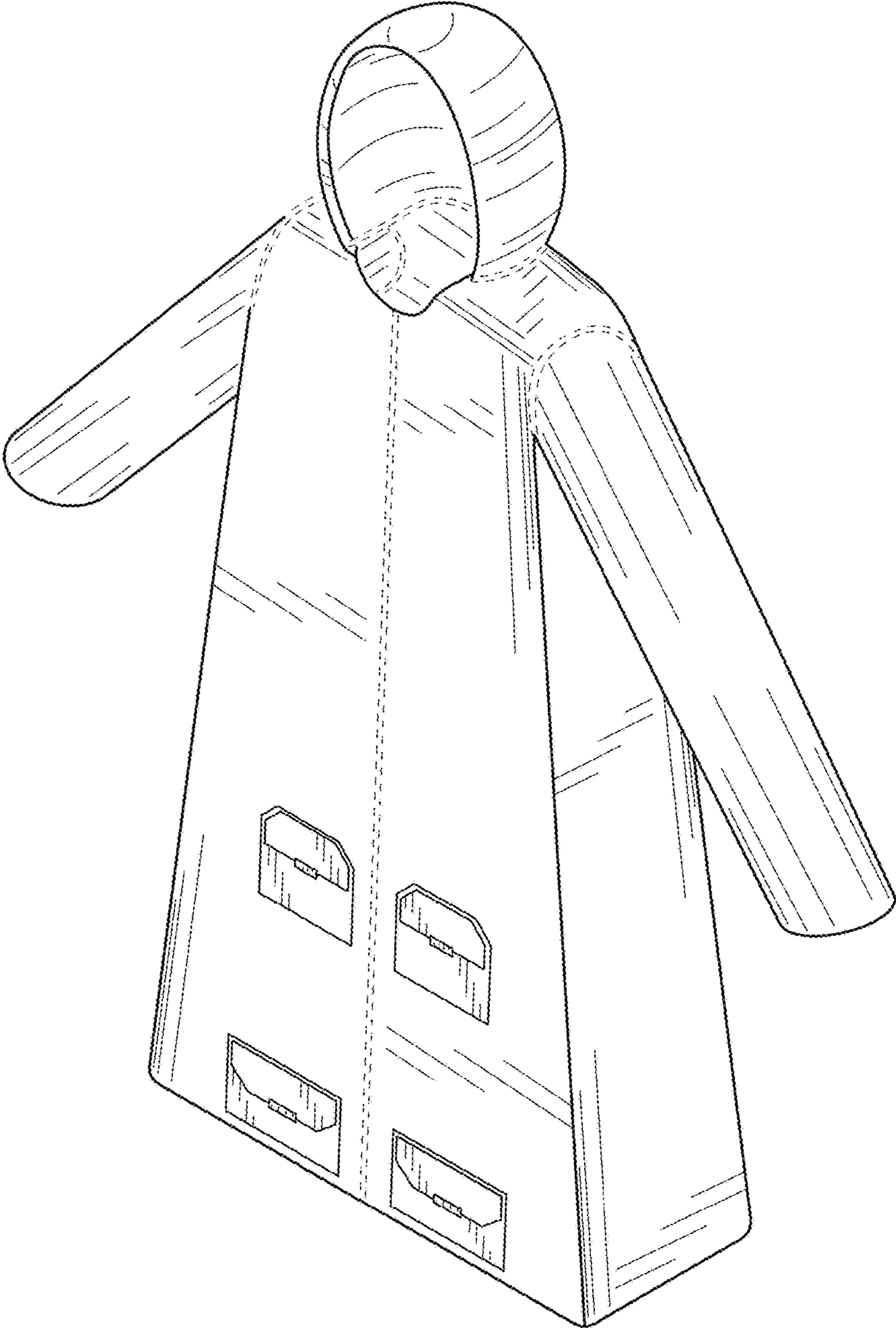


FIG. 1




FIG. 2

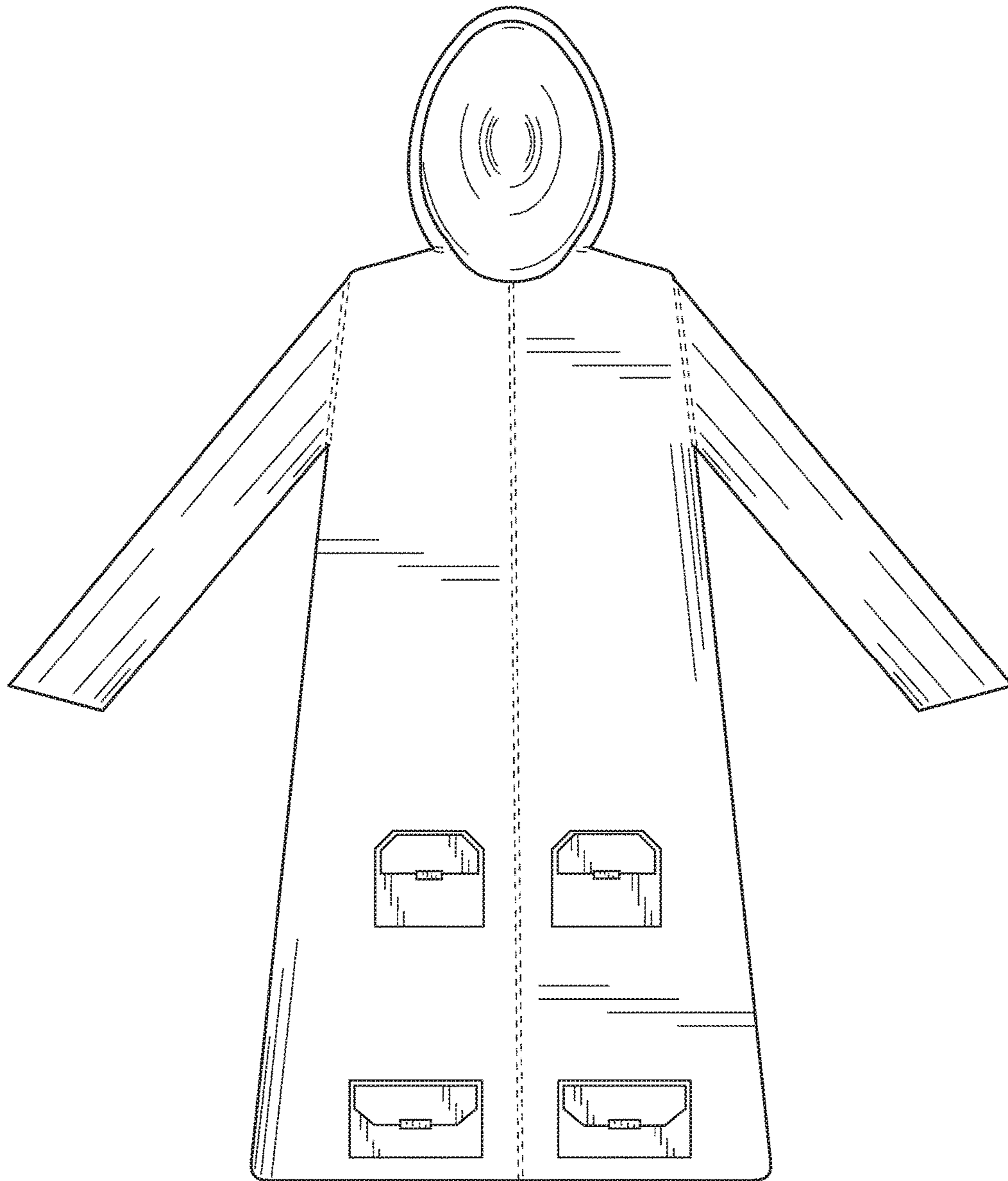


FIG. 3




FIG. 4

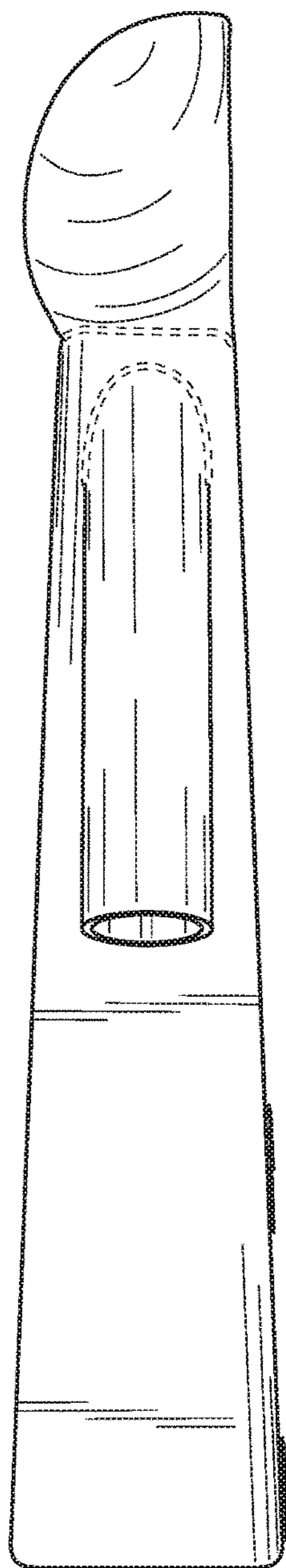


FIG. 5

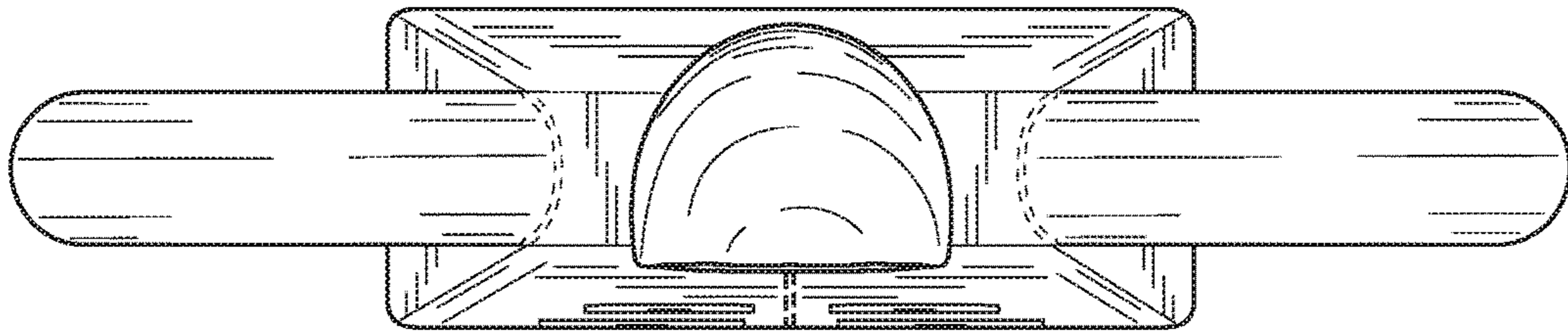


FIG. 6




FIG. 7