



US00D849362S

(12) **United States Design Patent** (10) **Patent No.:** **US D849,362 S**
Xu (45) **Date of Patent:** **** May 28, 2019**

(54) **BRA** 8,007,343 B1 * 8/2011 Komsky A41C 3/00
2/268
(71) Applicant: **Xiamen Hexin Fashion Co., Ltd.**, D704,920 S * 5/2014 Altsuler D2/706
Xiamen, Fujian (CN) D762,044 S * 7/2016 Adachi D2/706
D784,654 S * 4/2017 Arellanes D2/707

(72) Inventor: **Zhennan Xu**, Fujian (CN)
(73) Assignee: **XIAMEN HEXIN FASHION CO., LTD.**, Xiamen (CN)

FOREIGN PATENT DOCUMENTS

DE 2703239 A1 * 8/1978 A41C 3/00
DE 102011010824 A1 * 8/2012 A41C 3/0021
FR 1001349 A * 2/1952 A41C 3/00

(**) Term: **15 Years**

OTHER PUBLICATIONS

(21) Appl. No.: **29/609,799**

Ebay. <URL: <https://www.ebay.com/i/192452321085?chn=ps&var=492469225777>> Feb. 26, 2018. Women Anti-Wrinkle Bra Pillow Bra Chest Wrinkles Prevention Breast Support Night.*

(22) Filed: **Jul. 5, 2017**

(51) **LOC (11) Cl.** **02-01**

* cited by examiner

(52) **U.S. Cl.**

USPC **D2/710**

(58) **Field of Classification Search**

USPC D2/706-710

CPC A41C 3/00; A41C 3/14; A41C 5/00; A41C 3/0057; A41C 3/0014; A41C 3/144; A41B 9/001; A41B 9/14

See application file for complete search history.

Primary Examiner — Brandon M Rosati

Assistant Examiner — Lauren D McVey

(74) *Attorney, Agent, or Firm* — Law Offices of Steven W. Weinrieb

(57) **CLAIM**

The ornamental design for a bra, as shown and described.

(56) **References Cited**

DESCRIPTION

U.S. PATENT DOCUMENTS

1,167,741 A * 1/1916 Clarke A41C 3/10
450/56
2,440,426 A * 4/1948 Barlow A41C 3/0007
450/39
2,540,631 A * 2/1951 Nelson A41C 3/10
450/55
2,683,879 A * 7/1954 Dollarhide A41C 3/0028
2/338
D228,322 S * 9/1973 Guberman D2/708
D410,688 S * 6/1999 Robinson D2/706
D466,673 S * 12/2002 Furlong D2/706
7,144,295 B2 * 12/2006 Fisher A41C 3/0035
450/54
7,435,155 B2 * 10/2008 Reinisch A41C 3/0028
450/59

FIG. 1 is a perspective view of a bra showing my new design;

FIG. 2 is a front elevation view thereof;

FIG. 3 is a rear elevation view thereof;

FIG. 4 is a left side elevation view thereof;

FIG. 5 is a right side elevation view thereof;

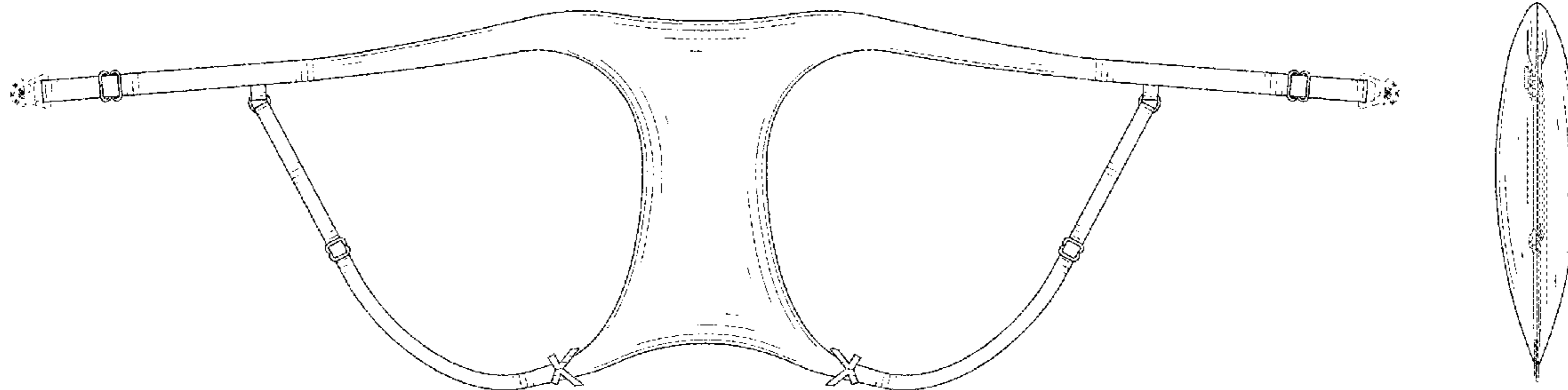
FIG. 6 is a top plan view thereof;

FIG. 7 is a bottom plan view thereof; and,

FIG. 8 is a perspective view showing thereof shown with environment.

The broken lines are directed to environment and no part of the claimed design.

1 Claim, 8 Drawing Sheets



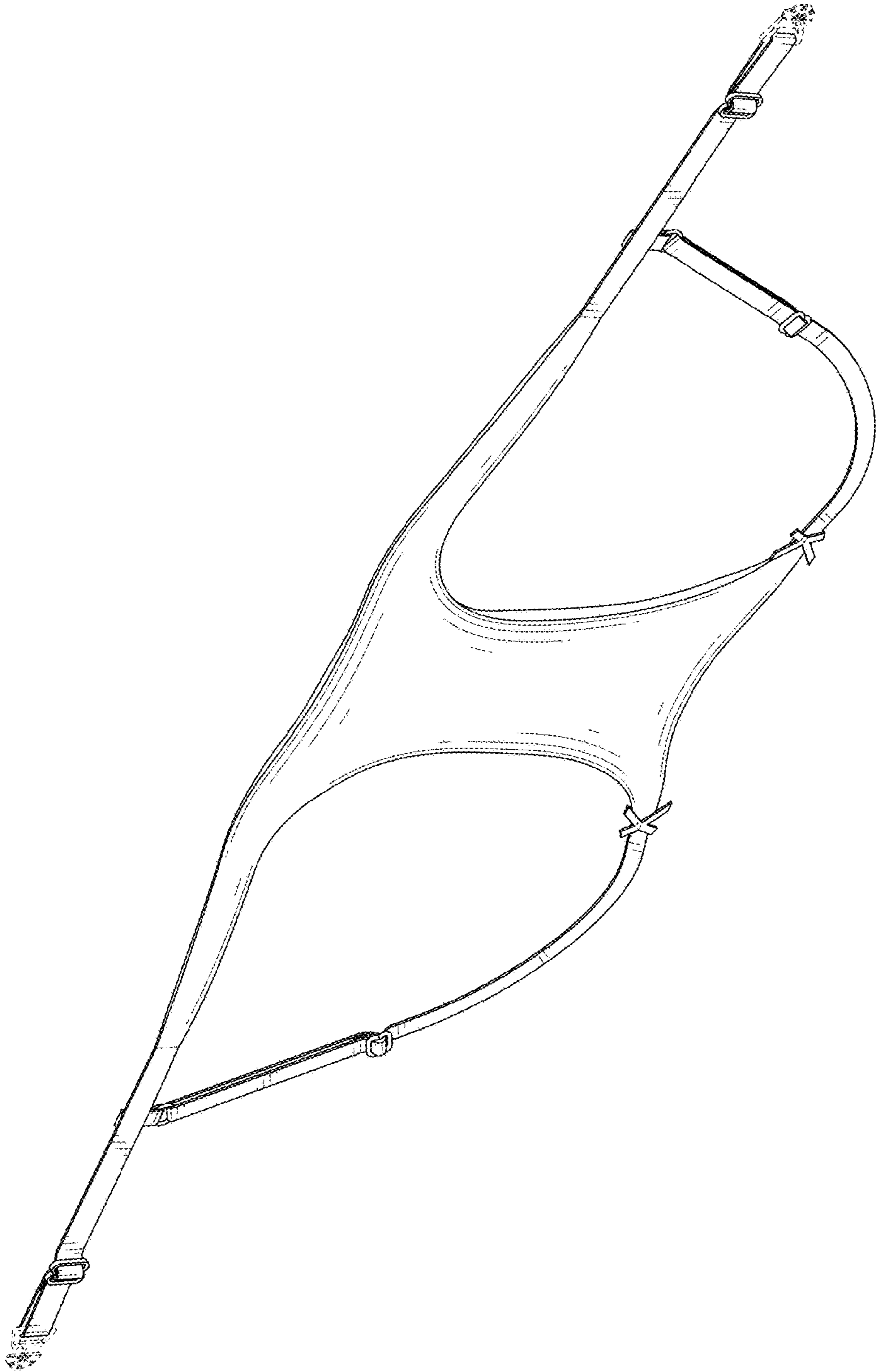


FIG. 1

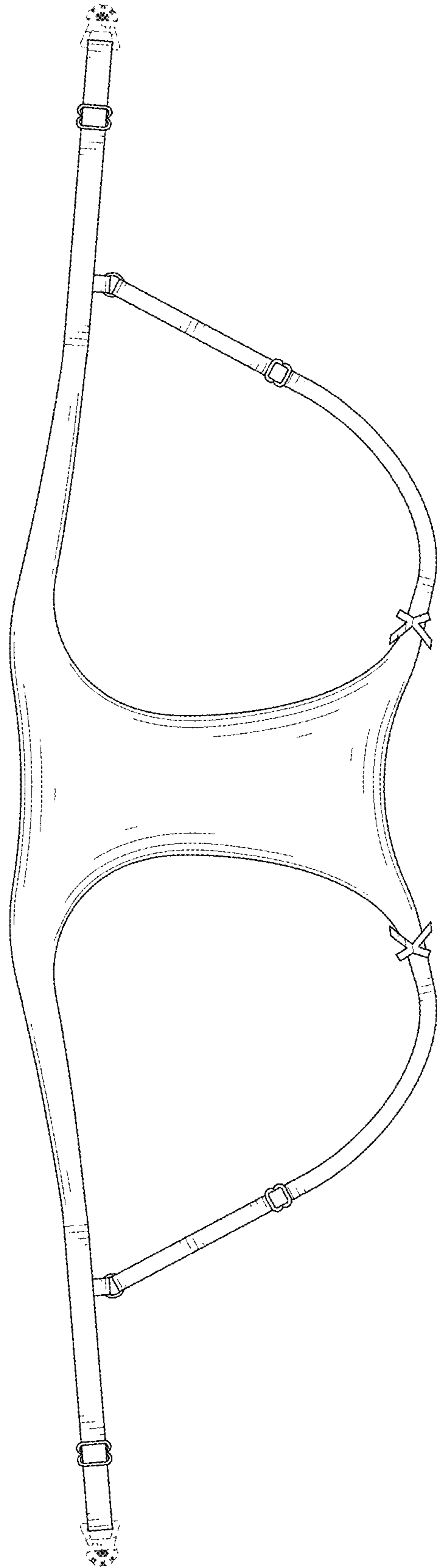


FIG. 2

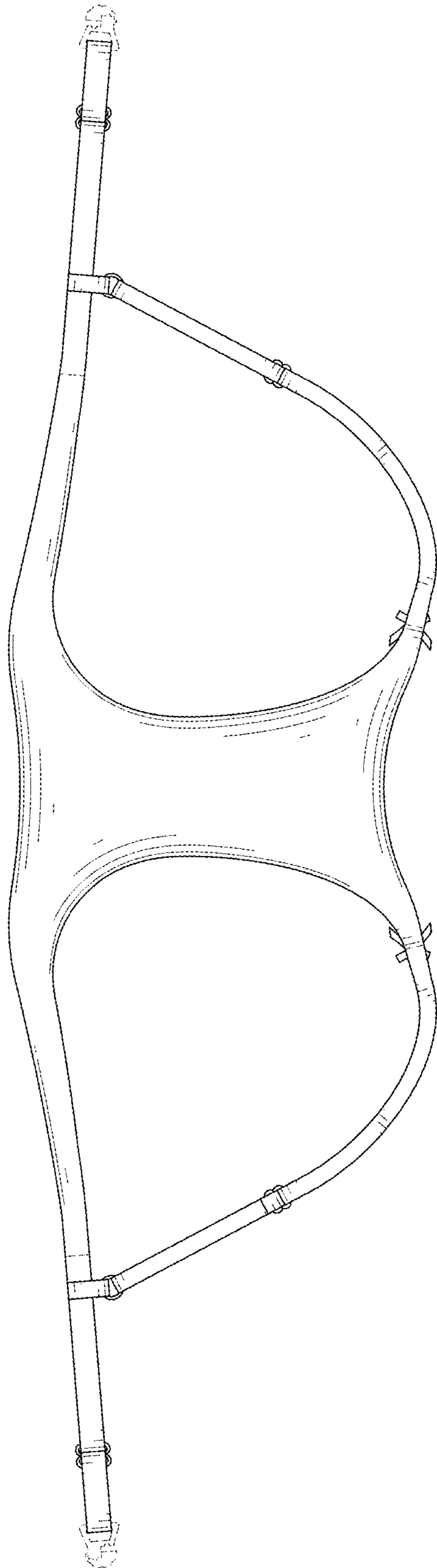


FIG. 3

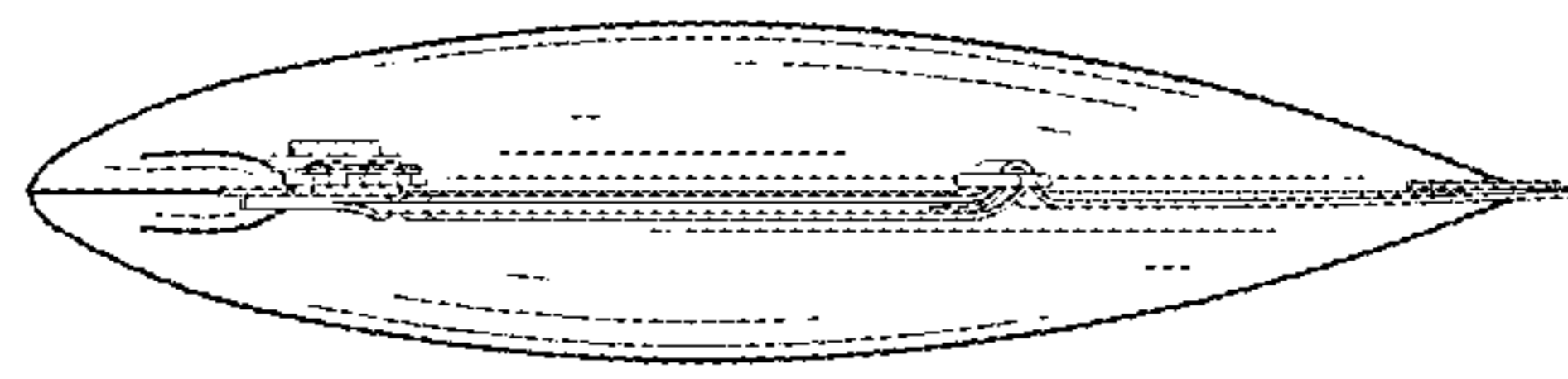


FIG. 4

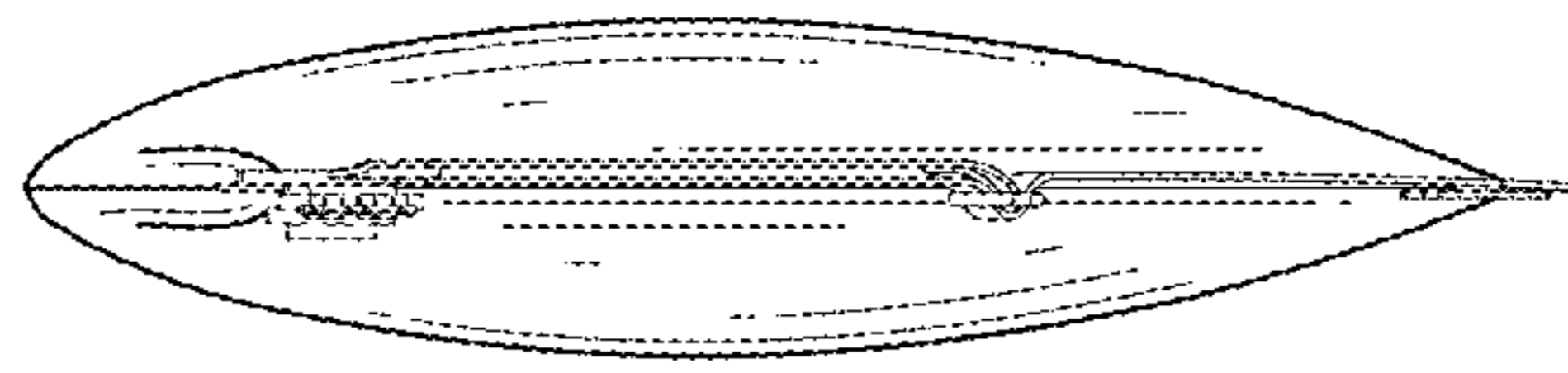


FIG. 5

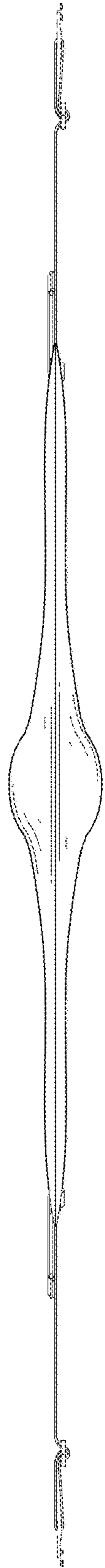


FIG. 6

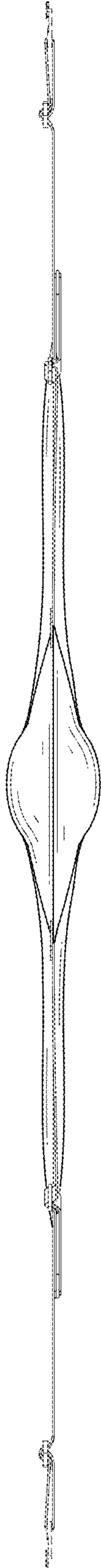


FIG. 7

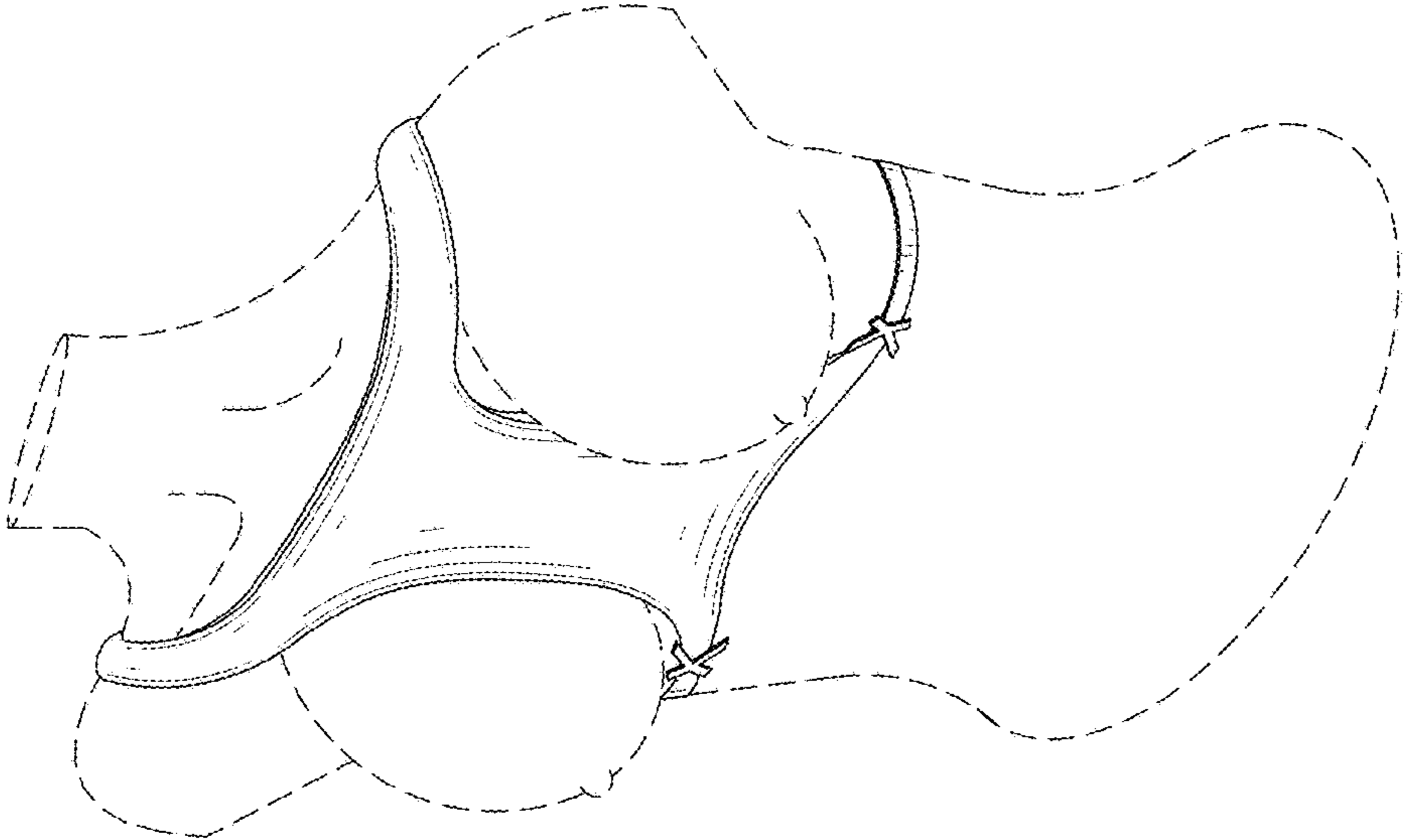


FIG. 8