

US00D849356S

(12) **United States Design Patent** (10) **Patent No.:** **US D849,356 S**
Ryan (45) **Date of Patent:** **** May 28, 2019**

(54) **SCARF WITH TAPERED EXTREMITIES HAVING SNAP CLOSURES**

(71) Applicant: **Lizbeth A Ryan**, Rogers, AR (US)

(72) Inventor: **Lizbeth A Ryan**, Rogers, AR (US)

(**) Term: **15 Years**

(21) Appl. No.: **29/600,288**

(22) Filed: **Apr. 11, 2017**

(51) **LOC (11) Cl.** **02-05**

(52) **U.S. Cl.**
USPC **D2/500**

(58) **Field of Classification Search**
USPC D2/500-508, 600-609, 877, 860, 894;
D9/444

CPC A41D 25/00; A41D 25/001; A41D 25/003;
A41D 25/02; A41D 25/16; A41D
2023/002; A41D 2023/004; A41D
2023/006; A41D 2023/0086

See application file for complete search history.

(56) **References Cited**

U.S. PATENT DOCUMENTS

D349,782 S *	8/1994	Cole	D24/110.1
D364,722 S	12/1995	Kallonakis		
D374,545 S *	10/1996	Cionni	D2/500
D448,540 S	10/2001	Smith		
D474,574 S	5/2003	Easlick		
D475,174 S *	6/2003	Margiela	D2/504
D475,834 S *	6/2003	Margiela	D2/500
D523,213 S *	6/2006	Strong	D2/894

(Continued)

Primary Examiner — Karen S Acker

Assistant Examiner — Jasmine Mlinarcik

(74) *Attorney, Agent, or Firm* — Debra K. Winters

(57) **CLAIM**

The ornamental design for a scarf with tapered extremities having snap closures, as shown and described.

DESCRIPTION

FIG. 1 is a perspective view of a scarf with tapered extremities having snap closures showing my new design.

FIG. 2 is a left-side view thereof.

FIG. 3 is a right-side view thereof.

FIG. 4 is a bottom view thereof, with the scarf having an opened section in the mid-area between the extended right and left tapered extremities.

FIG. 5 is a top view thereof.

FIG. 6 is a front view thereof.

FIG. 7 is a rear view thereof.

FIG. 8 is a front perspective view of the scarf with tapered extremities having snap closures as shown with the scarf in a wrapped position around the user neck and over the head; the right and left tapered extremity snap closures are in a snapped and closed position.

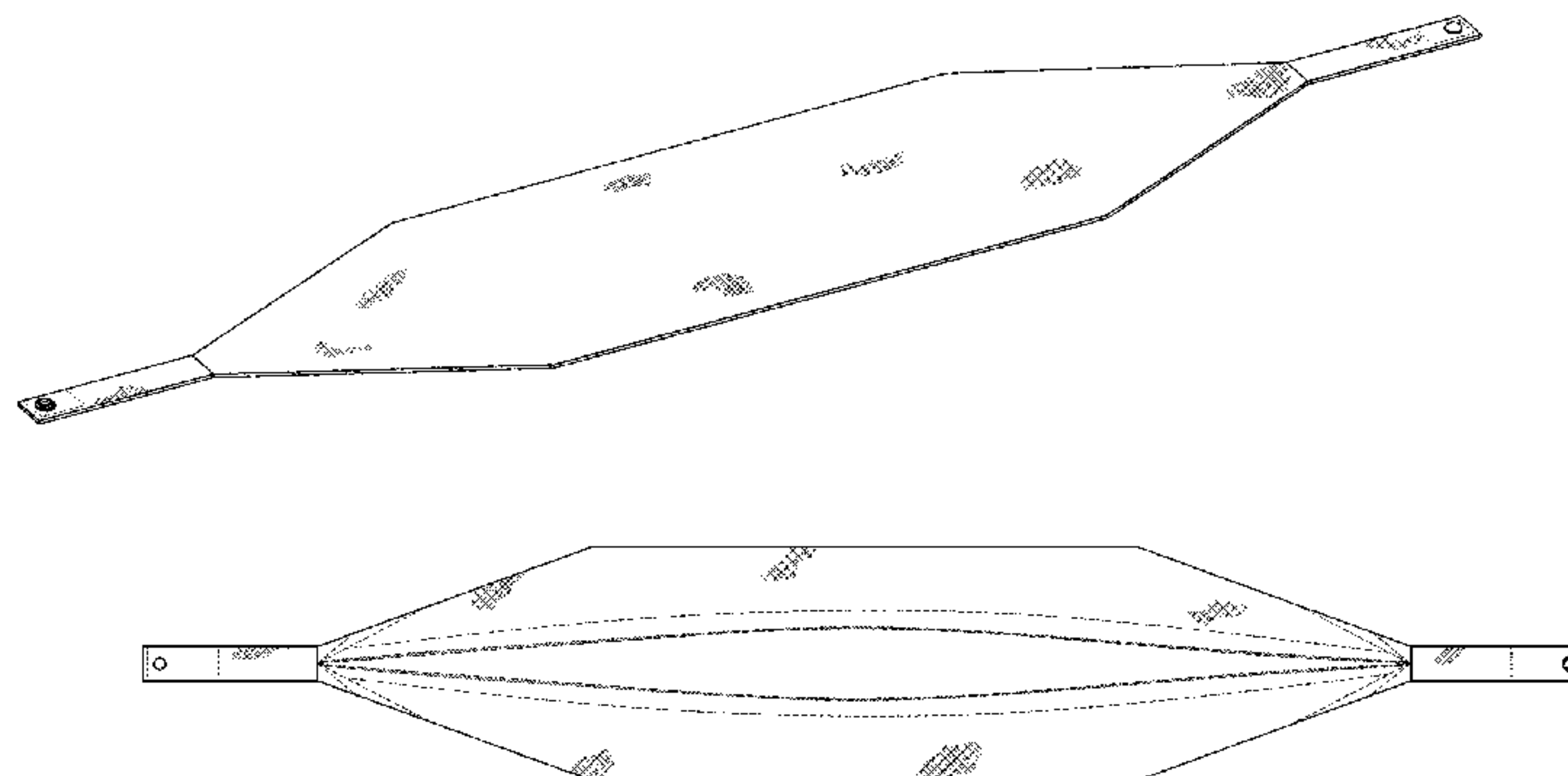
FIG. 9 is an enlarged partial rear view thereof;

FIG. 10 is a front view of the scarf with tapered extremities having snap closures as shown with the scarf in a wrapped position around the user neck; the right and left tapered extremity snap closures are in a snapped and closed position; and,

FIG. 11 is an enlarged rear view of the scarf with tapered extremities having snap closures as shown with the scarf in a wrapped position around the user neck; the right and left tapered extremity snap closures are in a snapped and closed position.

The partial human figure illustrated by broken lines depicts the scarf with tapered extremities having snap closures in a position of use and forms no part of the claimed design. The dot dash dot broken line is the unclaimed boundary of the detail view, FIG. 9. The broken lines on the snap closures depict features of the article that form no part of the claimed design. All other broken lines and unshaded areas within them illustrate portions of the article that form no part of the claimed design.

1 Claim, 3 Drawing Sheets



(56)

References Cited

U.S. PATENT DOCUMENTS

D556,331 S	*	11/2007	Moore	D2/600
D619,778 S		7/2010	Schreur	
D657,936 S		4/2012	Lewis	
D670,888 S	*	11/2012	Hoffmann	D2/502
D677,857 S	*	3/2013	Hoffmann	D2/502
D694,488 S		12/2013	Kelly	
D694,989 S		12/2013	Kelly	
D726,391 S	*	4/2015	Clark	D2/502
D751,900 S	*	3/2016	Johnson	D9/444
D756,073 S	*	5/2016	Mahoney	D2/877
D768,962 S	*	10/2016	Tsai	D2/860
D773,773 S		12/2016	Ethington	
D779,779 S	*	2/2017	Clark	D2/500
2017/0071270 A1	*	3/2017	Morse	A41D 23/00

* cited by examiner

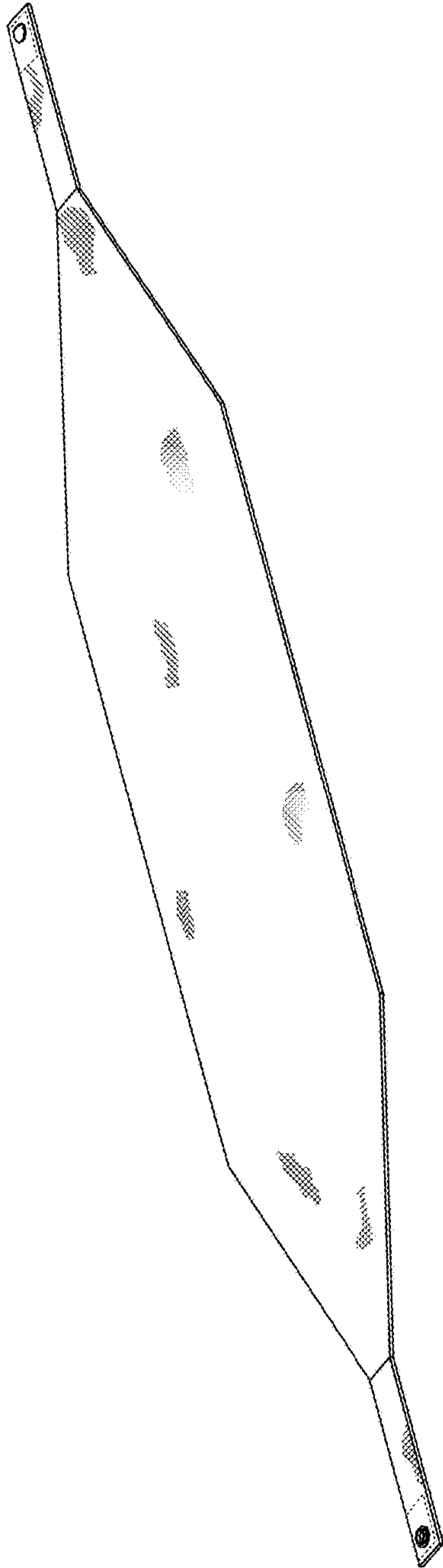


FIG. 1

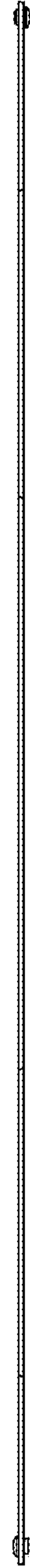


FIG. 2



FIG. 3

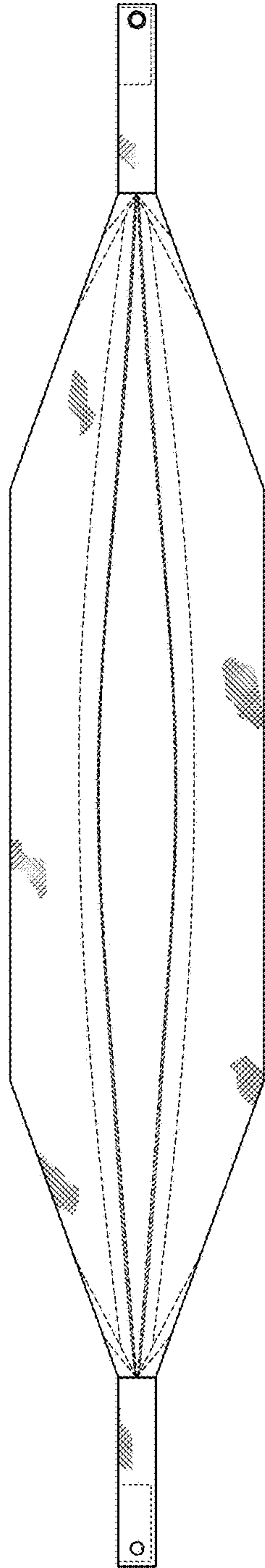


FIG. 4




FIG. 5



FIG. 6



FIG. 7

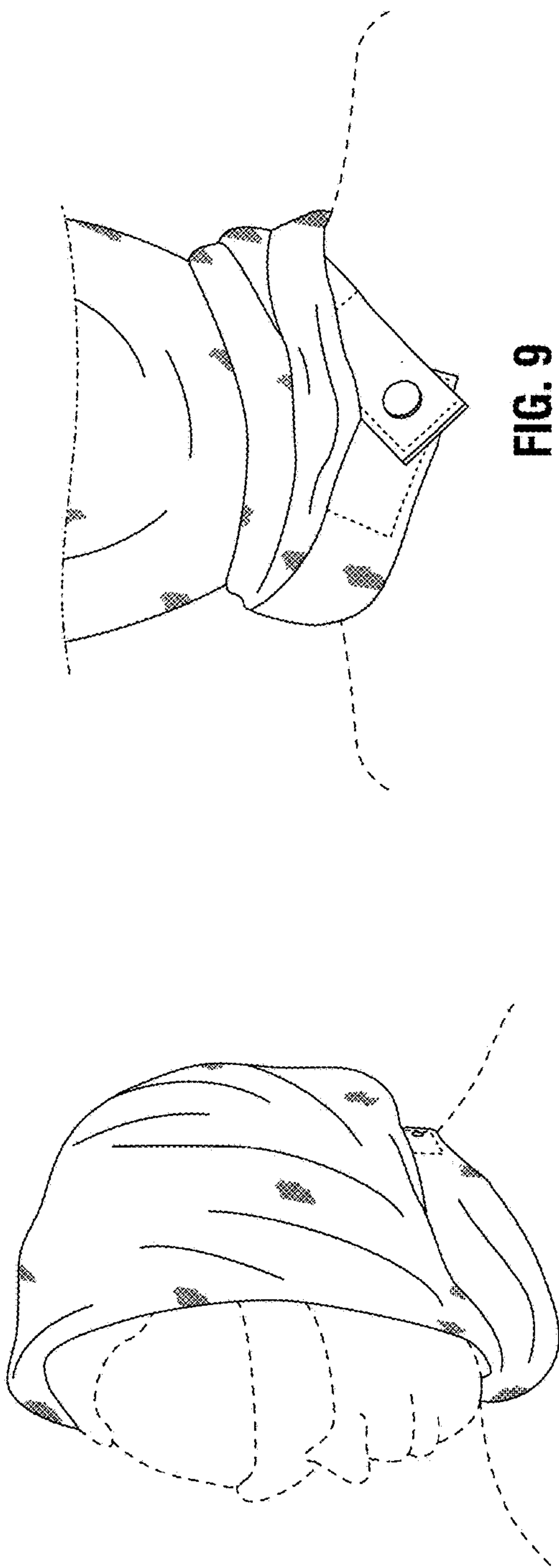


FIG. 9

FIG. 8




FIG. 10

FIG. 11