

US00D849355S

(12) **United States Design Patent**
Guo et al.

(10) **Patent No.:** **US D849,355 S**

(45) **Date of Patent:** **** May 28, 2019**

(54) **PET TREAT**

FOREIGN PATENT DOCUMENTS

(71) Applicant: **BIG HEART PET, INC.**, Orrville, OH
(US)

MX 22616-0001 7/2007
MX 29577-0001 12/2009
MX 32530-0001 2/2011

(72) Inventors: **Judy Guo**, San Francisco, CA (US);
Andrew Deakin, Oakland, CA (US);
Molly Rolig, Sonoma, CA (US)

Primary Examiner — Katie Jane Stofko

(74) *Attorney, Agent, or Firm* — Michael A. Olshavsky

(73) Assignee: **BIG HEART PET, INC.**, Orrville, OH
(US)

(57) **CLAIM**

The ornamental design of a pet treat, as shown and described.

(**) Term: **15 Years**

DESCRIPTION

(21) Appl. No.: **29/642,078**

FIG. 1 is a top perspective view of a first embodiment of a pet treat.

(22) Filed: **Mar. 27, 2018**

FIG. 2 is a bottom perspective view of the pet treat shown in FIG. 1.

(51) **LOC (11) Cl.** **01-01**

FIG. 3 is a front view of the pet treat shown in FIG. 1.

(52) **U.S. Cl.**

FIG. 4 is a rear view of the pet treat shown in FIG. 1.

USPC **D1/106**

FIG. 5 is a side view of the pet treat shown in FIG. 1.

(58) **Field of Classification Search**

USPC D1/100-130, 199; 426/5, 76, 87, 92, 94,

FIG. 6 is another side view of the pet treat shown in FIG. 1.

426/95, 99, 101, 103, 108, 138-139, 143,

FIG. 7 is a top plan view of the pet treat shown in FIG. 1.

426/144, 279, 282, 283, 391, 514, 549,

FIG. 8 is a bottom plan view of the pet treat shown in FIG. 1.

426/660; D13/100; D24/211, 212, 215;

FIG. 9 is a top perspective view of a second embodiment of a pet treat.

D28/8.1; D30/160; 425/195; 34/296;

FIG. 10 is a bottom perspective view of the pet treat shown in FIG. 9.

D6/601; D9/453

FIG. 11 is a front view of the pet treat shown in FIG. 9.

CPC .. A61K 9/2072; A61K 9/0004; A61K 9/2095;

FIG. 12 is a rear view of the pet treat shown in FIG. 9.

A61K 9/209

FIG. 13 is a side view of the pet treat shown in FIG. 9.

See application file for complete search history.

FIG. 14 is another side view of the pet treat shown in FIG. 9.

(56) **References Cited**

FIG. 15 is a top plan view of the pet treat shown in FIG. 9; and,

U.S. PATENT DOCUMENTS

FIG. 16 is a bottom plan view of the pet treat shown in FIG. 9.

D202,332 S 9/1965 Fisher

The broken lines in the figures are for the purpose of illustrating unclaimed portions of the pet treat and form no part of the claimed design.

3,412,425 A * 11/1968 Sturm A22C 21/0084

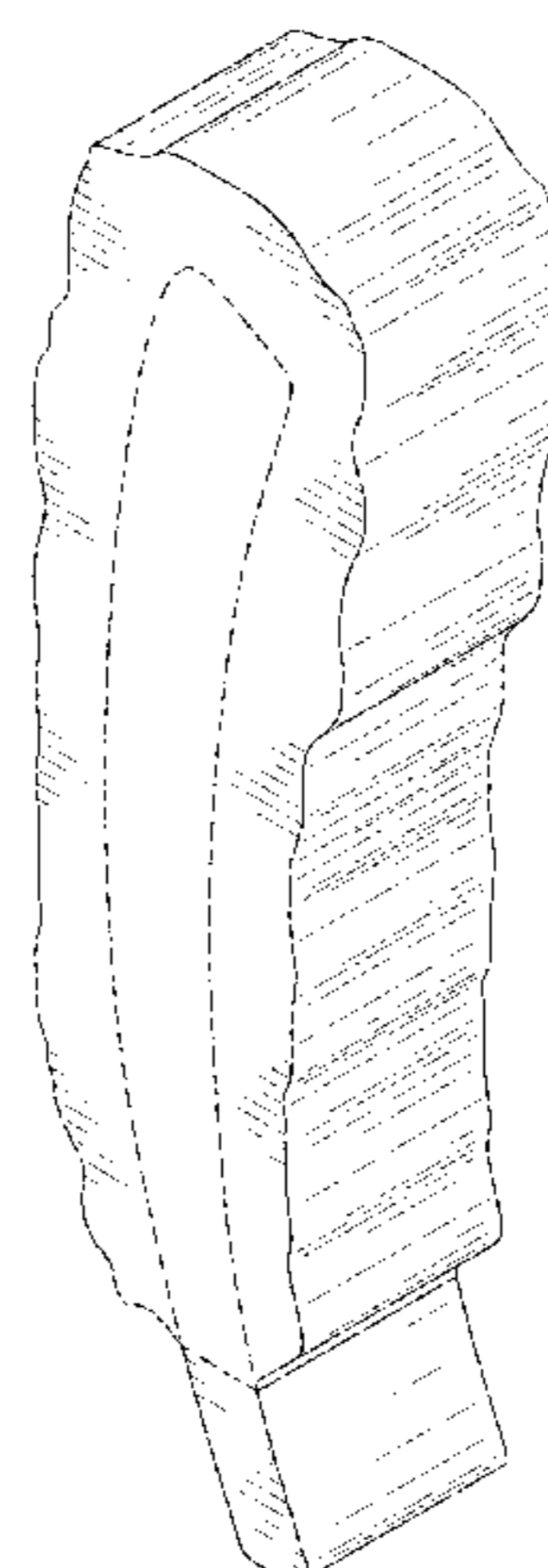
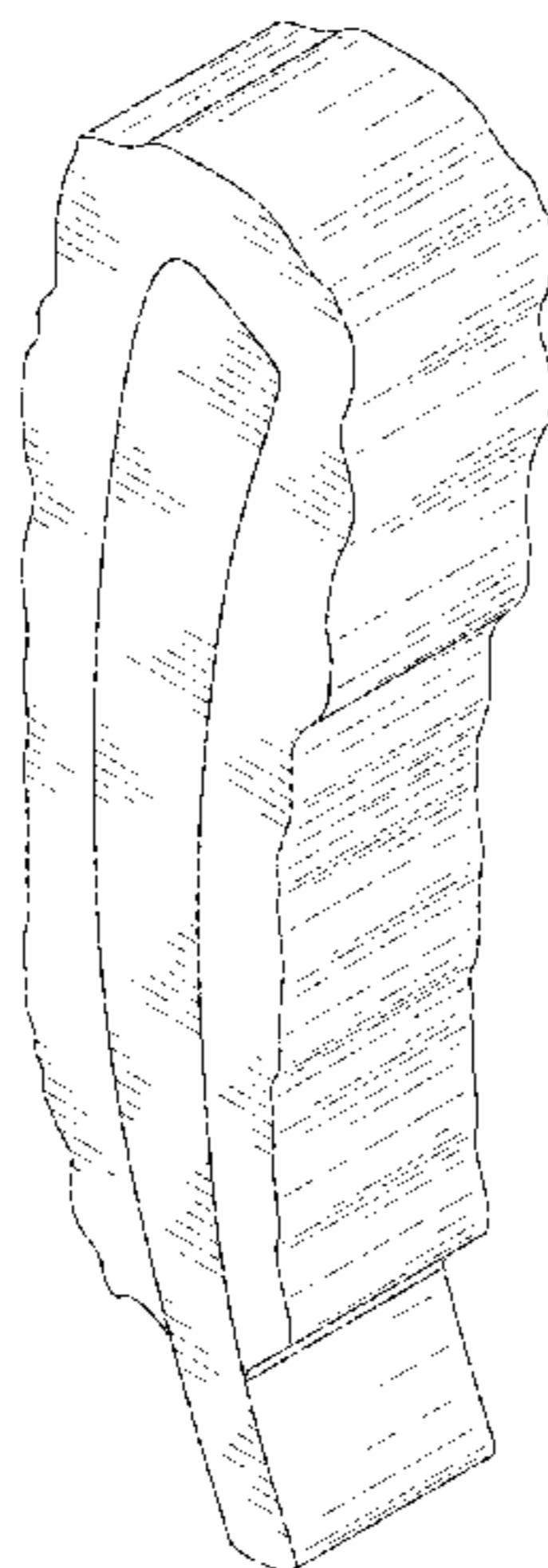
426/480

5,297,984 A * 3/1994 Gagliardi, Jr. A22C 21/0076

426/518

(Continued)

1 Claim, 10 Drawing Sheets



(56)

References Cited

U.S. PATENT DOCUMENTS

5,609,913 A	3/1997	Welch	
D402,435 S	12/1998	Correll	
D435,713 S *	1/2001	Speck	D1/106
D458,160 S *	6/2002	Meeks	D10/57
D460,601 S *	7/2002	Tenzer	D1/106
D473,021 S	4/2003	Gourley	
D475,816 S	6/2003	Adamson	
D489,161 S *	5/2004	Hague	426/104
6,896,924 B2 *	5/2005	Hernandez	A23K 40/20 426/282
D529,668 S	10/2006	Wang	
D530,484 S *	10/2006	Ahmed	D1/199
D551,426 S *	9/2007	Ahmed	D1/106
7,410,662 B1 *	8/2008	Tsengas	A01K 15/026 119/709
D578,714 S	10/2008	Rutherford	
7,485,330 B2	2/2009	Anderson et al.	
D587,862 S	3/2009	Rutherford	
D603,132 S	11/2009	Townsend et al.	
D603,579 S	11/2009	Townsend et al.	
D609,878 S	2/2010	Tham et al.	
D634,507 S	3/2011	Lawrenson	
D655,056 S	2/2012	Blair	
D655,057 S	2/2012	Blair	
D688,027 S	8/2013	Smith et al.	
D688,436 S *	8/2013	Sunvold	D1/106
D689,256 S	9/2013	Cepeda Mendoza	
D690,897 S	10/2013	Toolan et al.	
D699,017 S	2/2014	Sunvold et al.	
D715,516 S	10/2014	Barnvos et al.	
D724,278 S	3/2015	Avalos Sartorio et al.	
9,737,053 B2	8/2017	Barnvos et al.	
D799,150 S	10/2017	Vielot	
D801,620 S	11/2017	Falcone	
D810,391 S *	2/2018	Sunvold	D1/106
2003/0087008 A1 *	5/2003	Axelrod	A23K 40/20 426/104

* cited by examiner

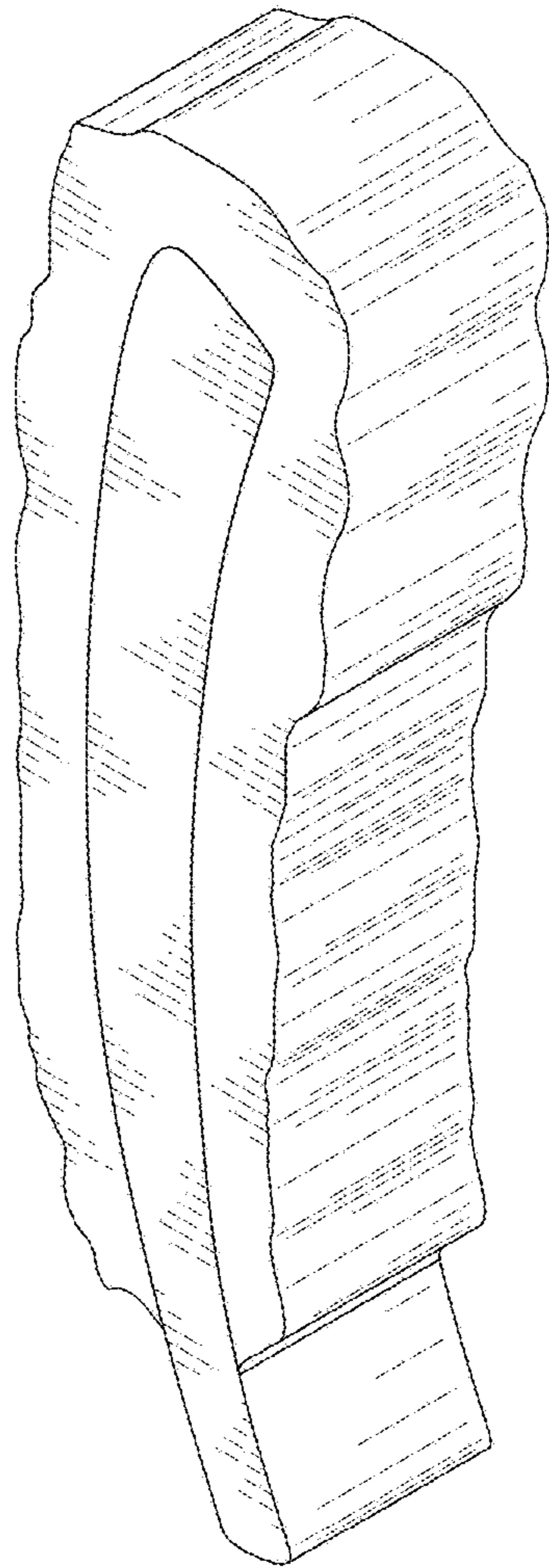


FIG. 1

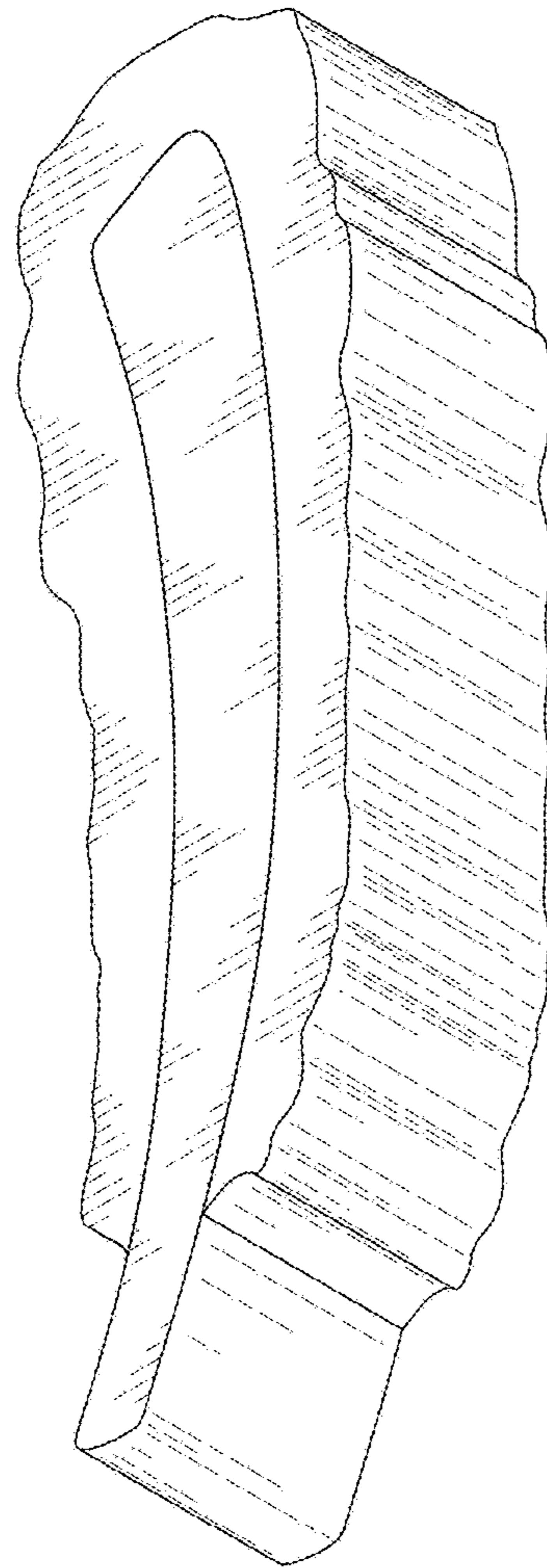


FIG. 2

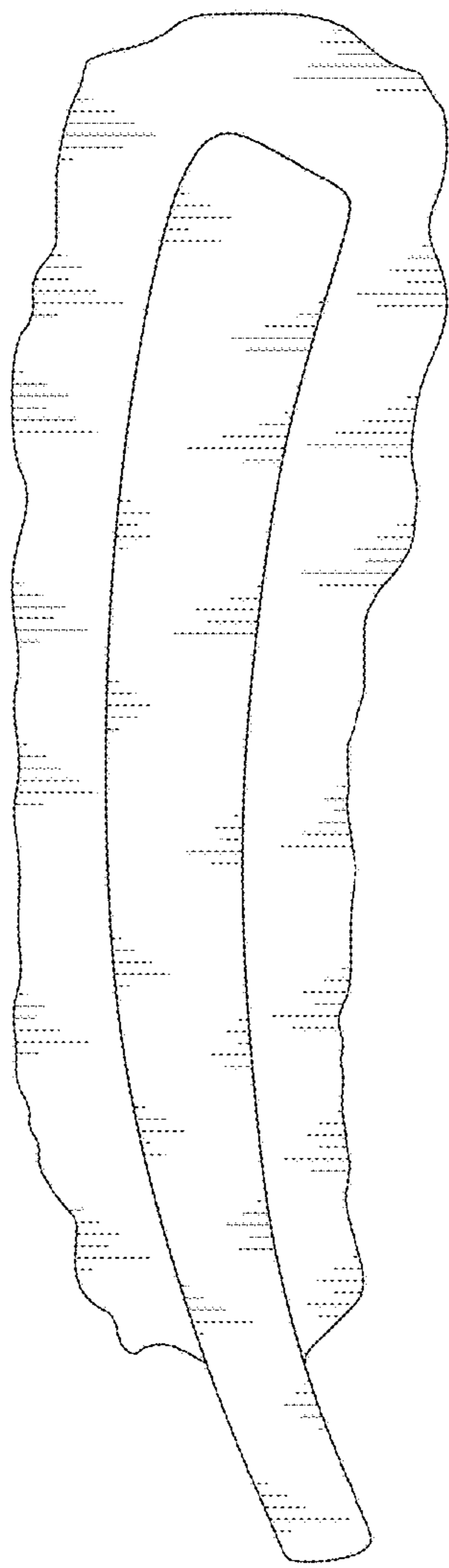


FIG. 3

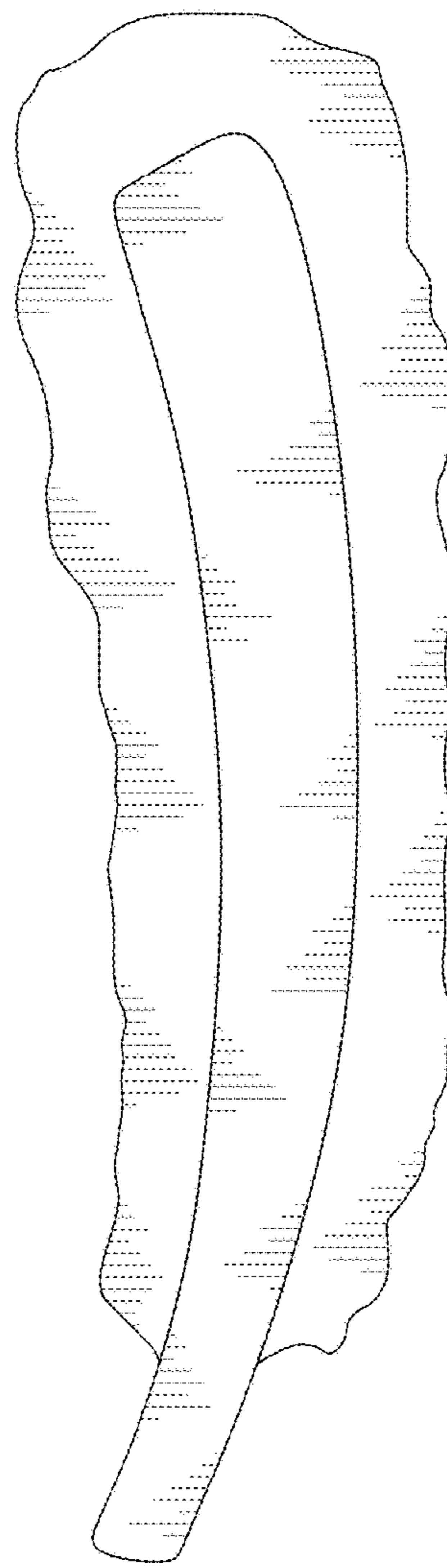


FIG. 4




FIG. 5




FIG. 6




FIG. 7




FIG. 8

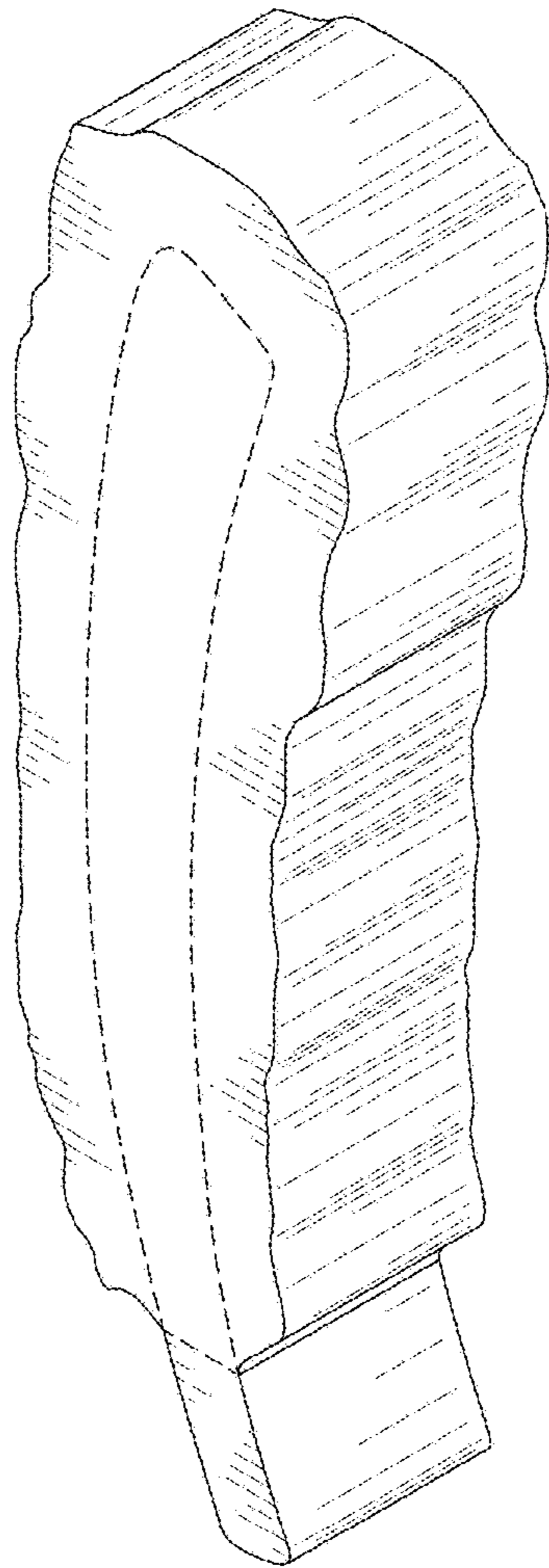


FIG. 9

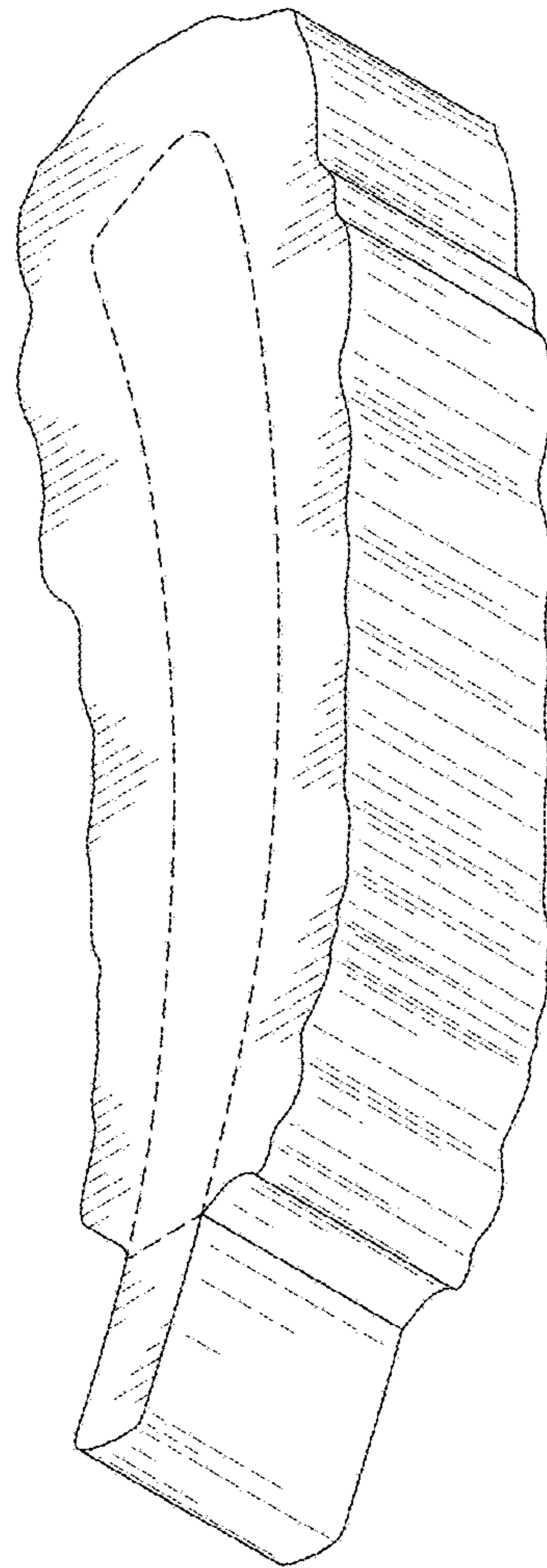


FIG. 10

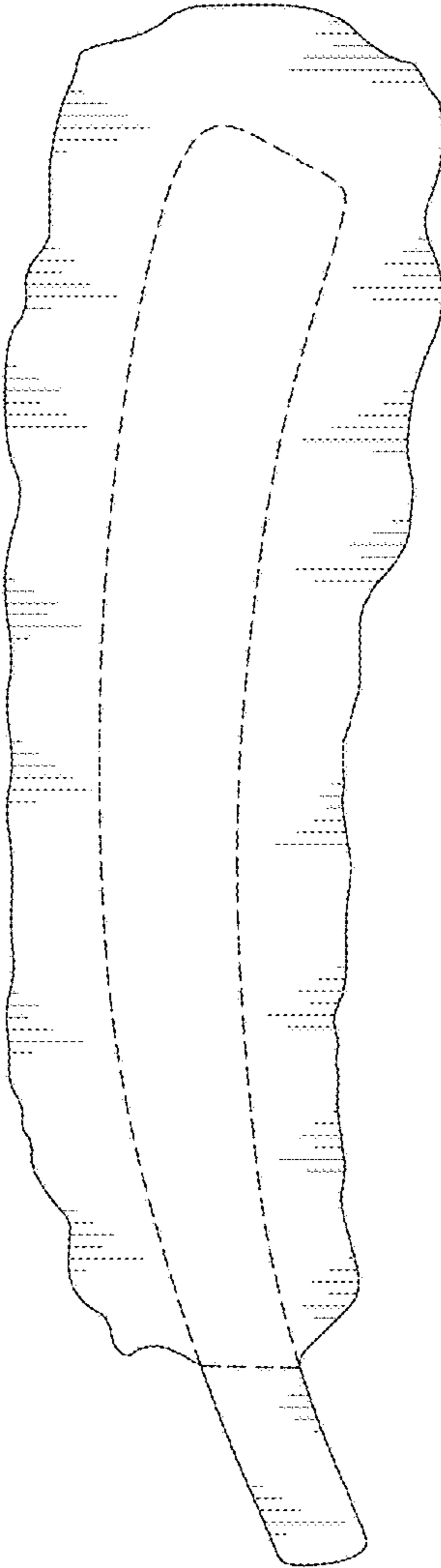


FIG. 11

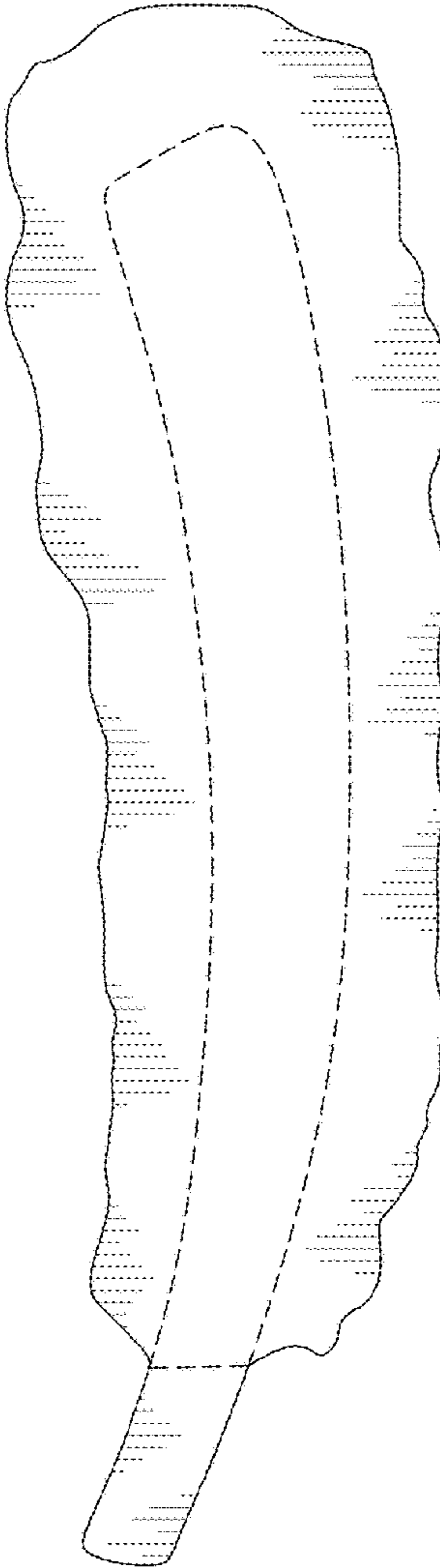


FIG. 12




FIG. 13




FIG. 14




FIG. 15




FIG. 16