



US00D849341S

(12) **United States Design Patent**
Fan

(10) **Patent No.:** **US D849,341 S**
(45) **Date of Patent:** **** May 21, 2019**

(54) **PIPE DREDGE**
(71) Applicant: **SHANGHAI KUNJEK HANDTOOLS AND HARDWARE CO., LTD.,**
Shanghai (CN)
(72) Inventor: **Yeyi Fan,** Shanghai (CN)
(73) Assignee: **SHANGHAI KUNJEK HANDTOOLS AND HARDWARE CO., LTD.,**
Shanghai (CN)

(**) Term: **15 Years**

(21) Appl. No.: **29/615,628**

(22) Filed: **Aug. 30, 2017**

(30) **Foreign Application Priority Data**
Mar. 3, 2017 (CN) 2017 3 0059525
(51) **LOC (11) Cl.** **15-05**
(52) **U.S. Cl.**
USPC **D32/14**
(58) **Field of Classification Search**
USPC D32/1, 14, 25, 34, 35; D23/223, 224;
D6/524; D28/7; 4/255.05, 255.01,
4/255.12, 255.09, 255.11; 15/406,
15/104.05, 104.31, 104.32, 104.33;
D8/51, 70, 309, 359, 349, 356, 358
CPC .. E03D 9/00; E03C 1/30; E03C 1/308; A47K
11/10; E03F 9/005; B08B 9/045
See application file for complete search history.

(56) **References Cited**
U.S. PATENT DOCUMENTS
1,053,007 A * 2/1913 Calvert H01T 21/04
15/104.011
1,851,766 A * 3/1932 Hotchkiss, Jr. E03C 1/302
15/104.33
1,910,768 A * 5/1933 Hotchkiss, Jr. E03C 1/302
144/104

3,283,353 A * 11/1966 Kirk E03C 1/302
15/104.33
4,364,140 A * 12/1982 Irwin E03F 9/005
15/104.33
8,510,891 B2 * 8/2013 Fivecoate B08B 9/045
15/104.32

(Continued)

FOREIGN PATENT DOCUMENTS

CN 304199959 * 7/2017

OTHER PUBLICATIONS

Toilet Auger posted by Husky posted date Mar. 2, 2018, © Amazon, [online], [site visited Nov. 7, 2018]. Available from Internet, <https://www.amazon.com/Husky-3-ft-Toilet-Auger> (Year: 2018).*

(Continued)

Primary Examiner — Cynthia Ramirez
Assistant Examiner — Laura H Yu
(74) *Attorney, Agent, or Firm* — Muncy, Geissler, Olds & Lowe, P.C.

(57) **CLAIM**

The ornamental design for a pipe dredge, as shown and described.

DESCRIPTION

FIG. 1 is a perspective view of a pipe dredge showing my new design;
FIG. 2 is a front elevational view thereof;
FIG. 3 is a rear elevational view thereof;
FIG. 4 is a left side view thereof;
FIG. 5 is a right side view thereof;
FIG. 6 is a top plan view thereof; and,
FIG. 7 is a bottom plan view thereof.
The broken lines surrounding the light gray in FIG. 6 illustrate portions of the pipe dredge that form no part of the claimed design.

1 Claim, 7 Drawing Sheets



(56)

References Cited

U.S. PATENT DOCUMENTS

9,217,245 B2 * 12/2015 Yu E03F 9/005
9,670,656 B2 * 6/2017 Rutkowski E03C 1/302

OTHER PUBLICATIONS

Toilet Auger posted by Ridgid posted date Mar. 4, 2008, © Amazon, [online], [site visited Nov. 7, 2018]. Available from Internet, <https://www.amazon.com/RIDGID-59802-Toilet-Clogged-Toilets> (Year: 2008).*

Toilet Snake posted by Liquid Plumr posted date May 3, 2017, © Amazon, [online], [site visited Nov. 7, 2018]. Available from Internet, <https://www.amazon.com/Liquid-Plumr-670900-Toilet-Snake-Silver> (Year: 2017).*

* cited by examiner



Fig. 1




Fig. 2




Fig. 3




Fig. 4

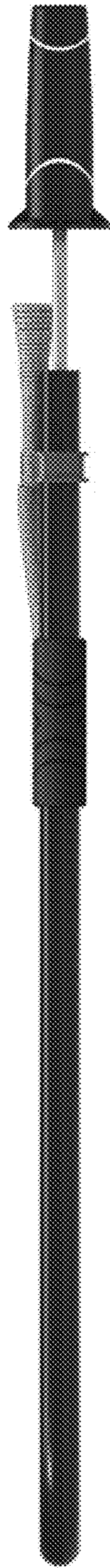


Fig. 5




Fig. 6




Fig. 7