



US00D849340S

(12) **United States Design Patent**
Fan

(10) **Patent No.:** **US D849,340 S**

(45) **Date of Patent:** **** May 21, 2019**

(54) **PIPE DREDGE**

(71) Applicant: **SHANGHAI KUNJEK HANDTOOLS AND HARDWARE CO., LTD,**
Shanghai (CN)

(72) Inventor: **Yeyi Fan,** Shanghai (CN)

(73) Assignee: **SHANGHAI KUNJEK HANDTOOLS AND HARDWARE CO., LTD,**
Shanghai (CN)

(**) Term: **15 Years**

(21) Appl. No.: **29/615,601**

(22) Filed: **Aug. 30, 2017**

(30) **Foreign Application Priority Data**

Mar. 3, 2017 (CN) 2017 3 0059731

(51) **LOC (11) Cl.** **15-05**

(52) **U.S. Cl.**
USPC **D32/14**

(58) **Field of Classification Search**
USPC D32/1, 14, 25, 34, 35; D23/223, 224;
D6/524; D28/7; 4/255.05, 255.01,
4/255.12, 255.09, 255.11; 15/406,
15/104.05, 104.31, 104.32, 104.33;
D8/51, 70
CPC .. E03D 9/00; E03C 1/30; E03C 1/308; A47K
11/10; E03F 9/005; B08B 9/045
See application file for complete search history.

(56) **References Cited**

U.S. PATENT DOCUMENTS

D310,280 S * 8/1990 Moss D32/14
D807,730 S * 1/2018 Wu D8/356

D825,119 S * 8/2018 Wells D32/1
2007/0151010 A1* 7/2007 Ellerbe A01K 5/0135
4/300.3
2018/0216330 A1* 8/2018 Tokarev E03D 9/002

FOREIGN PATENT DOCUMENTS

CN 303365449 * 9/2015

OTHER PUBLICATIONS

Cobra Encased Sewer Rod posted by My Horse Paints posted date Oct. 5, 2017, © YouTube, [online], [site visited Nov. 7, 2018]. Available from Internet, (Year: 2017).*
Sewer Rod posted by Husky posted date unknown, © HomeDepot, [online], [site visited Nov. 7, 2018]. Available from Internet, <https://www.homedepot.com/p/Husky-Encased-Sewer-Rod-82-974-111/301879458> (Year: 2018).*

* cited by examiner

Primary Examiner — Cynthia Ramirez

Assistant Examiner — Laura H Yu

(74) *Attorney, Agent, or Firm* — Muncy, Geissler, Olds & Lowe, P.C.

(57) **CLAIM**

The ornamental design for a pipe dredge, as shown and described.

DESCRIPTION

FIG. 1 is a perspective view of a pipe dredge showing my new design;
FIG. 2 is a front elevational view thereof;
FIG. 3 is a rear elevational view thereof;
FIG. 4 is a left side view thereof;
FIG. 5 is a right side view thereof;
FIG. 6 is a top plan view thereof; and,
FIG. 7 is a bottom plan view thereof.

1 Claim, 7 Drawing Sheets







Fig. 1



Fig. 2




Fig. 3




Fig. 4




Fig. 5




Fig. 6




Fig. 7