



US00D849325S

(12) **United States Design Patent** (10) **Patent No.:** **US D849,325 S**
Szymanski et al. (45) **Date of Patent:** **** May 21, 2019**

- (54) **SHAVING DEVICE**
- (71) Applicants: **Aaron Szymanski**, Thomaston, CT
(US); **Anand Khubani**, Towaco, NJ
(US); **Eric Langberg**, Milford, PA (US)
- (72) Inventors: **Aaron Szymanski**, Thomaston, CT
(US); **Anand Khubani**, Towaco, NJ
(US); **Eric Langberg**, Milford, PA (US)
- (73) Assignee: **IdeaVillage Product Corporation**,
Wayne, NJ (US)

D696,460 S *	12/2013	Prat-Pfister	D28/53
D696,461 S *	12/2013	Prat-Pfister	D28/53
D758,016 S *	5/2016	Andersson	D28/51
D758,661 S *	6/2016	Andersson	D28/51
D758,662 S *	6/2016	De Klein	D28/51
9,381,655 B2 *	7/2016	Lau	B26B 19/06
D776,878 S *	1/2017	Andersson	D28/54
D805,691 S *	12/2017	De Klein	D28/51

* cited by examiner

Primary Examiner — Jennifer Rivard

(74) *Attorney, Agent, or Firm* — Dan DeLaRosa

(**) Term: **15 Years**

(21) Appl. No.: **29/620,951**

(22) Filed: **Sep. 1, 2017**

(51) **LOC (11) Cl.** **28-03**

(52) **U.S. Cl.**
USPC **D28/51**

(58) **Field of Classification Search**
USPC D28/45–54
CPC B26B 19/14; B26B 19/141; B26B 19/143;
B26B 19/145; B26B 19/146; B26B
19/148; B26B 19/16; B26B 19/18; B26B
19/20–19/205; B26B 19/3853–19/386;
B26B 19/10–19/107; B26B 19/00–19/08
See application file for complete search history.

(56) **References Cited**

U.S. PATENT DOCUMENTS

D519,678 S *	4/2006	Butcher	D28/51
D675,378 S *	1/2013	Boulanger	D28/46

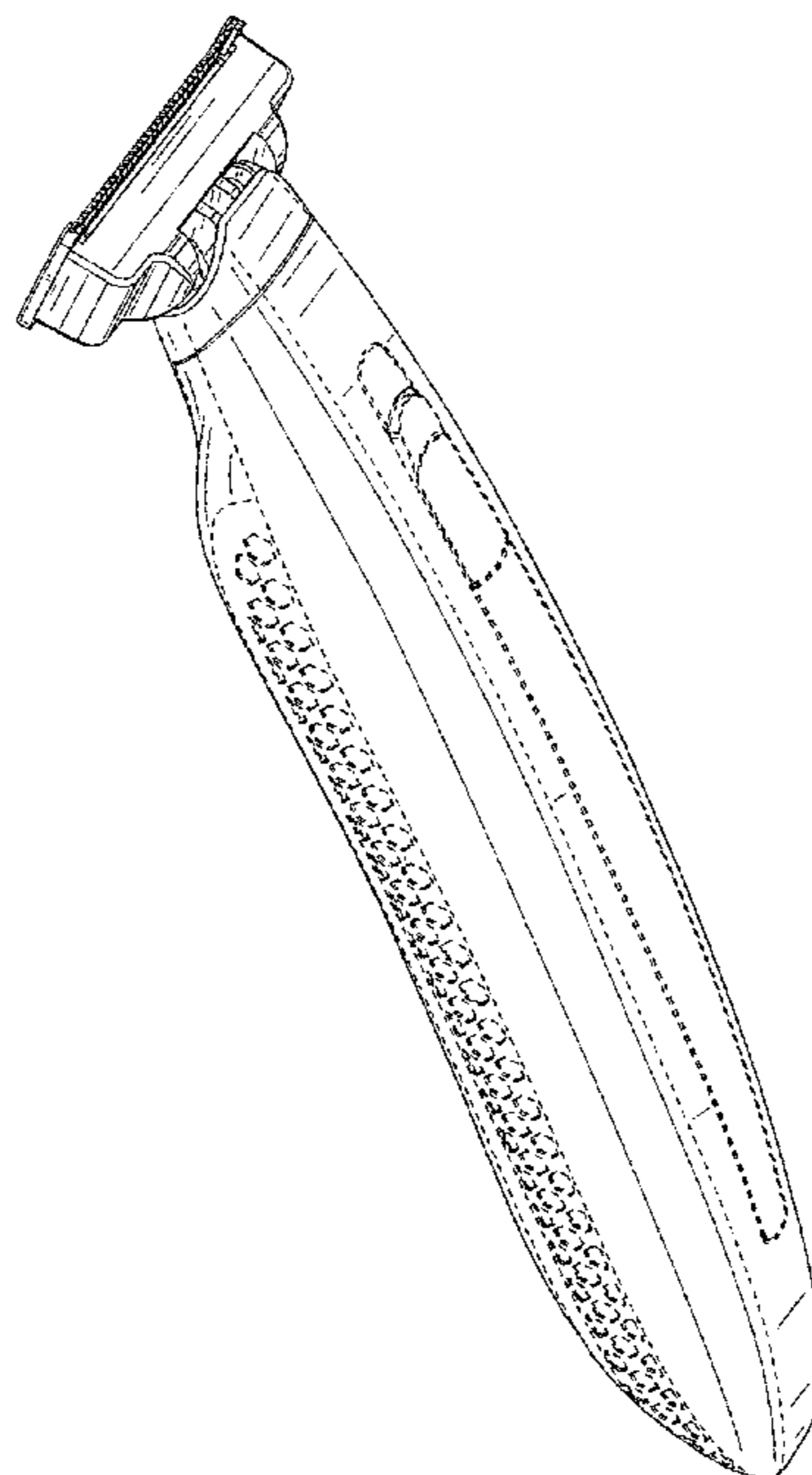
(57) **CLAIM**

The ornamental design for a shaving device, as shown and described.

DESCRIPTION

FIG. 1 is a front perspective view of a shaving device of the present invention showing my new design; FIG. 2 is a front side elevation view thereof; FIG. 3 is a back side elevation view thereof; FIG. 4 is a side elevation view thereof; FIG. 5 is another side elevation view thereof; FIG. 6 is a top plan view thereof; and, FIG. 7 is a bottom plan view thereof. In the drawings, the broken lines show portions of the shaving device that form no part of the claim.

1 Claim, 6 Drawing Sheets



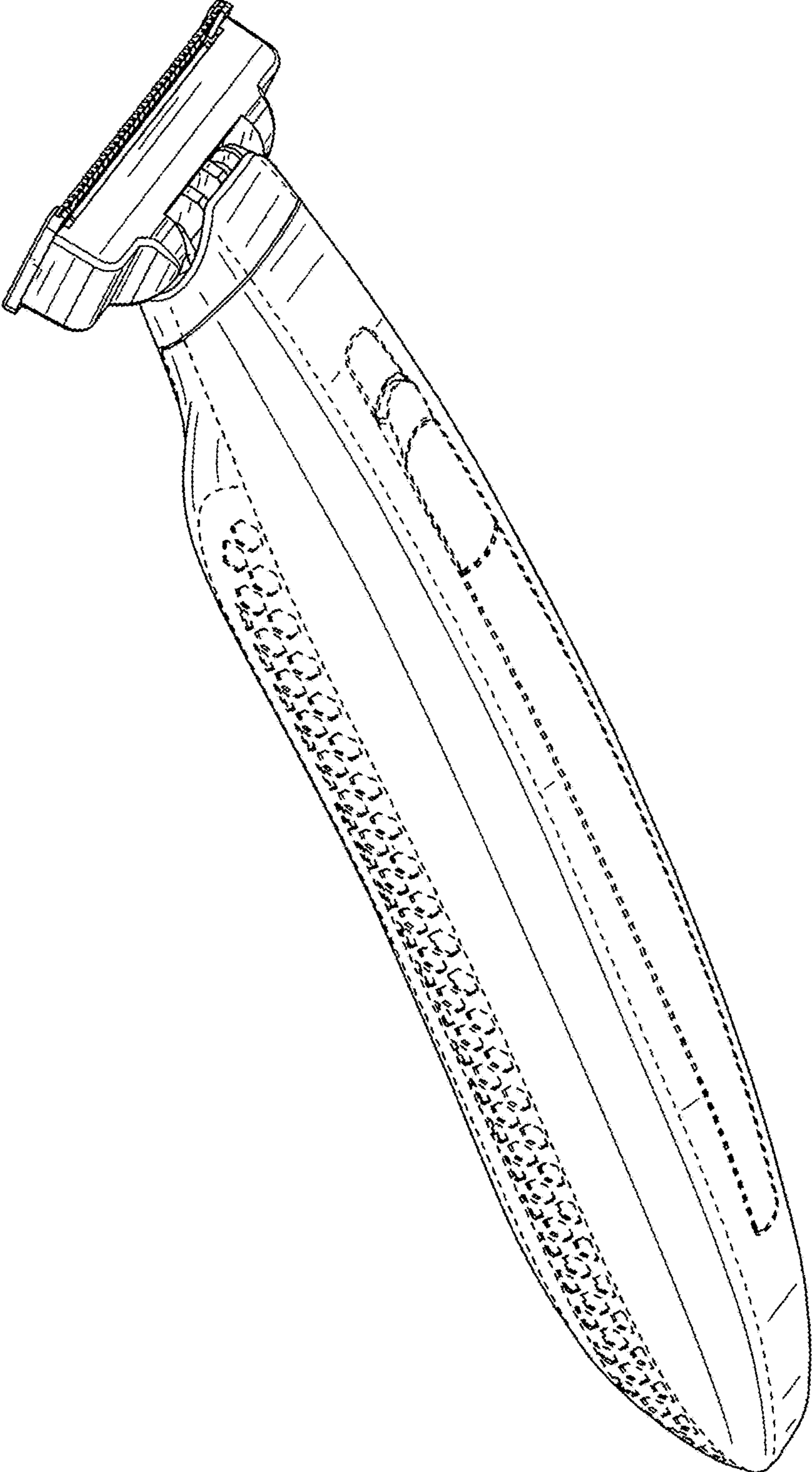


FIG. 1

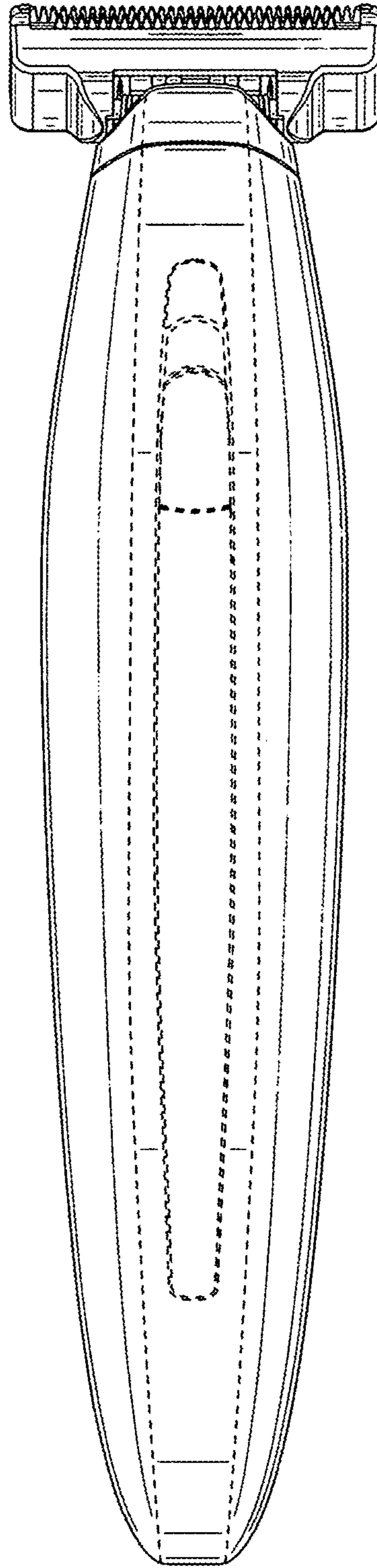


FIG. 2

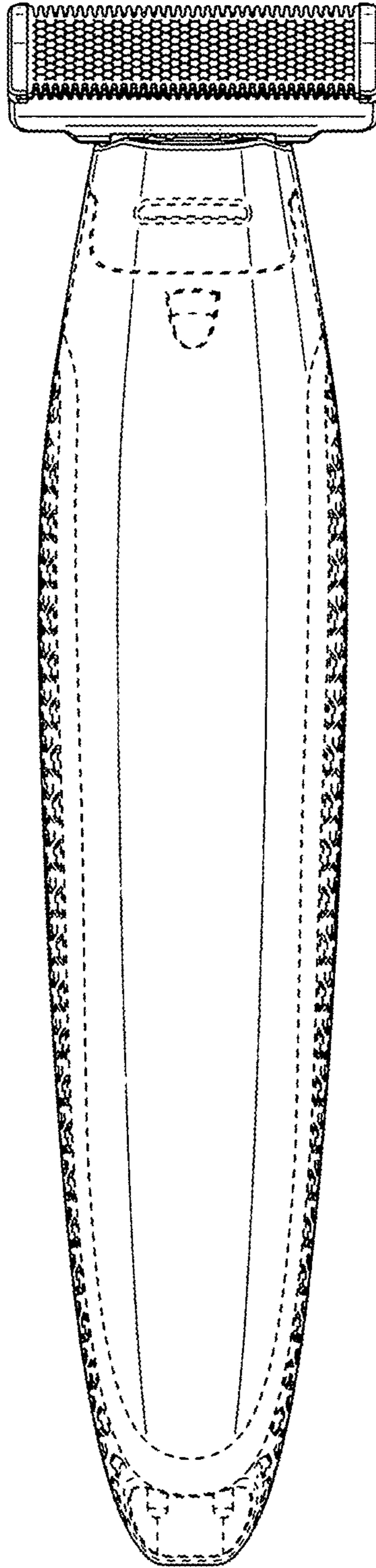


FIG. 3

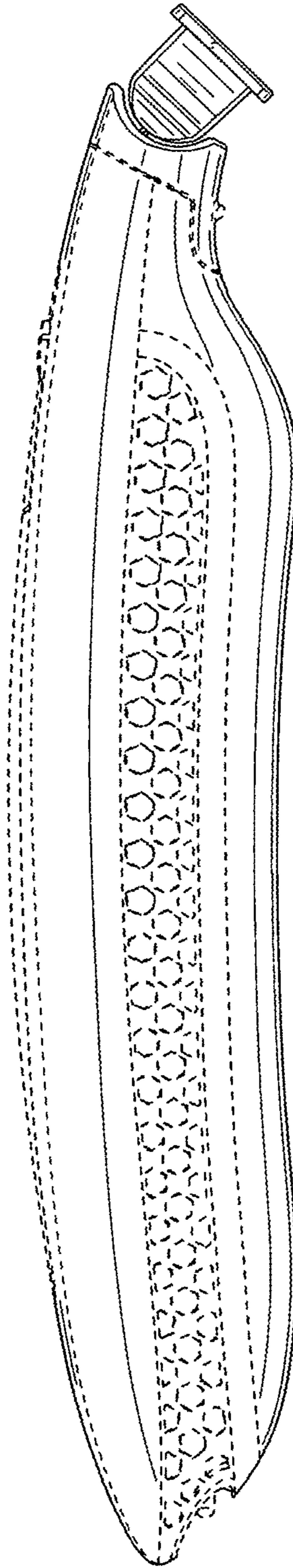


FIG. 4

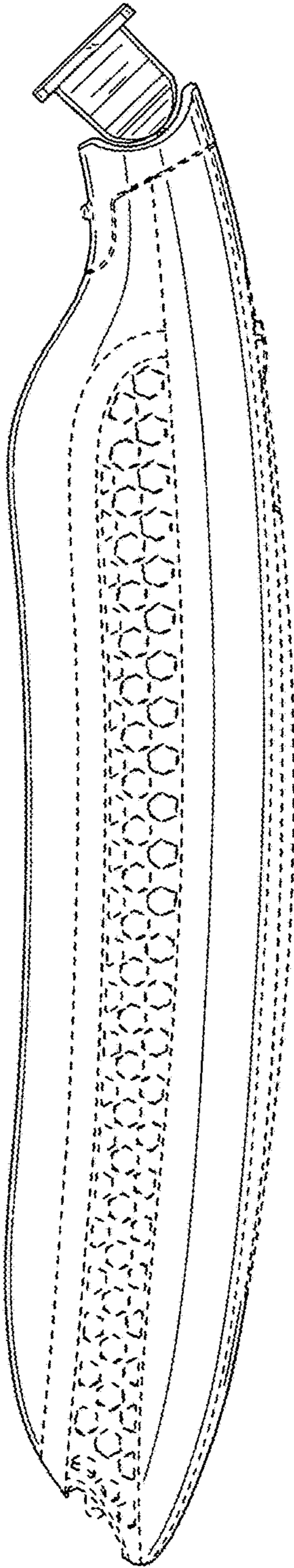


FIG. 5

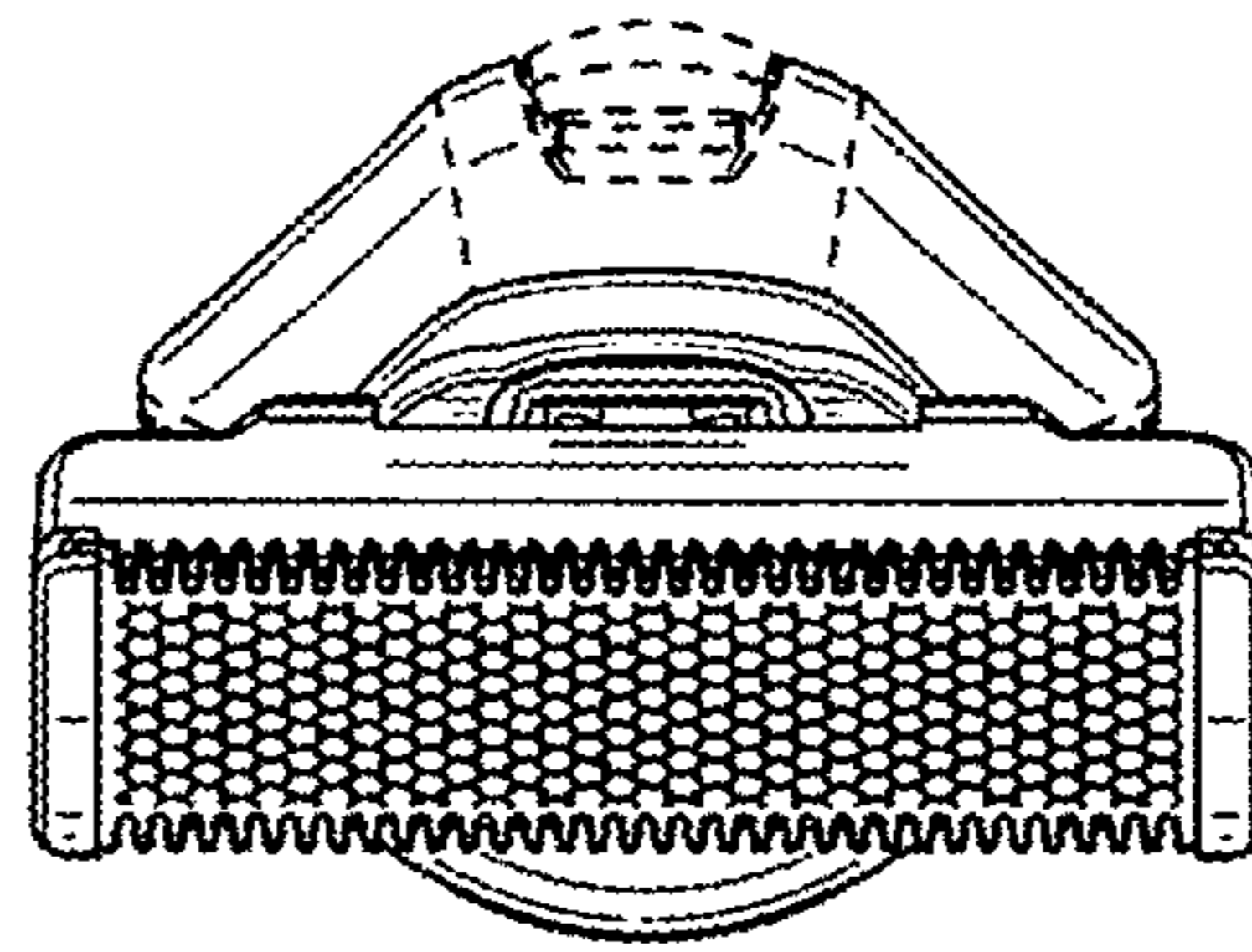


FIG. 6

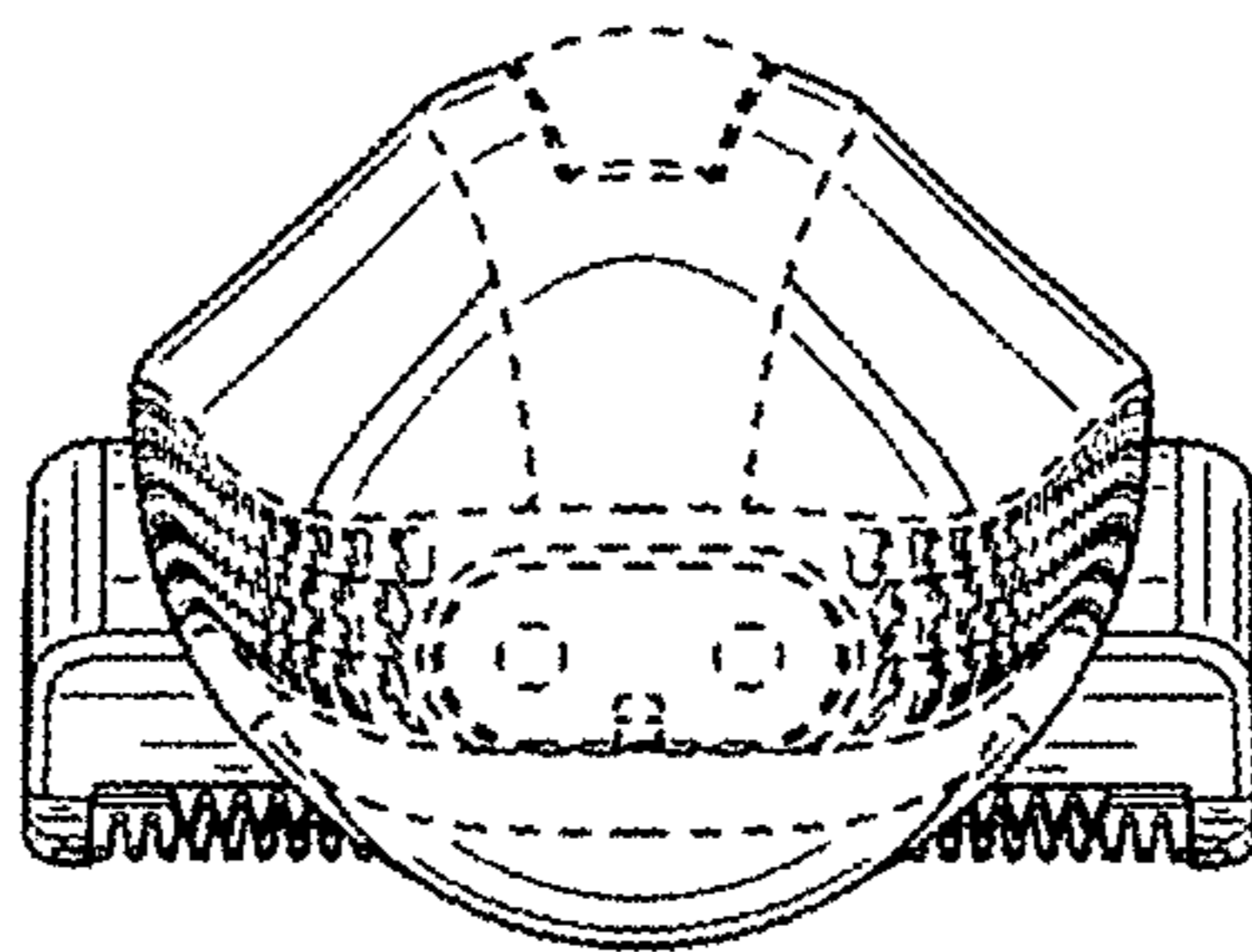


FIG. 7