



US00D849305S

(12) **United States Design Patent**
Ventura Conesa

(10) **Patent No.:** **US D849,305 S**
(45) **Date of Patent:** **** May 21, 2019**

(54) **LUMINAIRE**

(71) Applicant: **Sergi Ventura Conesa**, Banyoles (ES)

(72) Inventor: **Sergi Ventura Conesa**, Banyoles (ES)

(**) Term: **15 Years**

(21) Appl. No.: **29/630,062**

(22) Filed: **Dec. 19, 2017**

(30) **Foreign Application Priority Data**

Jun. 21, 2017 (EP) 004059681

(51) **LOC (11) Cl.** **26-03**

(52) **U.S. Cl.**
USPC **D26/88**

(58) **Field of Classification Search**
USPC D26/81-92, 118, 119
CPC F21S 8/06; F21S 8/061; F21S 8/063; F21S
8/065; F21V 5/06
See application file for complete search history.

(56) **References Cited**

U.S. PATENT DOCUMENTS

D33,392 S *	10/1900	Gray	D26/88
D71,235 S *	10/1926	Wolter	D26/88
D83,940 S *	4/1931	Aglow	D26/81
3,973,116 A *	8/1976	Leonard	F21S 8/06 362/405
D397,821 S *	9/1998	Palmari	D26/135
D421,506 S *	3/2000	Perenzin	D26/87
D430,330 S *	8/2000	Hammar	D26/142
D700,988 S *	3/2014	Koho	D26/118
D794,864 S *	8/2017	Sonneman	D26/87
2011/0242813 A1 *	10/2011	Markle	F21V 27/00 362/294

OTHER PUBLICATIONS

Craftmade Matte Black One Light Mini Pendant With Black Metal Shade. Found at bellacor.com visited Jan. 17, 2019. (Year: 2019).*
Park Harbor Single Light Mini Pendant With Spiral Coil Frame. Date first available at amazon.com Mar. 1, 2016. (Year: 2016).*
TekSupply 12" All-Weather Retrofit Ceiling Light. Found at teksupply.com visited Jan. 17, 2019. (Year: 2019).*

* cited by examiner

Primary Examiner — Clare E Heflin

(74) *Attorney, Agent, or Firm* — Avery N. Goldstein;
Blue Filament Law PLLC

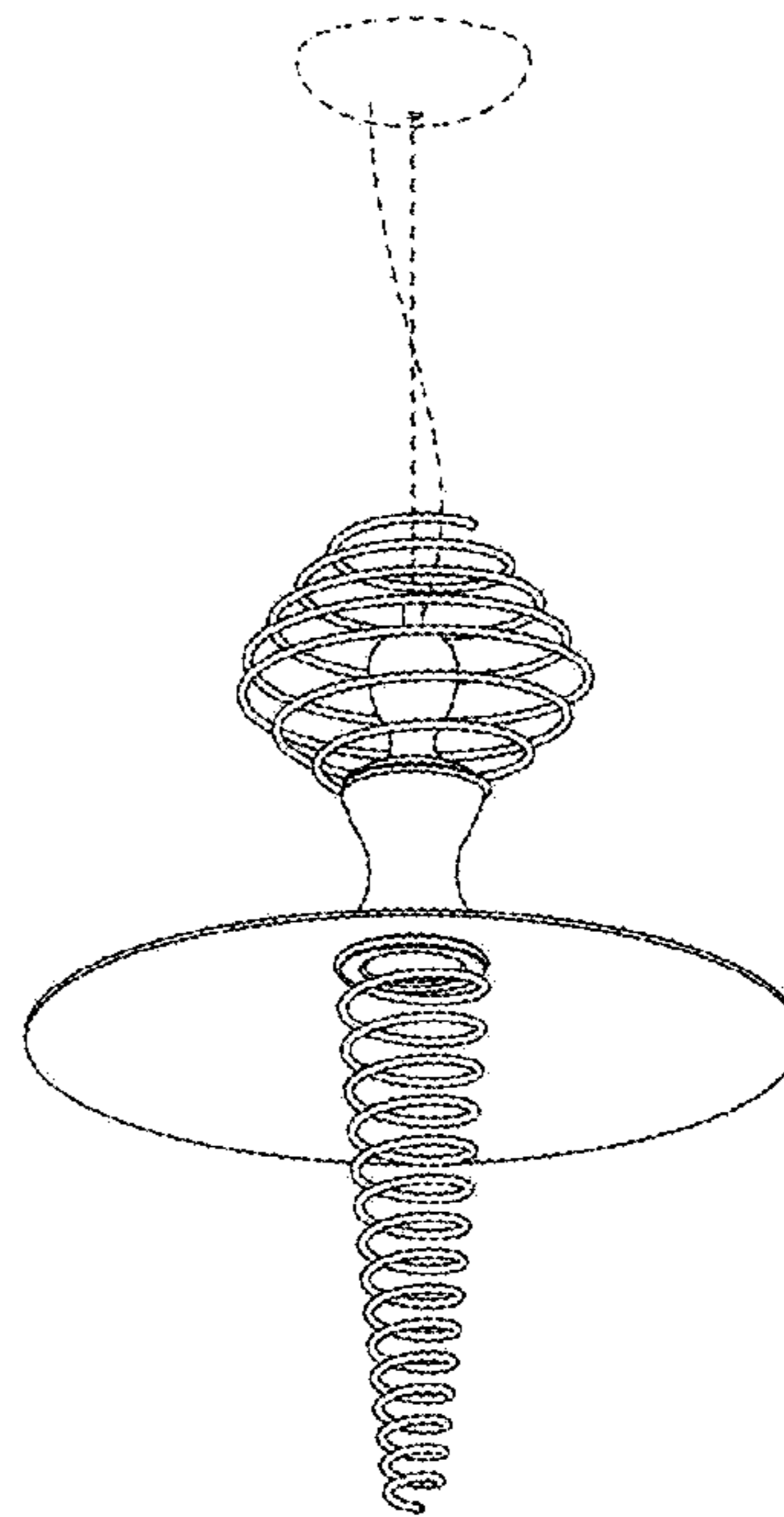
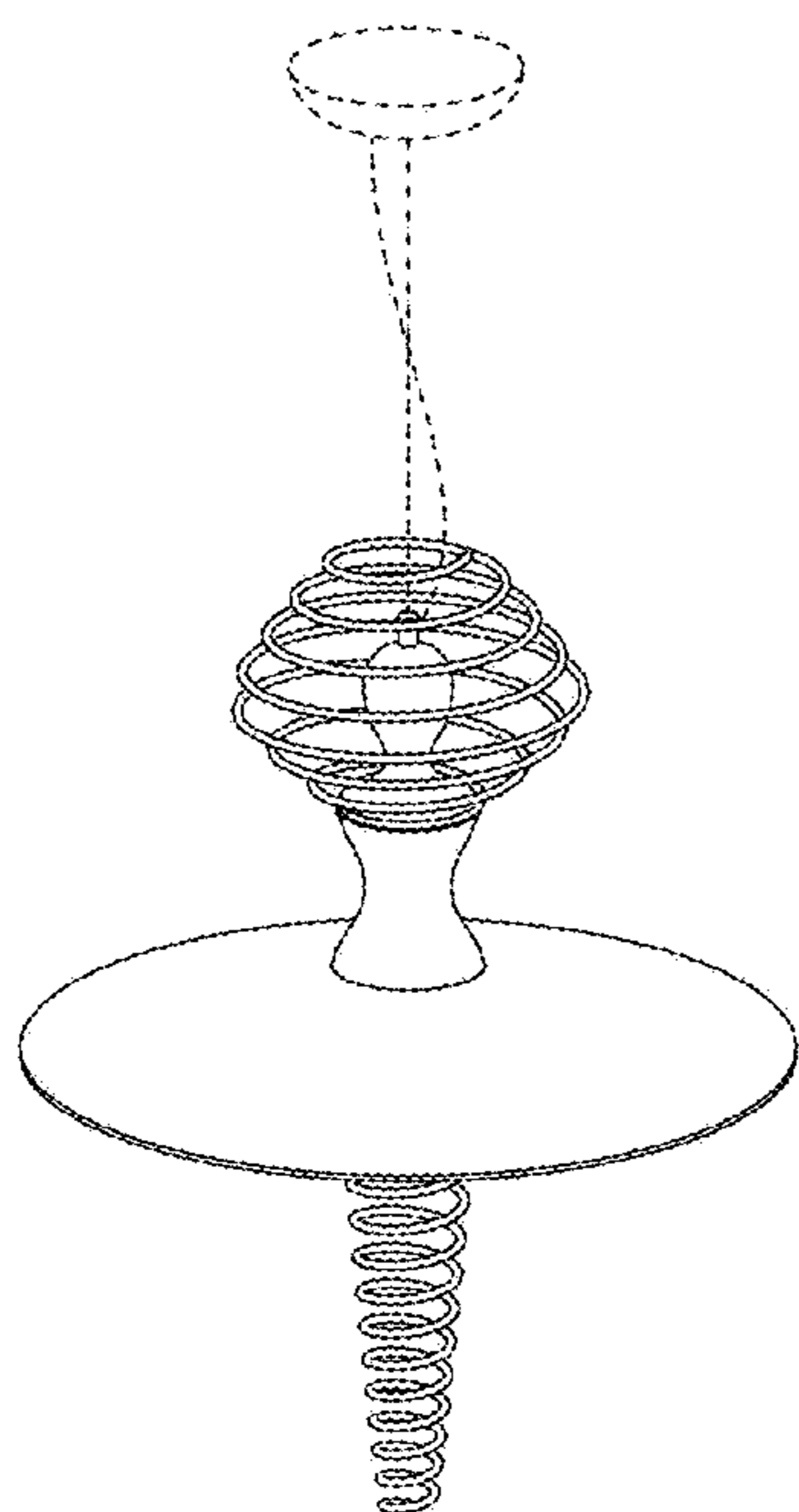
(57) **CLAIM**

The ornamental design for a luminaire, as shown and described.

DESCRIPTION

FIG. 1 is a side view of a luminaire showing my new design, where the shade has circular symmetry with the mounting portion shown in broken lines for context;
FIG. 2 is a top view thereof;
FIG. 3 is a bottom view thereof;
FIG. 4 is an upper perspective view thereof with the mounting portion shown in broken lines for context; and,
FIG. 5 is a lower perspective view thereof with the mounting portion shown in broken lines for context.
The broken line showing of mounting portion is for the purpose of illustrating context and forms no part of the claimed design.

1 Claim, 5 Drawing Sheets



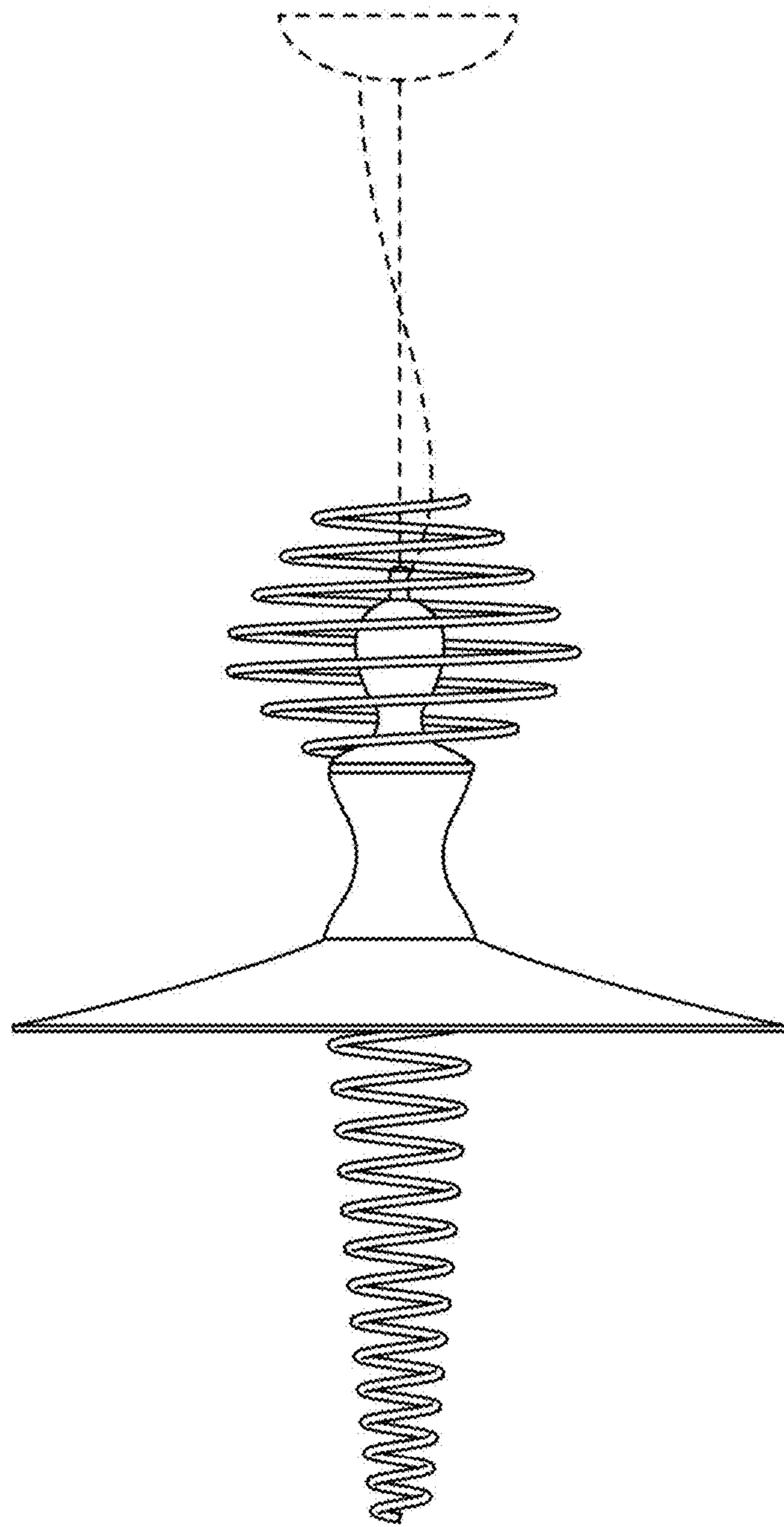


FIG. 1

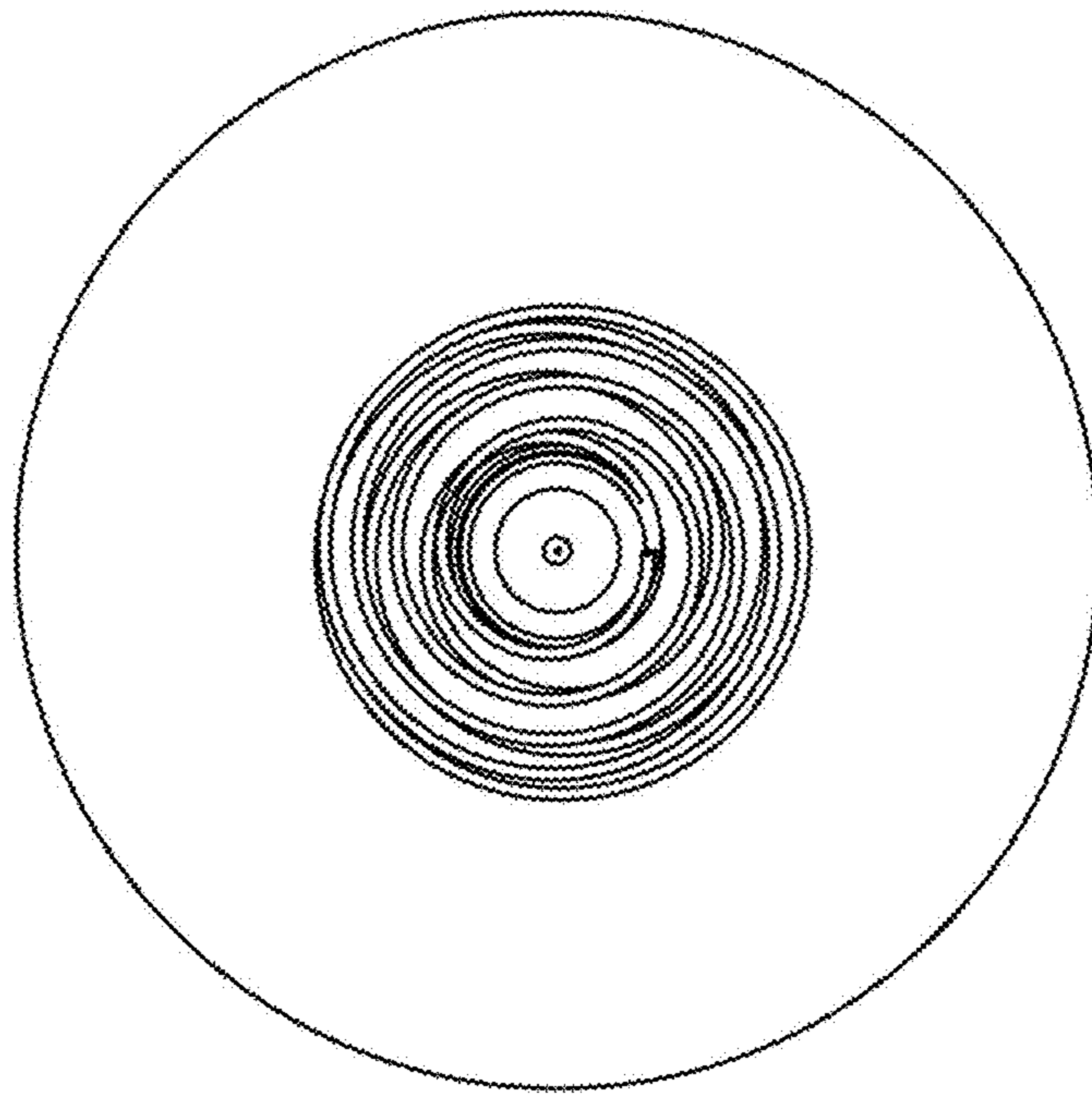


FIG. 2

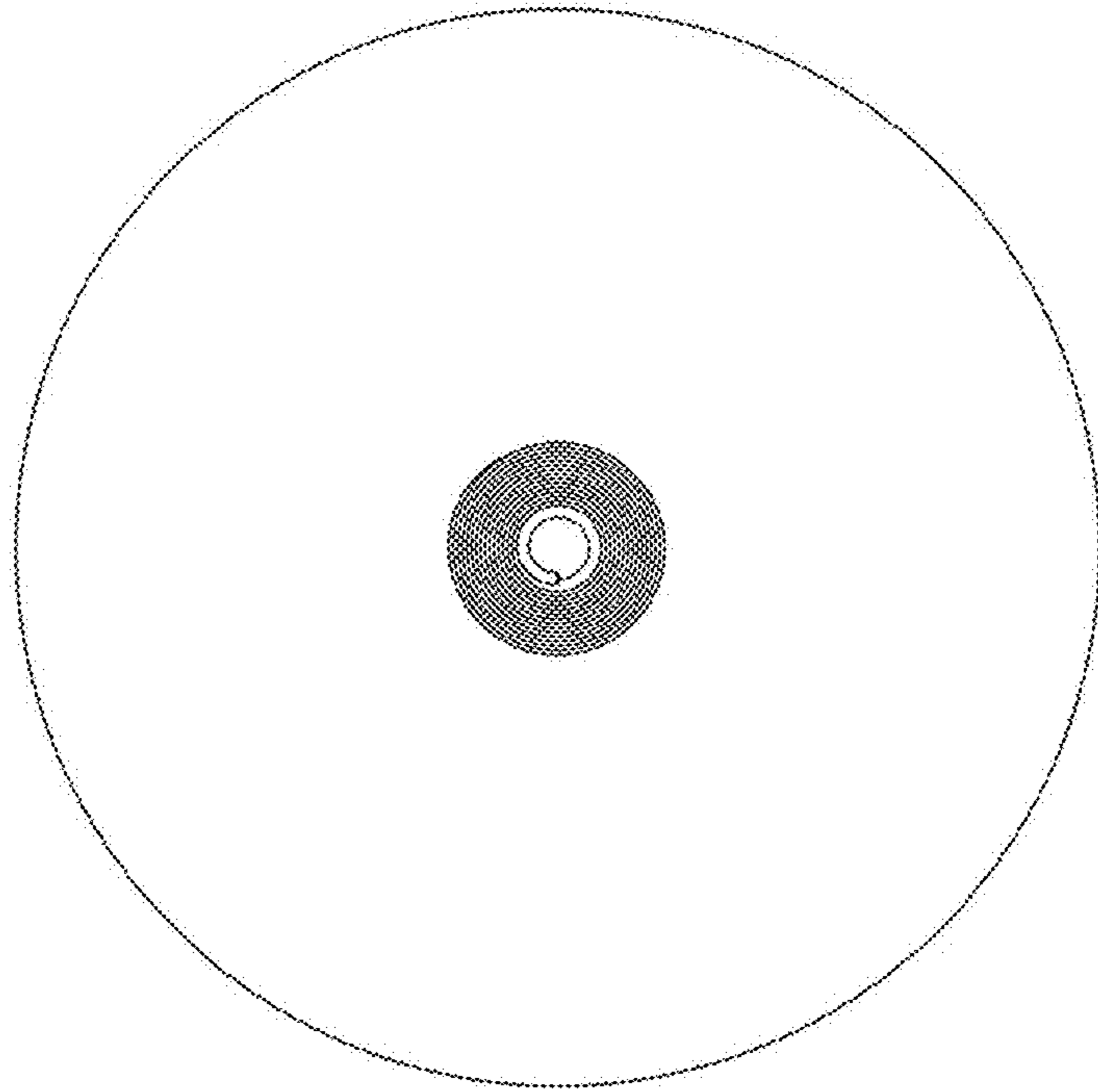


FIG. 3




FIG. 4




FIG. 5