



US00D849273S

(12) **United States Design Patent**
Downey et al.

(10) **Patent No.:** **US D849,273 S**
(45) **Date of Patent:** **** May 21, 2019**

- (54) **TILE**
- (71) Applicant: **PLITEQ INC.**, Toronto (CA)
- (72) Inventors: **Paul Downey**, Toronto (CA); **Paul Gartenburg**, Toronto (CA)
- (73) Assignee: **Pliteq, Inc.**, Toronto (CA)
- (**) Term: **15 Years**
- (21) Appl. No.: **29/598,938**
- (22) Filed: **Mar. 29, 2017**

- (30) **Foreign Application Priority Data**
- Sep. 30, 2016 (CA) 170800
- (51) **LOC (11) Cl.** **25-01**
- (52) **U.S. Cl.**
- USPC **D25/138**
- (58) **Field of Classification Search**
- USPC D25/138-163, 113, 117; 52/386, 387, 52/392; 404/34, 41, 50
- CPC .. E01C 13/00; E01C 13/045; E01C 2013/006; E04F 15/02; E04F 15/02038; E04F 15/203; E04F 15/206; E04F 15/225; E04F 15/10; E04F 15/22; E04F 15/20; E04F 15/185; F16F 7/082; F16F 7/087; A63B 69/0035
- See application file for complete search history.

- (56) **References Cited**
- U.S. PATENT DOCUMENTS**
- D233,832 S * 12/1974 Becker D25/156
- 5,082,712 A * 1/1992 Starp E04F 15/10 428/174
- 5,630,304 A * 5/1997 Austin E04F 15/10 428/57
- D419,697 S * 1/2000 Kroesbergen D25/119
- 6,793,586 B2 * 9/2004 Barlow A63B 67/02 473/162
- D570,503 S * 6/2008 Leier D25/156

- D599,039 S * 8/2009 Leier D25/157
 - D622,418 S * 8/2010 Prins D25/138
 - D643,549 S * 8/2011 Lei D25/150
- (Continued)

OTHER PUBLICATIONS

Pliteq—GenieMat FIT—Overview (on-line), dated Apr. 24, 2017. Retrieved from Internet Jul. 11, 2018, URL: <https://web.archive.org/web/20170424112127/http://pliteq.com/products/geniemat-fit.php> (1 page).*

(Continued)

Primary Examiner — Katie Jane Stofko
Assistant Examiner — Kimberly Barnes
(74) *Attorney, Agent, or Firm* — Martin & Ferraro, LLP

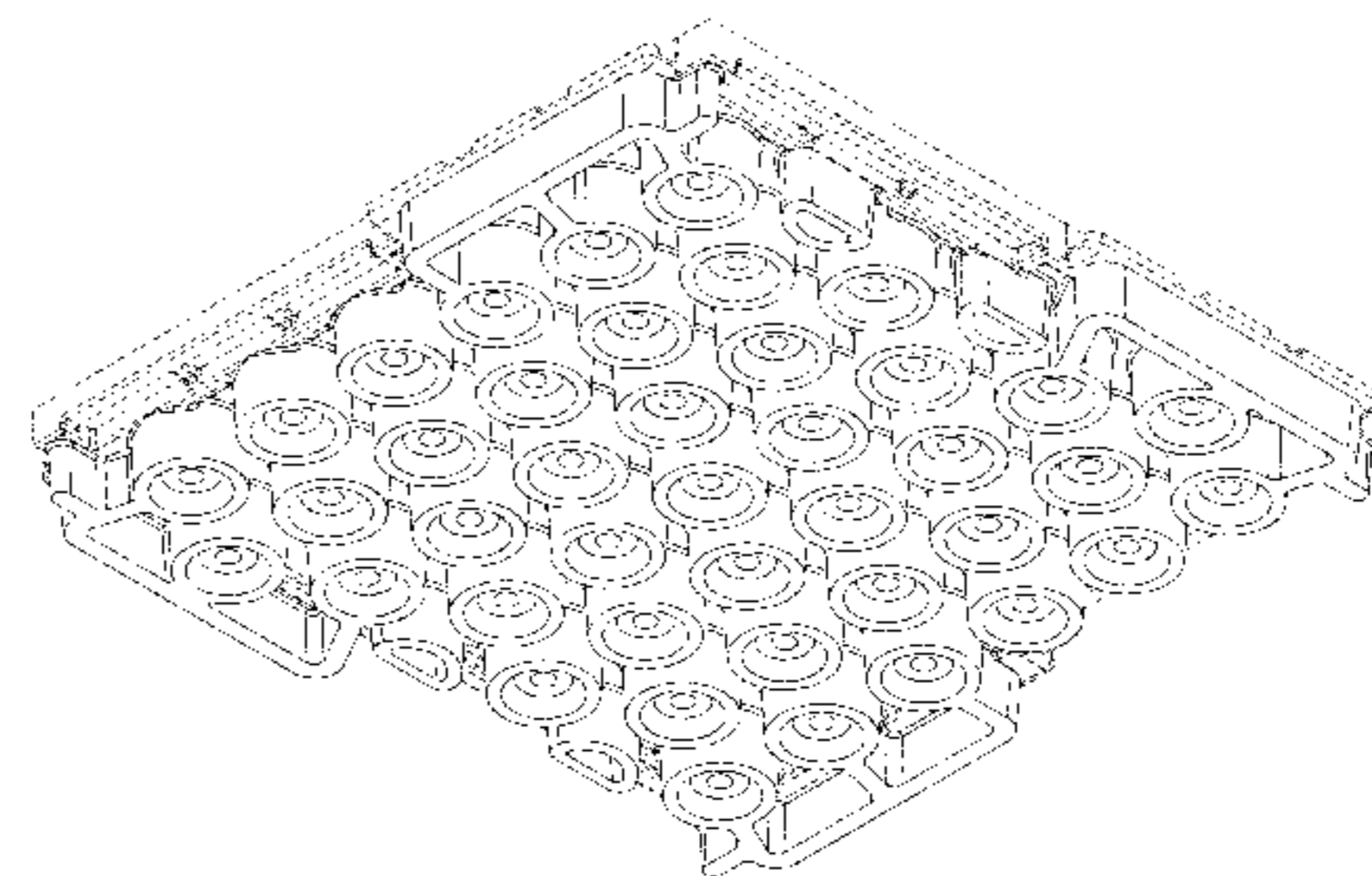
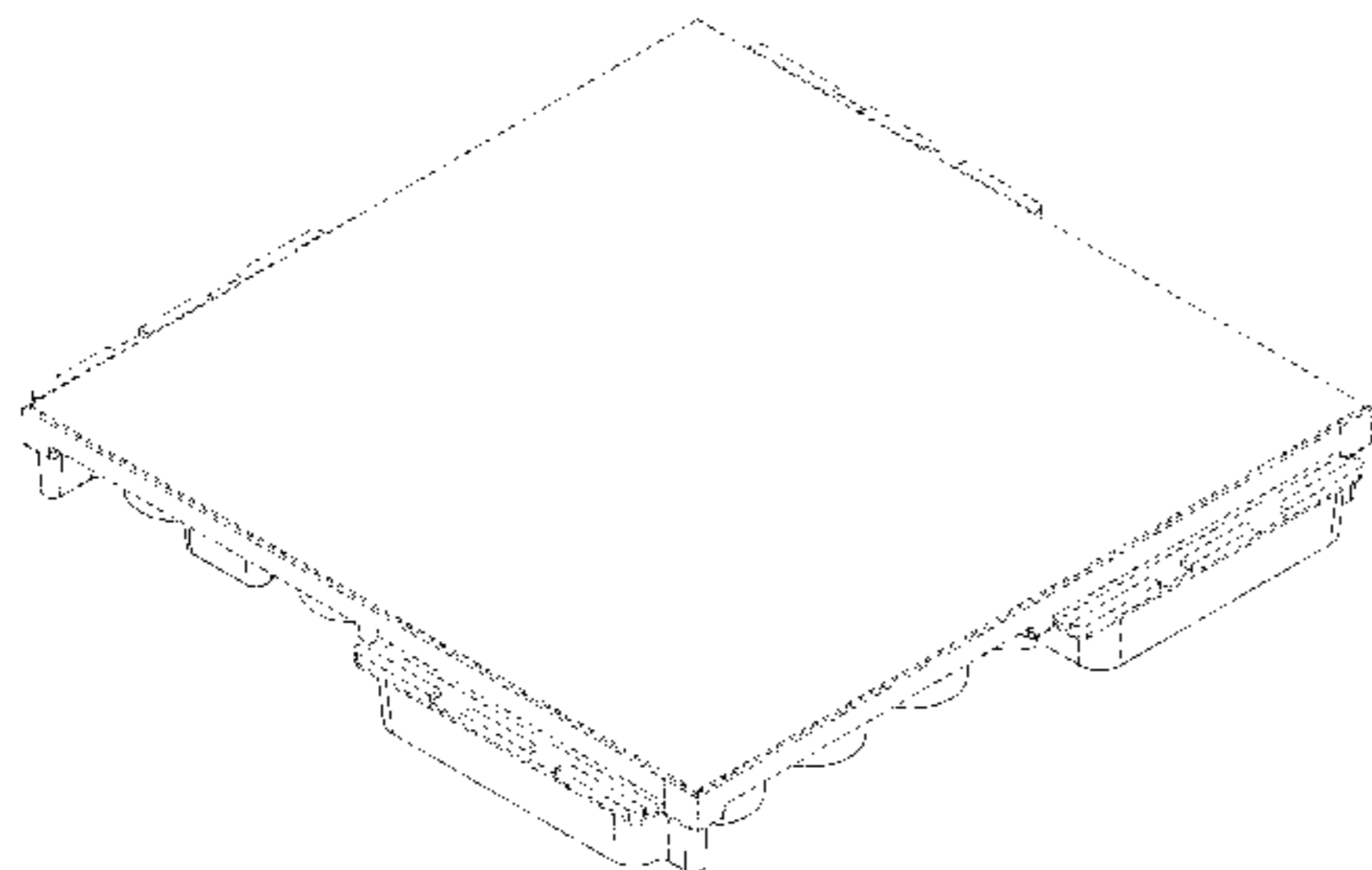
(57) **CLAIM**

The ornamental design for a tile, as shown and described.

DESCRIPTION

FIG. 1 is a top perspective view of a tile showing our new design;
FIG. 2 is a bottom perspective view of the tile;
FIG. 3 is a top plan view of the tile;
FIG. 4 is a bottom plan view of the tile;
FIG. 5 is a side elevational view of the tile, it being understood that the other side elevational views are identical; and
FIG. 6 is a cross-sectional view of the tile taken along line 6-6 in FIG. 5; and,
FIG. 7 is another side elevational view of the tile, it being understood that the opposite side elevational view is identical.
The evenly broken lines represent portions of the tile that form no part of the claimed design. The dash-dot-dash broken lines in FIGS. 2, 4 and 5 depict the boundary of the claimed design which forms no part thereof.

1 Claim, 6 Drawing Sheets



(56)

References Cited

U.S. PATENT DOCUMENTS

D644,347 S * 8/2011 Prins D25/158
8,398,332 B2 * 3/2013 Allen E01C 9/004
404/70
8,512,848 B2 * 8/2013 Reichwein B32B 3/10
428/156
D707,372 S * 6/2014 Prins D25/163
D721,191 S * 1/2015 Amend D25/157
D771,837 S * 11/2016 Astacio D25/117
D773,697 S * 12/2016 Amend D25/157
D792,987 S * 7/2017 Stiles D25/155
9,909,264 B1 * 3/2018 Stiles F21S 8/022
9,914,011 B2 * 3/2018 Downey A63B 21/4037
2018/0073253 A1 * 3/2018 Hainbach B32B 7/02
2018/0080235 A1 * 3/2018 Downey B32B 3/30
2018/0202150 A1 * 7/2018 Downey E04F 15/105

OTHER PUBLICATIONS

Rubber sportsfloor fitness flooring tiles—sofSURFACES (on-line),
no date available. Retrieved from Internet Jul. 12, 2018, URL:
<http://sofsurfaces.eu/fitness-floor> (12 pages).*

* cited by examiner

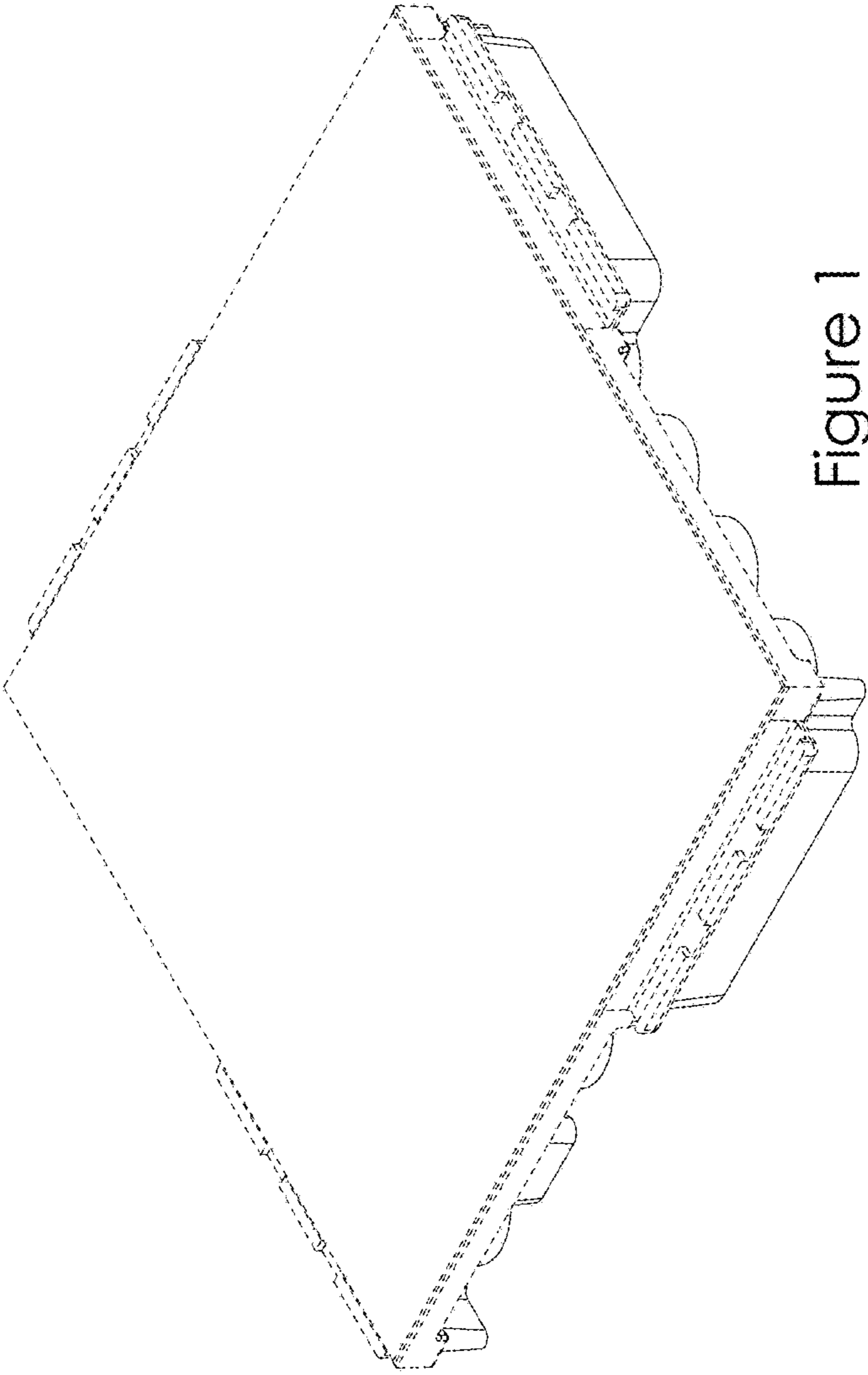


Figure 1

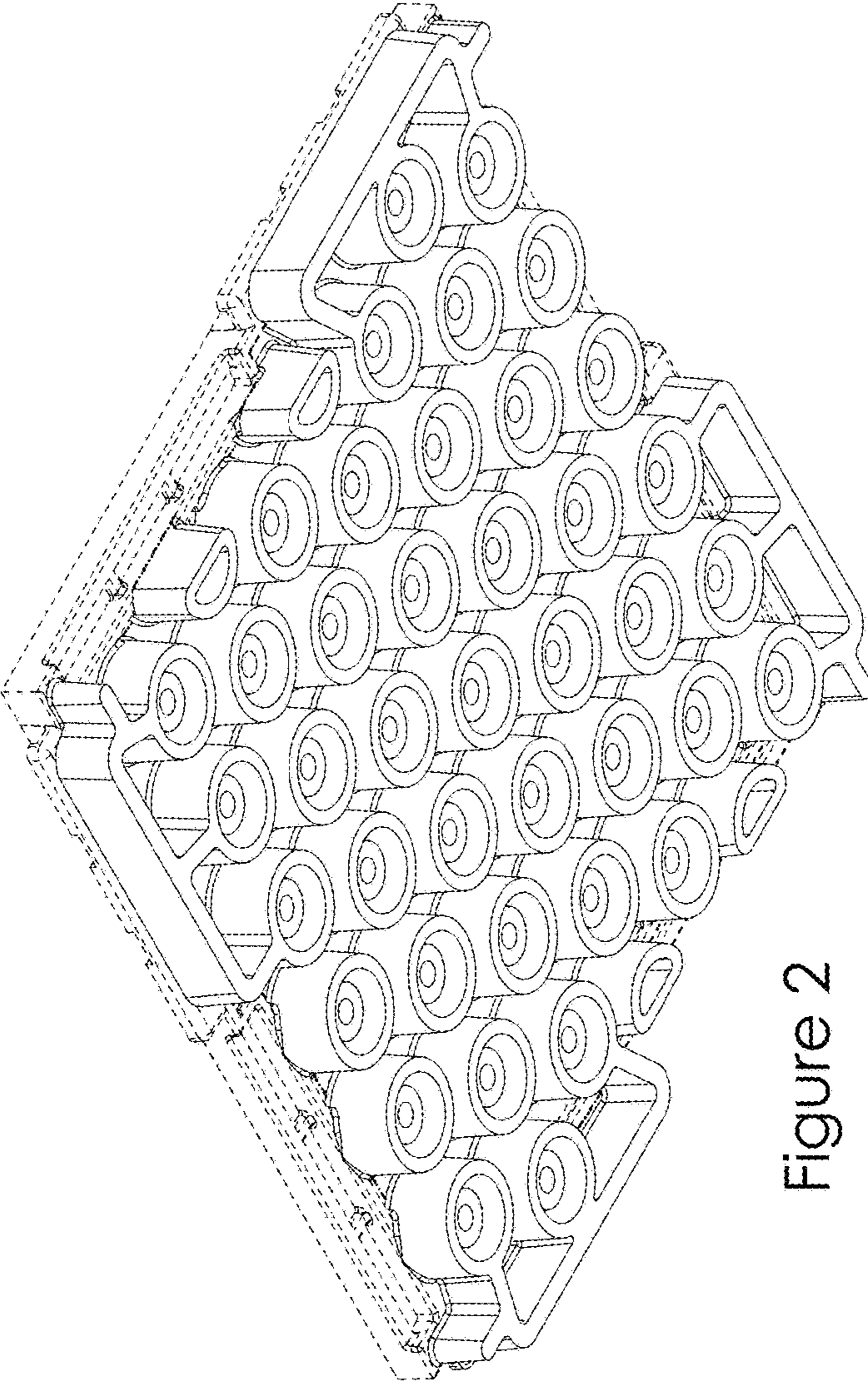


Figure 2




Figure 3

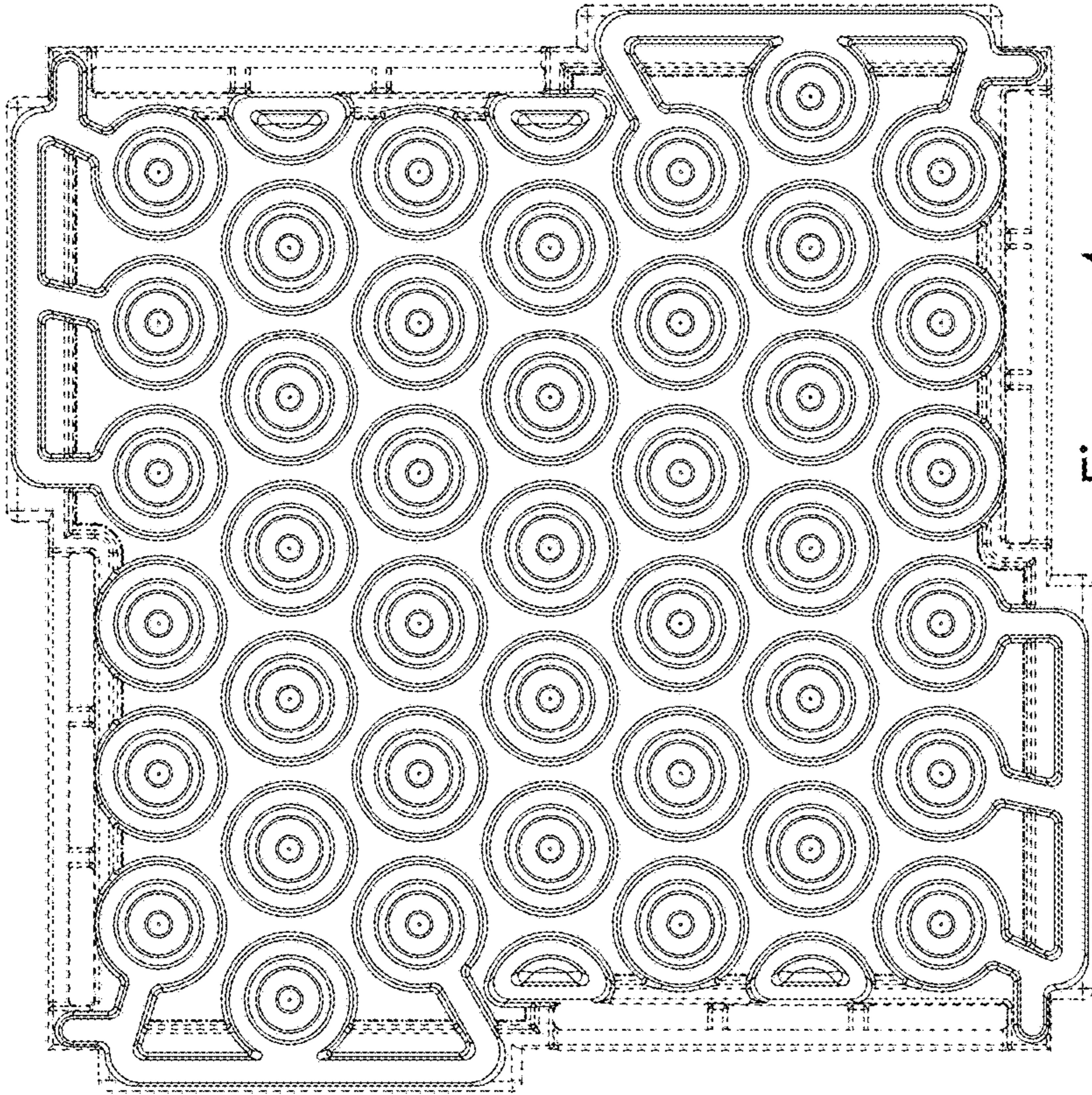


Figure 4

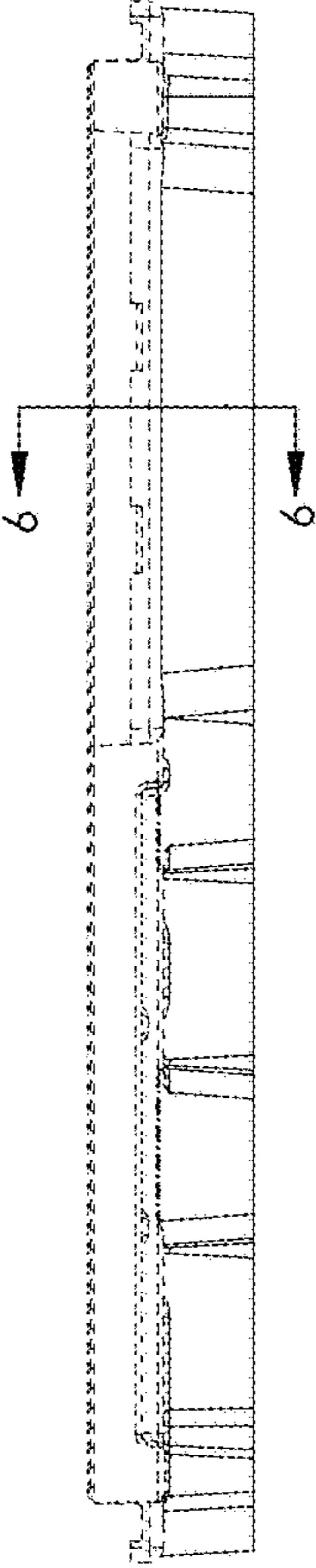


Figure 5

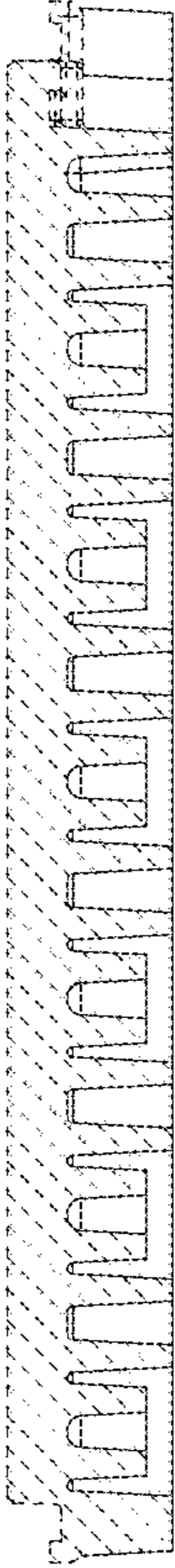


Figure 6

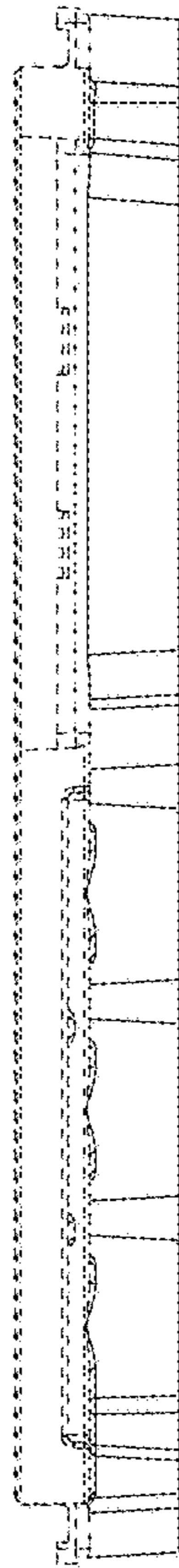


Figure 7