



US00D849272S

(12) **United States Design Patent**
Kaump

(10) **Patent No.:** **US D849,272 S**

(45) **Date of Patent:** **** May 21, 2019**

- (54) **WALL PANEL**
- (71) Applicant: **Modular Arts, Inc.**, Seattle, WA (US)
- (72) Inventor: **Donald L. Kaump**, Seattle, WA (US)
- (73) Assignee: **Modular Arts, Inc.**, Seattle, WA (US)
- (**) Term: **15 Years**
- (21) Appl. No.: **29/594,367**
- (22) Filed: **Feb. 17, 2017**
- (51) **LOC (11) Cl.** **25-01**
- (52) **U.S. Cl.**
USPC **D25/138**
- (58) **Field of Classification Search**
USPC D25/138, 139, 140, 143, 144, 145, 147,
D25/148, 149, 153, 154, 156, 157, 158,
D25/159, 160, 161, 162, 163, 104, 113,
D25/103, 105, 106, 48.3, 48.7, 48.8, 109;
D5/53, 58, 60; 52/306, 307, 316, 389,
52/746.12; 428/38, 49
CPC ... E04C 2/30; E04C 2/54; E04C 2/543; E04C
2/365; E04C 2/20; B44F 1/066; B44F
11/04; E04B 9/32; B32B 27/08; B32B
27/36; B32B 27/322; H02S 20/26
See application file for complete search history.

- 2,037,369 A * 4/1936 Eager E06B 3/01
52/455
 - 2,128,390 A * 8/1938 Zerilli B44F 11/04
427/230
 - 2,221,984 A * 11/1940 McKay B29D 29/00
156/209
 - D132,537 S * 5/1942 Rhodes D25/158
- (Continued)

Primary Examiner — Vy N Koenig
Assistant Examiner — Kimberly Barnes
 (74) *Attorney, Agent, or Firm* — Seed Intellectual
 Property Law Group LLP

(57) **CLAIM**

The ornamental design for a wall panel, as shown and described.

DESCRIPTION



FIG. 1 is a perspective view of a wall panel showing my new design.
 FIG. 2 is a front view thereof.
 FIG. 3 is a rear view thereof.
 FIG. 4 is a top view thereof.
 FIG. 5 is a bottom view thereof.
 FIG. 6 is a left side view thereof.
 FIG. 7 is a right side view thereof; and,
 FIG. 8 is a front view thereof positioned next to three other units of the wall panel.
 The broken lines in the figures represent portions of the wall panel that form no part of the claimed design. The different stippling densities used on the different surfaces are included in the drawings to represent the different degrees of shade cast on each surface, e.g., the surfaces facing the light source having the lightest stippling and the surfaces facing away from the light source having the darkest stippling. In addition, the oblique lines on selected surfaces are included to depict a smooth, flat surface, e.g., glass or a mirror. The broken lines in FIG. 8 represent environmental subject matter that forms no part of the claimed design.

1 Claim, 5 Drawing Sheets

(56) **References Cited**

U.S. PATENT DOCUMENTS

- D18,427 S * 7/1888 Koskul D25/158
- 969,460 A * 9/1910 Chartener B21D 5/08
425/336
- 1,074,824 A * 10/1913 Wadsworth B21H 1/22
122/367.1
- 1,199,133 A * 9/1916 Walsh F27D 1/02
110/338
- D54,925 S * 4/1920 Johanson D25/103
- 1,864,153 A * 6/1932 Solon C04B 41/009
428/169



(56)

References Cited

U.S. PATENT DOCUMENTS

2,371,318 A * 3/1945 Rosenfeld A45C 13/083
112/405
D175,148 S * 7/1955 Beer D5/7
2,796,636 A * 6/1957 Heerwagen E04B 1/8409
181/284
2,954,838 A * 10/1960 Nuorivaara B62J 11/00
181/290
3,068,956 A * 12/1962 Cooley F21V 5/02
181/289
3,527,004 A * 9/1970 Sorensen A63H 33/04
446/476
3,566,102 A * 2/1971 Choyke, Jr. F21V 5/00
362/317
D377,398 S * 1/1997 Adam D25/158
D587,398 S * 2/2009 Salatto-Rose D26/142
D697,641 S * 1/2014 Ghoujaei Yousefi D25/138
D704,685 S * 5/2014 Yeh D14/248
D704,861 S * 5/2014 Waters D25/138
D727,540 S * 4/2015 Martin D25/138
D783,990 S * 4/2017 Dolce D2/972
D806,905 S * 1/2018 Kitajima D25/138
D810,323 S * 2/2018 Gigli D25/138

* cited by examiner




FIG. 1

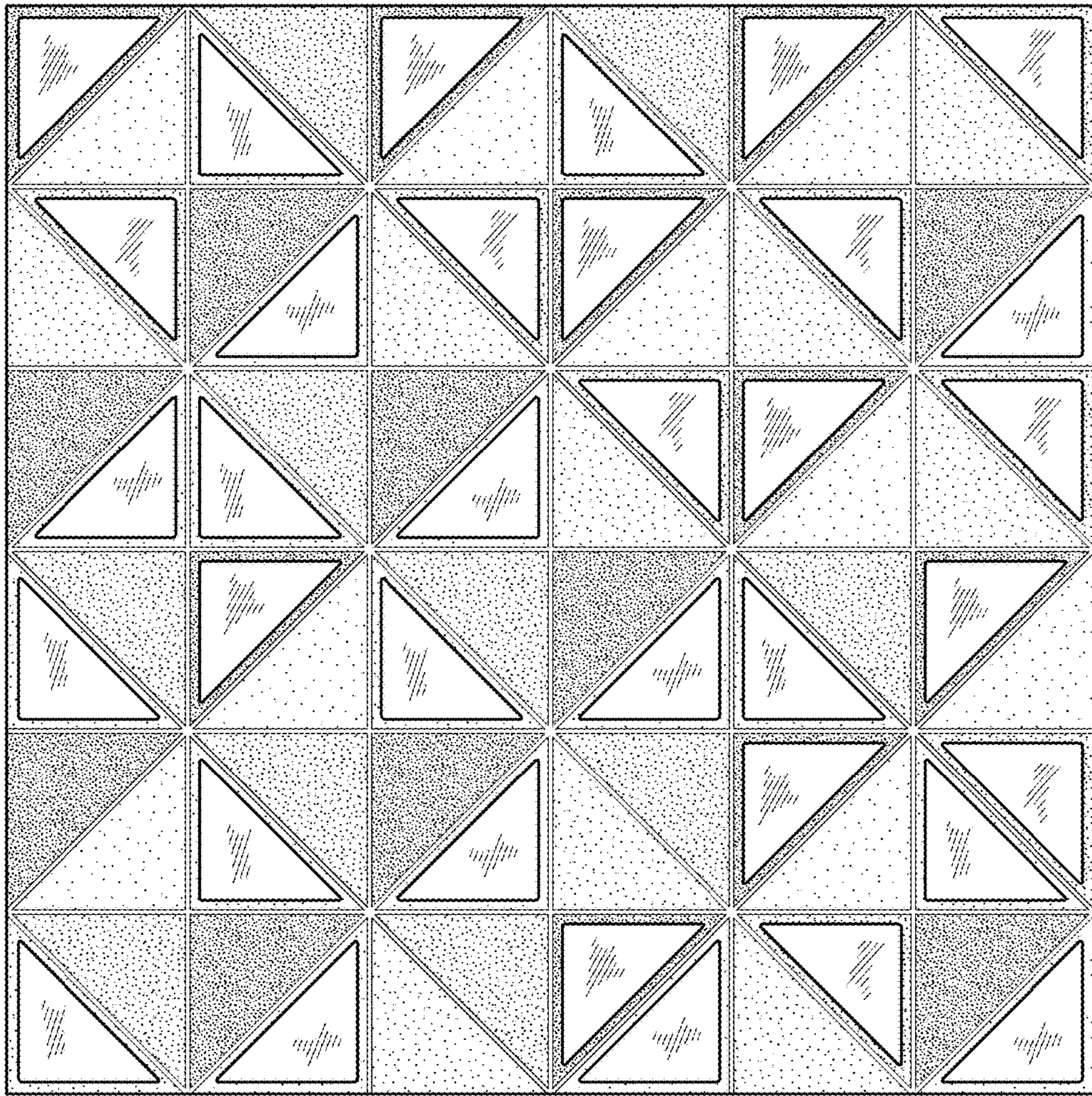


FIG. 2




FIG. 3



FIG. 4



FIG. 5



FIG. 6



FIG. 7




FIG. 8