



US00D849258S

(12) **United States Design Patent** (10) **Patent No.:** **US D849,258 S**
Zolotnik (45) **Date of Patent:** **** May 21, 2019**

- (54) **FOOT SOAKING BASIN**
- (71) Applicant: **Vladimir Zolotnik**, West Hills, CA (US)
- (72) Inventor: **Vladimir Zolotnik**, West Hills, CA (US)
- (**) Term: **15 Years**
- (21) Appl. No.: **29/584,035**
- (22) Filed: **Nov. 10, 2016**

D709,619 S *	7/2014	Tran	D24/204
D734,007 S *	7/2015	Osiol	D2/948
D746,482 S *	12/2015	Ho	D24/213
D758,601 S *	6/2016	Galati, Jr.	D24/204
D761,399 S *	7/2016	Kuzman	D23/277
D766,453 S *	9/2016	Tran	D24/204
D791,961 S *	7/2017	Song	D24/213

* cited by examiner

Primary Examiner — Susan E Krakower
Assistant Examiner — L. A. Grabenstetter
 (74) *Attorney, Agent, or Firm* — Fitch, Even, Tabin & Flannery LLP

Related U.S. Application Data

- (62) Division of application No. 29/508,739, filed on Nov. 10, 2014, now Pat. No. Des. 774,203.
- (51) **LOC (11) Cl.** **23-02**
- (52) **U.S. Cl.**
USPC **D24/204**
- (58) **Field of Classification Search**
USPC D2/946, 947, 948, 961; D10/87, 92, 94;
D24/201, 203, 204–208, 212, 213
CPC A45D 19/06; A45D 29/00; A47K 3/022;
A61H 2205/12; A61H 35/006
See application file for complete search history.

References Cited

U.S. PATENT DOCUMENTS

D126,849 S *	4/1941	Flatley	D24/213
D195,495 S *	6/1963	Bystrom	D24/205
D309,186 S *	7/1990	Hargrove	D24/205
D322,320 S *	12/1991	Cohn	D24/213
D504,178 S *	4/2005	Zolotnik	D24/213
D577,884 S *	10/2008	Swilley, Sr.	D2/946
D596,304 S *	7/2009	St-Hilaire	D24/204
D603,522 S *	11/2009	Elliott	D24/204
D630,336 S *	1/2011	Park	D24/213
D632,798 S *	2/2011	Tran	D24/204
D636,090 S *	4/2011	Tran	D24/204
D660,444 S *	5/2012	Tran	D24/204

(57) **CLAIM**

The ornamental design for foot soaking basin, as shown and described.

DESCRIPTION

FIG. 1 is a perspective view of a foot soaking basin showing my new design;
 FIG. 2 is a top plan view of the foot soaking basin of FIG. 1;
 FIG. 3 is a right side elevation view of the foot soaking basin of FIG. 1, the left side elevation view being a mirror image thereof;
 FIG. 4 is a side elevation cross-sectional view of the foot soaking basin of FIG. 8, taken along line 4-4 in FIG. 2;
 FIG. 5 is a side elevation cross-sectional view of the foot soaking basin of FIG. 8, taken along line 5-5 in FIG. 2;
 FIG. 6 is a side elevation cross-sectional view of the foot soaking basin of FIG. 8, taken along line 6-6 in FIG. 2; and,
 FIG. 7 is a bottom plan view of the foot soaking basin of FIG. 1.
 The broken lines depict unclaimed subject matter only and form no part of the claimed design.
 The broken lines and hatching in the cross-sectional views of FIGS. 4-6 show unclaimed internal structure that forms no part of the claimed design.

1 Claim, 5 Drawing Sheets

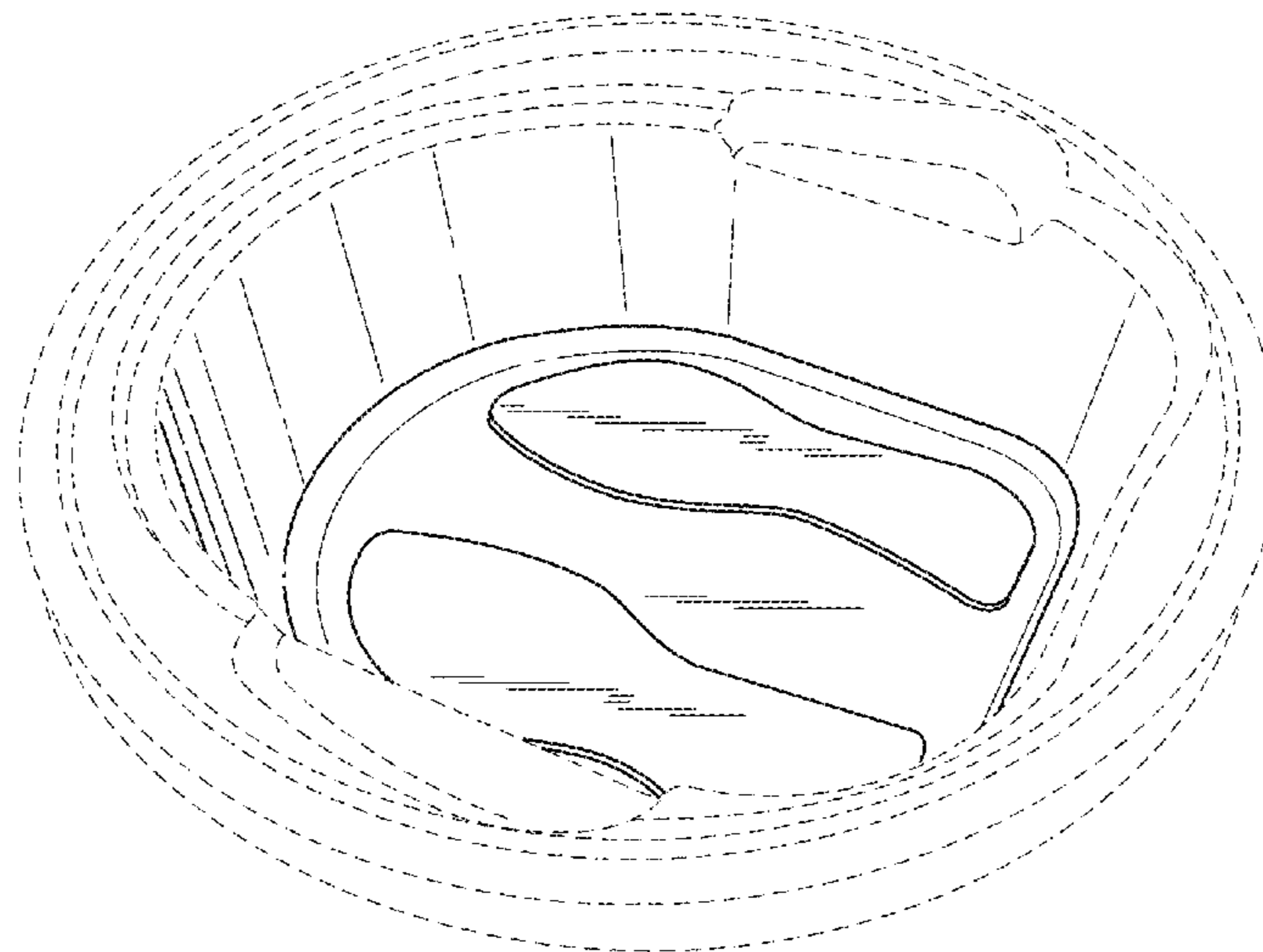


FIG. 1

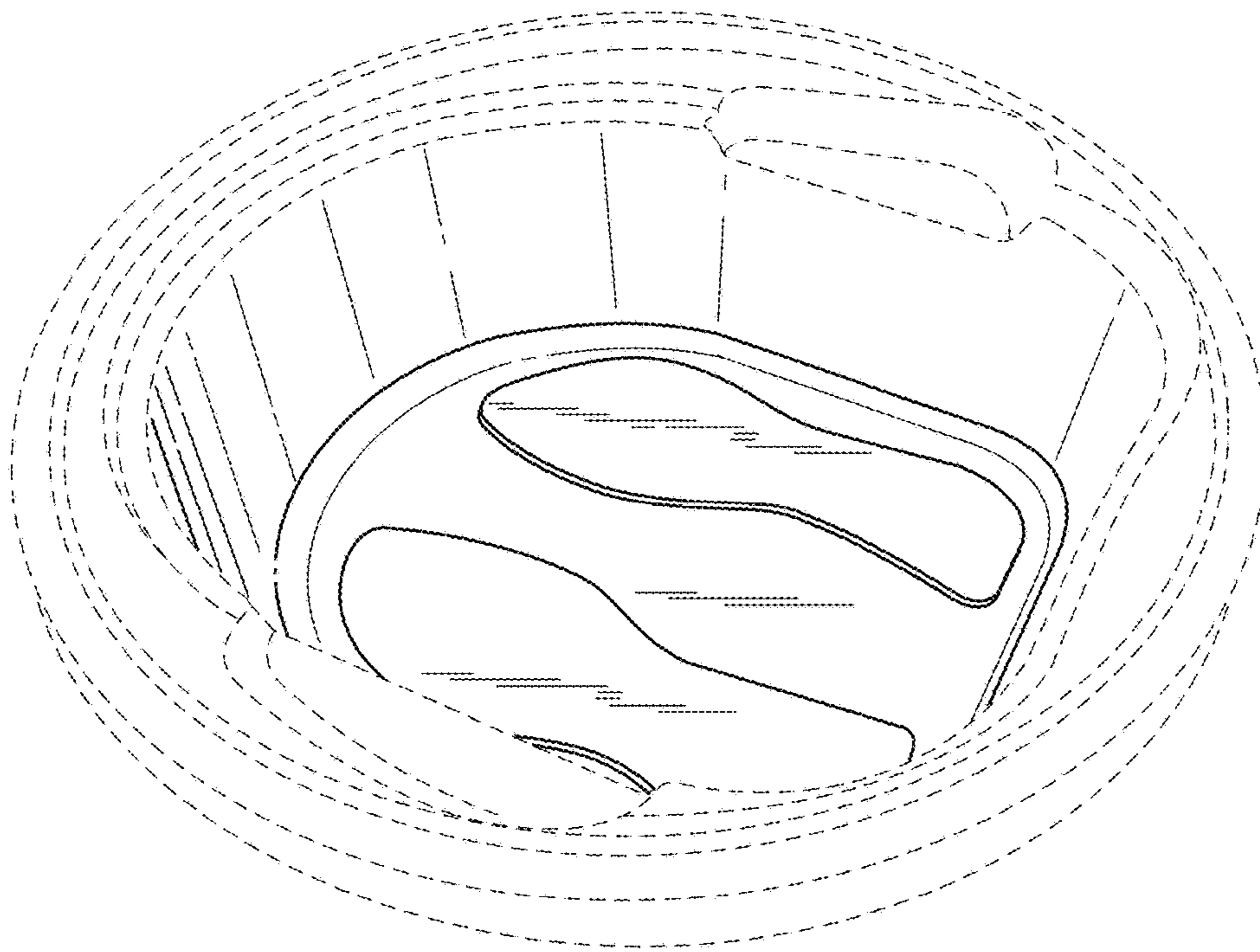


FIG. 2

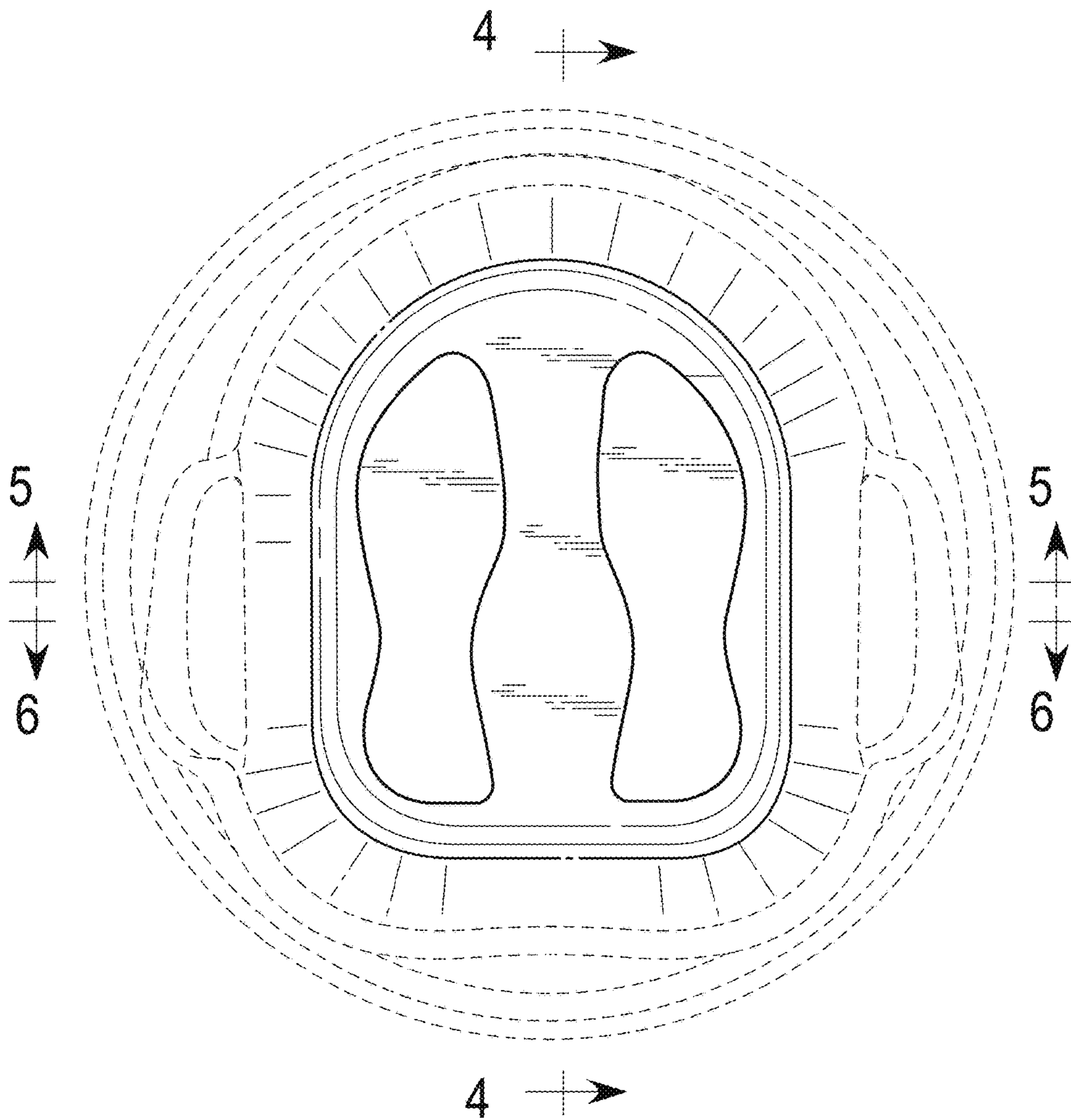


FIG. 3



FIG. 4

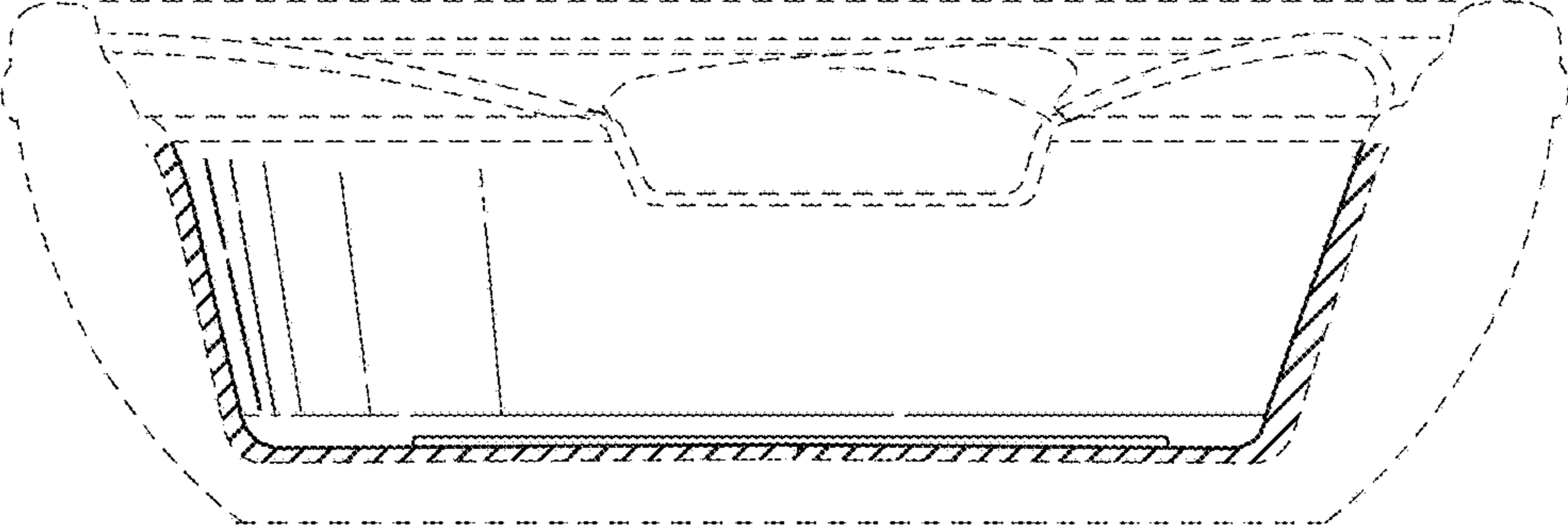


FIG. 5

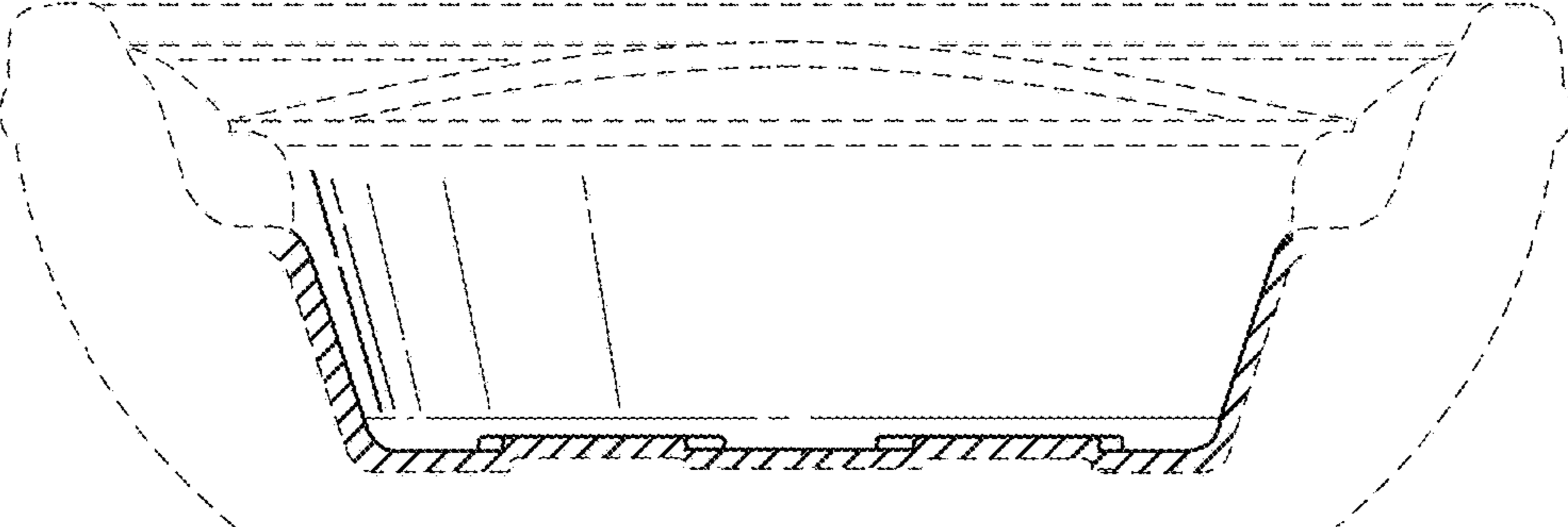


FIG. 6

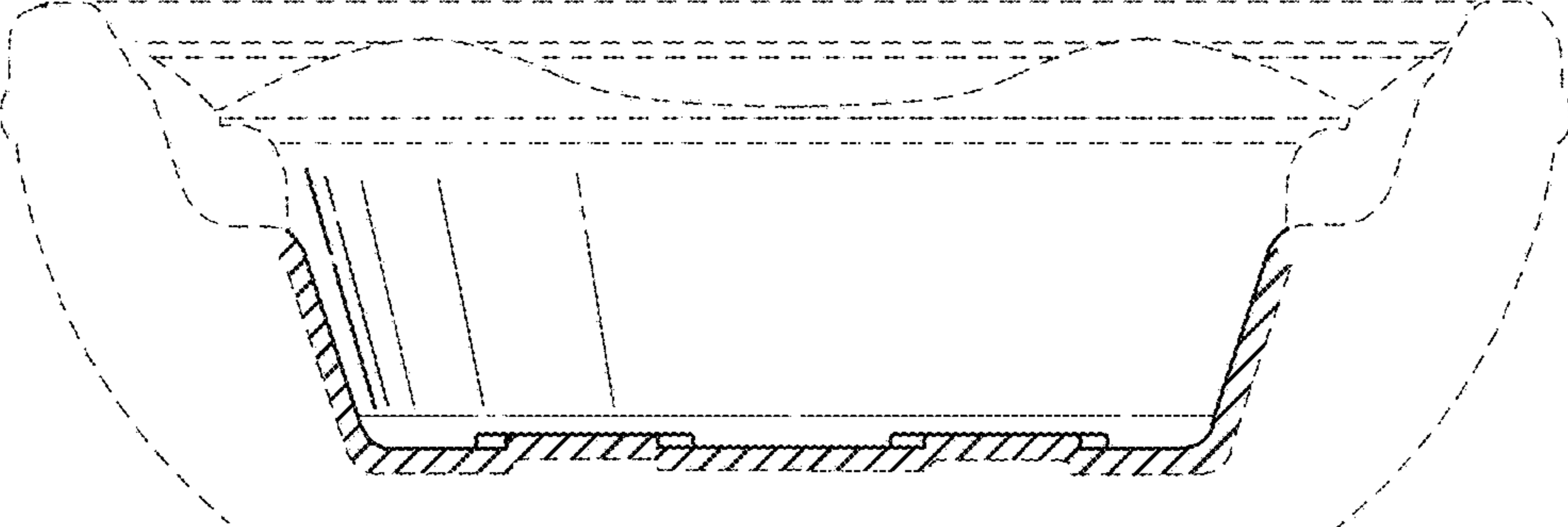


FIG. 7

