



US00D849254S

(12) **United States Design Patent** (10) **Patent No.:** **US D849,254 S**
Chase et al. (45) **Date of Patent:** **** May 21, 2019**

(54) **COMBINATION TRUNK AND LEG GARMENT**

FOREIGN PATENT DOCUMENTS

(71) Applicant: **TACTILE SYSTEMS TECHNOLOGY, INC.**, Minneapolis, MN (US)

EP 2 226 044 A2 9/2010
EP 2 462 905 B1 11/2013

(Continued)

(72) Inventors: **Daniel G. Chase**, Menomonie, WI (US); **Kristian Dior Gamble**, Minneapolis, MN (US); **Mark R. Riley**, St. Paul, MN (US); **Wade Andrew Zander**, Minneapolis, MN (US)

OTHER PUBLICATIONS

Youtube.Treating Lymphedema—The Flexitouch System Lymphedema Pump—Tactile Medical. Dec. 30, 2014 [earliest online date], [site visited May 15, 2018]. Available from Internet, <URL:https://www.youtube.com/watch?v=NU-naf4elzM>. (Year: 2014).*

(Continued)

(73) Assignee: **TACTILE SYSTEMS TECHNOLOGY, INC.**, Minneapolis, MN (US)

Primary Examiner — George D. Kirschbaum

Assistant Examiner — Darcey E Heflin

(**) Term: **15 Years**

(74) *Attorney, Agent, or Firm* — Muetting, Raasch & Gebhardt, P.A.

(21) Appl. No.: **29/619,417**

(57) **CLAIM**

(22) Filed: **Sep. 28, 2017**

The ornamental design for a combination trunk and leg garment, as shown and described.

(51) **LOC (11) Cl.** **24-04**

(52) **U.S. Cl.**
USPC **D24/190**

(58) **Field of Classification Search**
USPC D24/155, 188–192, 199, 200, 206, D24/212–214; D29/113, 117.1, 117.2, D29/118, 119, 120.1, 121.1, 121.2, 123; D2/610, 612, 616, 617, 621, 980, D2/983–988, 994
CPC A61H 9/0078; A61H 9/0092; A61H 1/008
See application file for complete search history.

DESCRIPTION

FIG. 1 is a front perspective view of a combination trunk and leg garment in accordance with the claimed design; FIG. 2 is a left perspective view of the design of FIG. 1; FIG. 3 is a rear perspective view of the design of FIG. 1; FIG. 4 is a right perspective view of the design of FIG. 1; and, FIG. 5 is a bottom perspective view of the design of FIG. 1. The dash-dash broken lines in the figures represent environment in which the claimed design may be embodied, and which form no part of the claimed design. The combination trunk and leg garment is shown with a symbolic break in its length. The appearance of any portion of the article between the break lines forms no part of the claimed design.

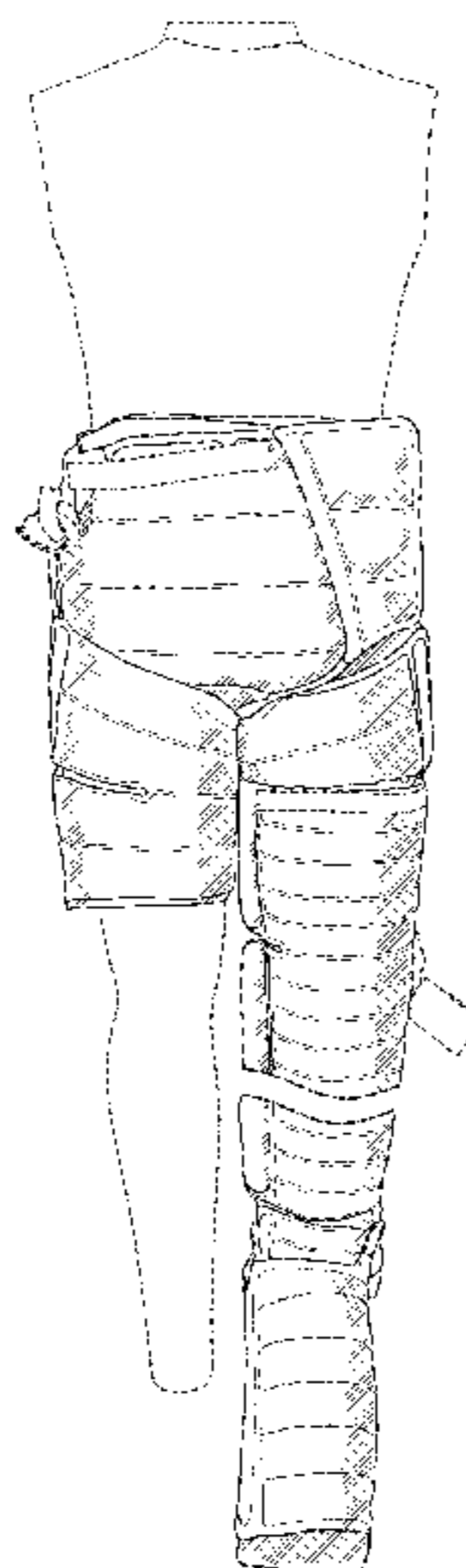
(56) **References Cited**

U.S. PATENT DOCUMENTS

D29,254 S * 8/1898 Fay D2/983
1,147,560 A 7/1915 Shurtleff
1,608,239 A 11/1926 Rosett
1,795,893 A 3/1931 Rosett
D136,000 S * 7/1943 Leszczynski D2/984

(Continued)

1 Claim, 5 Drawing Sheets



(56)

References Cited

U.S. PATENT DOCUMENTS

2,345,073 A 3/1944 Rosett
 2,361,242 A 10/1944 Rosett
 3,880,149 A 4/1975 Kawaguchi
 D235,038 S * 5/1975 Lockes D2/984
 4,057,046 A 11/1977 Kawaguchi
 4,338,923 A 7/1982 Gelfer et al.
 4,453,538 A 6/1984 Whitney
 4,552,132 A 11/1985 Ruscigno
 4,573,453 A 3/1986 Tissot
 4,753,226 A 6/1988 Zheng et al.
 4,762,121 A 8/1988 Shienfeld
 4,865,020 A 9/1989 Bullard
 4,941,458 A 7/1990 Taheri
 4,989,589 A * 2/1991 Pekanmaki A61H 9/0078
 601/150
 5,014,681 A 5/1991 Neeman et al.
 5,031,604 A 7/1991 Dye
 5,052,377 A 10/1991 Frajgenrajch
 5,288,286 A 2/1994 Davis
 D352,599 S * 11/1994 Mackie D2/980
 5,437,610 A 8/1995 Cariapa et al.
 5,453,081 A 9/1995 Hansen
 D362,955 S * 10/1995 Imboden D2/980
 5,496,262 A 3/1996 Johnson, Jr. et al.
 D377,833 S * 2/1997 Schwartz D24/190
 5,626,556 A 5/1997 Tobler et al.
 5,634,889 A 6/1997 Gardner et al.
 5,997,465 A 12/1999 Savage et al.
 6,179,796 B1 1/2001 Waldrige
 6,254,554 B1 7/2001 Turtzo
 6,315,745 B1 11/2001 Kloecker
 6,409,691 B1 6/2002 Dakin et al.
 6,436,064 B1 8/2002 Kloecker
 6,436,448 B1 8/2002 Yue
 6,558,338 B1 5/2003 Wasserman
 6,645,165 B2 11/2003 Waldrige et al.
 6,860,862 B2 3/2005 Waldrige et al.
 6,966,884 B2 11/2005 Waldrige et al.
 7,591,050 B2 9/2009 Hammerslag
 7,631,382 B2 12/2009 Dibenedetto et al.
 7,857,777 B2 12/2010 Larson et al.
 7,947,003 B2 5/2011 Bonnefin et al.
 8,046,937 B2 11/2011 Beers et al.
 8,096,964 B1 1/2012 Bruehwiler et al.
 8,381,362 B2 2/2013 Hammerslag et al.
 8,764,689 B2 7/2014 Toth
 9,027,408 B2 5/2015 Toth et al.
 D731,779 S * 6/2015 Balisy D2/742
 D759,827 S * 6/2016 Greinwalder D2/742

D784,621 S * 4/2017 Mehdizadeh D29/120.1
 2003/0032905 A1 2/2003 Waldrige et al.
 2006/0156517 A1 7/2006 Hammerslag et al.
 2007/0169378 A1 7/2007 Sodeberg et al.
 2009/0254014 A1 10/2009 Son
 2010/0228171 A1 9/2010 Waldrige
 2011/0009793 A1 1/2011 Lucero et al.
 2011/0087142 A1 4/2011 Ravikumar et al.
 2011/0257463 A1 10/2011 Nour et al.
 2012/0004587 A1 1/2012 Nickel et al.
 2012/0150086 A1 6/2012 Cohen
 2012/0179084 A1 7/2012 Lipshaw et al.
 2013/0012856 A1 1/2013 Hammerslag et al.
 2013/0269219 A1 10/2013 Burns et al.
 2013/0345612 A1 12/2013 Bannister et al.
 2014/0094728 A1 4/2014 Soderberg et al.
 2014/0123449 A1 5/2014 Soderberg et al.
 2015/0157484 A1 6/2015 Ex-Lubeskie et al.
 2015/0297437 A1 * 10/2015 Neuenhahn A61B 5/4848
 601/148
 2017/0258672 A1 * 9/2017 Wennen A61H 1/008

FOREIGN PATENT DOCUMENTS

FR 2 313 908 A1 1/1977
 FR 2 624 003 A1 11/1988
 FR 2 939 642 A1 6/2010
 GB 699152 10/1953
 SU 498943 A1 1/1976
 SU 1452523 A1 1/1989
 WO WO 95/26703 A1 10/1995
 WO WO 03/041621 A1 5/2003
 WO WO 2008/033963 A2 3/2008
 WO WO 2014/159706 A2 10/2014

OTHER PUBLICATIONS

U.S. Appl. No. 29/576,157, filed Aug. 31, 2016, Chase et al.
 U.S. Appl. No. 29/576,182, filed Aug. 31, 2016, Chase et al.
 U.S. Appl. No. 15/284,858, filed Oct. 4, 2016, Wennen et al.
 U.S. Appl. No. 15/284,870, filed Oct. 4, 2016, Wennen et al.
 U.S. Appl. No. 15/284,888, filed Oct. 4, 2016, Wennen et al.
 U.S. Appl. No. 15/286,378, filed Oct. 5, 2016, Chase et al.
 U.S. Appl. No. 15/411,003, filed Jan. 20, 2017, Wennen et al.
 U.S. Appl. No. 15/411,059, filed Jan. 20, 2017, Chase et al.
 U.S. Appl. No. 29/595,538, filed Feb. 28, 2017, Chase et al.
 U.S. Appl. No. 29/596,757, filed Mar. 10, 2017, Wennen et al.
 International Patent Application No. PCT/US1998/007042, filed Apr. 9, 1998; International Search Report dated Sep. 10, 1998; 8 pages.

* cited by examiner

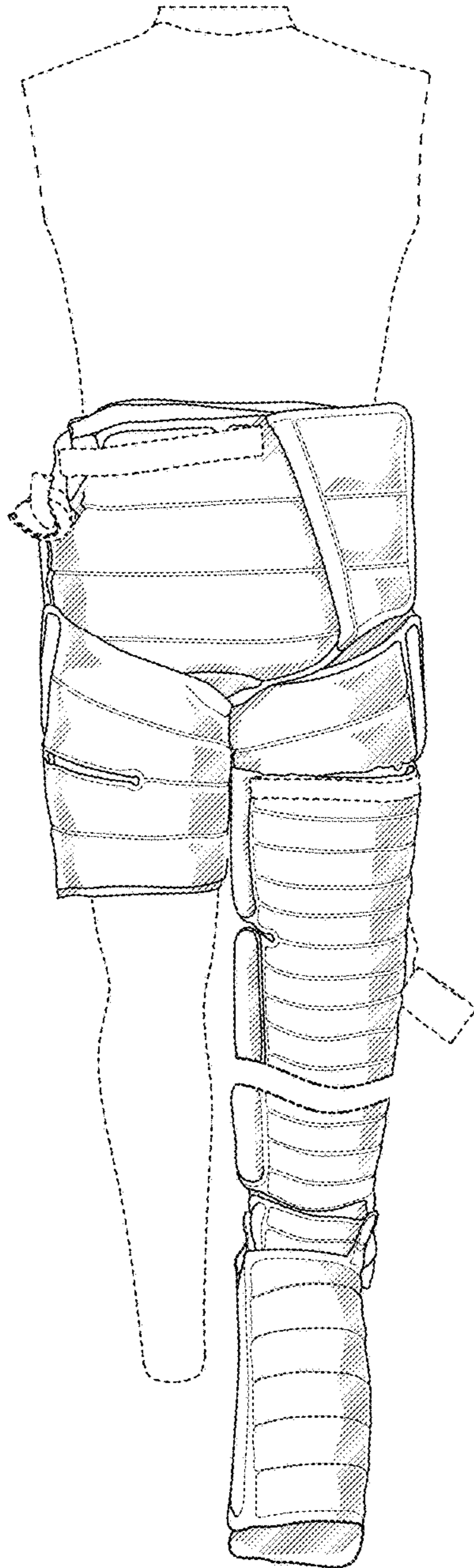


FIG. 1

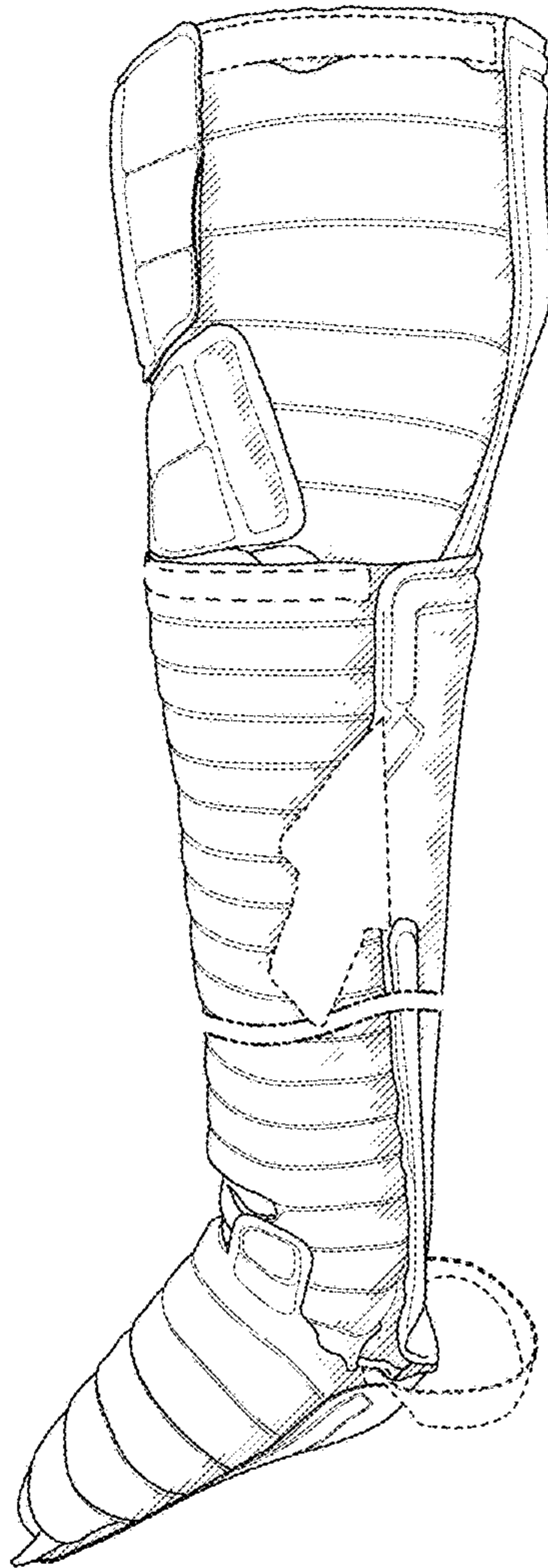


FIG. 2

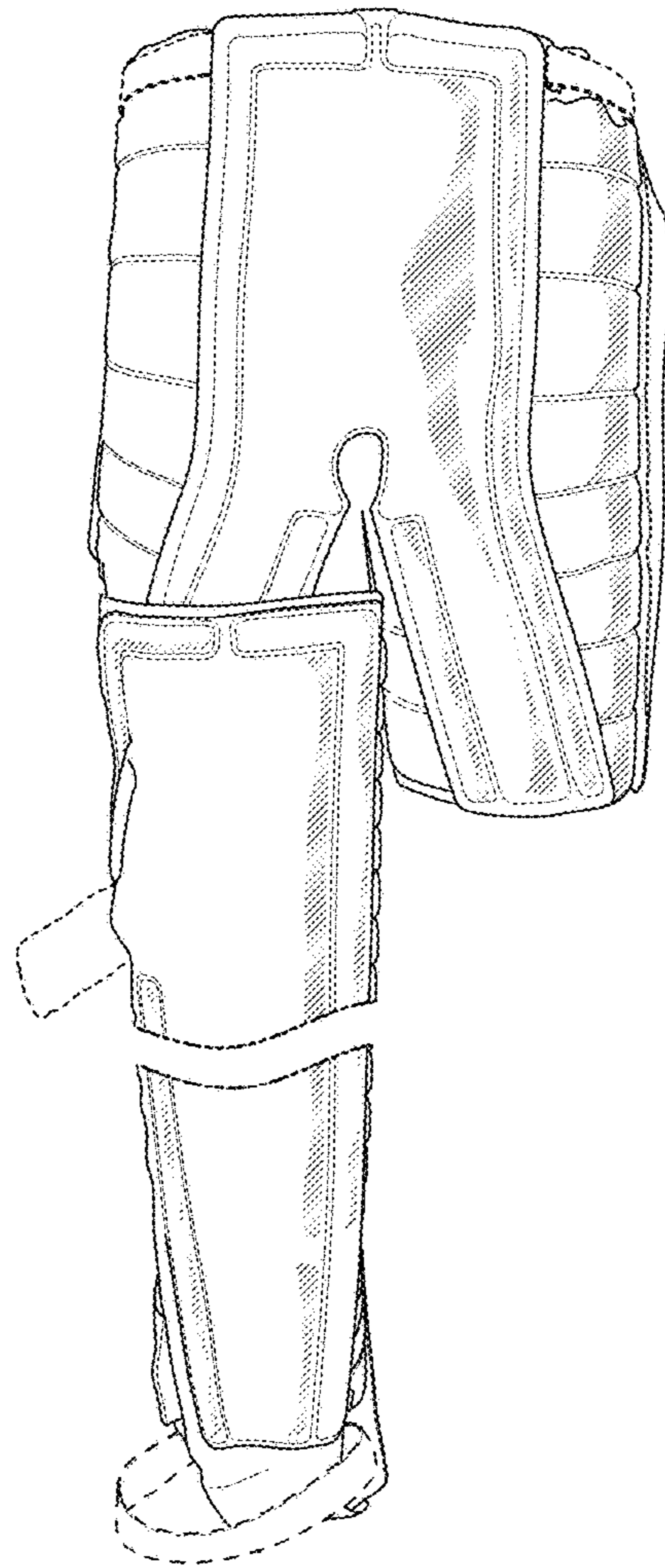


FIG. 3

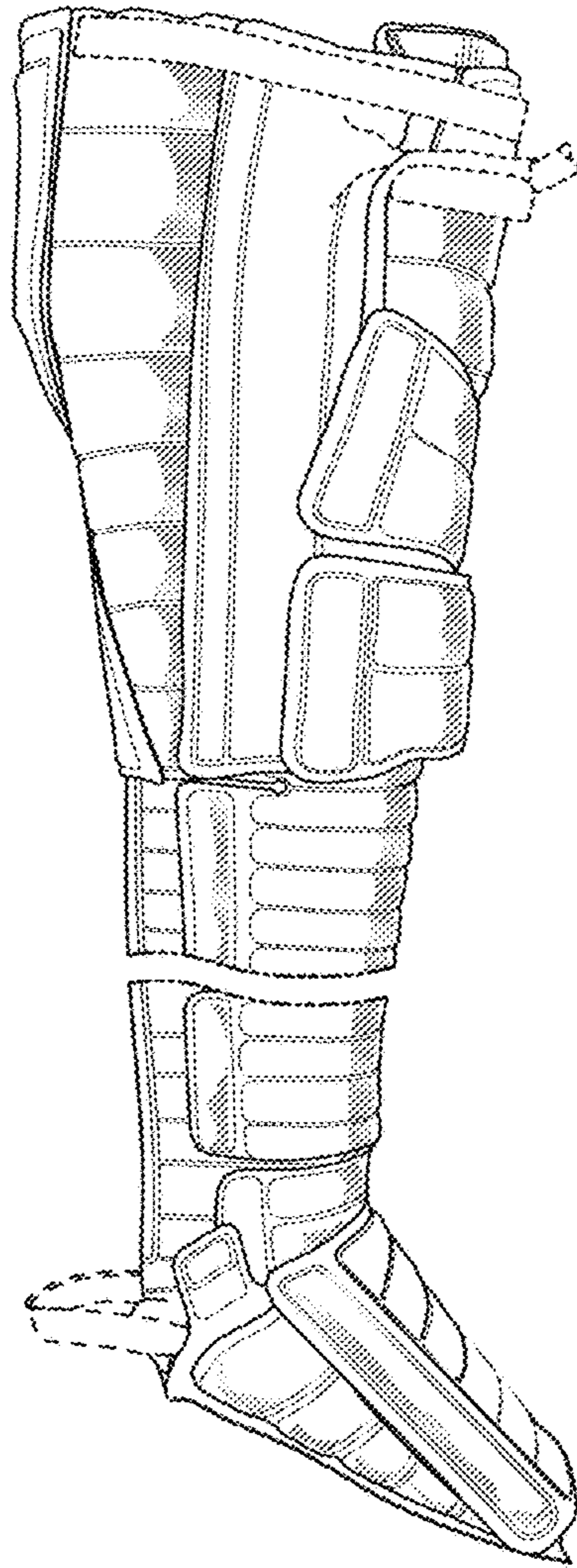


FIG. 4

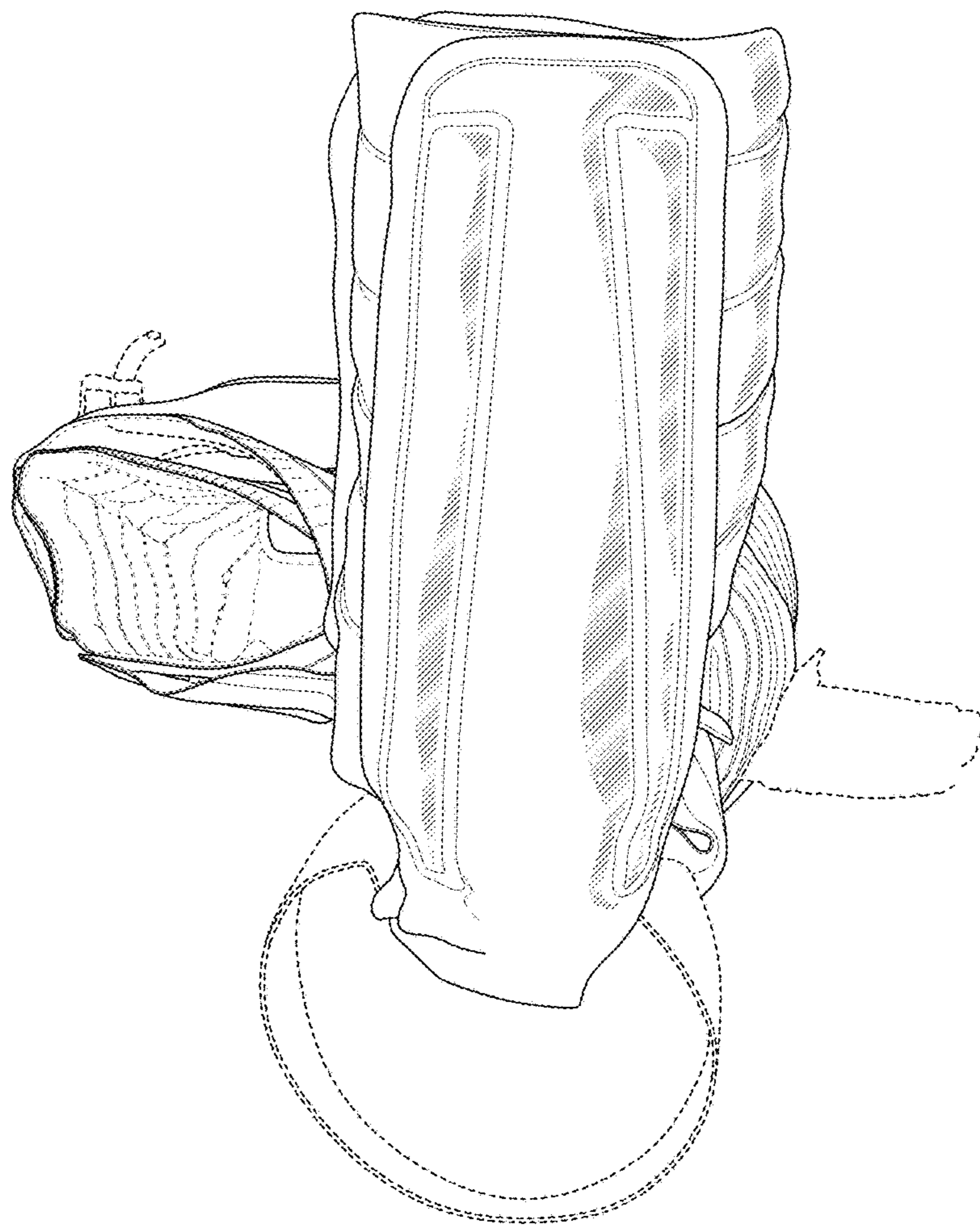


FIG. 5