



US00D849251S

(12) **United States Design Patent**
Truty et al.

(10) **Patent No.: US D849,251 S**

(45) **Date of Patent: ** *May 21, 2019**

(54) **NECK SUPPORT DEVICE**

(71) Applicants: **Daryl Truty**, North Tonawanda, NY (US); **Ryan Gebhardt**, North Tonawanda, NY (US); **David Rousselle**, North Tonawanda, NY (US)

(72) Inventors: **Daryl Truty**, North Tonawanda, NY (US); **Ryan Gebhardt**, North Tonawanda, NY (US); **David Rousselle**, North Tonawanda, NY (US)

(*) Notice: This patent is subject to a terminal disclaimer.

(**) Term: **15 Years**

(21) Appl. No.: **29/572,763**

(22) Filed: **Jul. 29, 2016**

(51) **LOC (11) Cl.** **24-01**

(52) **U.S. Cl.**
USPC **D24/184**

(58) **Field of Classification Search**
USPC D24/183-184, 188, 190-191, 200, 211, D24/215; D6/601, 596, 604; 5/600-624, 5/630-651, 653, 657; 128/845, 870, 878, 128/882, DIG. 6; 297/253, 352-353, 297/283.4, 391, 397, 411.2, 411.24, 297/423.17, 452.1, 452.29, 486-487; 602/4, 6, 13, 17-20, 23, 32; 606/240, 606/130; 248/118; 600/415
CPC ... A47B 21/0314; A47B 21/0371; A47C 1/03; A47C 1/143; A47C 16/00; A47C 16/02; A47C 20/021; A47C 20/026; A47C 20/027; A47C 20/23; A47C 20/25; A47C 20/26; A47C 20/27; A47C 27/00; A47C 27/001; A47C 27/081; A47C 27/086; A47C 27/144; A47C 27/146; A47C 7/021; A47C 7/022; A47C 7/38; A47C 7/383; A47C 7/386; A47C 7/425; A47C 7/46; A47C 7/54; A47C 7/543; A47C 7/546; A47C 7/68; A47C 7/70; A47D 15/006; A47D 15/008; A47G 9/007;

A47G 9/0253; A47G 9/10; A47G 9/1009; A47G 9/1027; A47G 9/1036; A47G 9/1045; A47G 9/1054; A47G 9/1072; A47G 9/1081; A47G 9/109; A61B 17/02; A61B 17/32; A61B 17/092; A61B 6/0421; A61B 6/501; A61B 90/11; A61B 90/14; A61F 5/01; A61F 5/0118; A61F 5/04; A61F 5/055; A61F 5/05866; A61F 5/05883; A61F 5/05858; A61F 5/37; A61F 5/3707; A61F 3/378; A61F 5/3746; A61F 5/3753; A61F 5/3761; A61F 9/04; A61F 7/0085; A61G 13/12; A61G 13/121; A61G 13/129; A61G 13/1235; A61G 15/02; A61G 15/125; A61G
(Continued)

(56) **References Cited**

U.S. PATENT DOCUMENTS

4,829,614 A * 5/1989 Harper A47G 9/1081
5/636
D333,884 S * 3/1993 Colett D28/20
(Continued)

Primary Examiner — Ian Simmons
Assistant Examiner — Mark Cavanna
(74) *Attorney, Agent, or Firm* — Vincent G. LoTempio; Kloss, Stenger & LoTempio; David T. Stephenson

(57) **CLAIM**

The ornamental design for a neck support device, as shown and described.

DESCRIPTION

FIG. 1 is a perspective view of the neck support device showing my new design;
FIG. 2 is top view of my design with the bottom view being a mirror image thereof;
FIG. 3 is a front plan view of my design with the back plan view being a mirror image thereof; and,

(Continued)

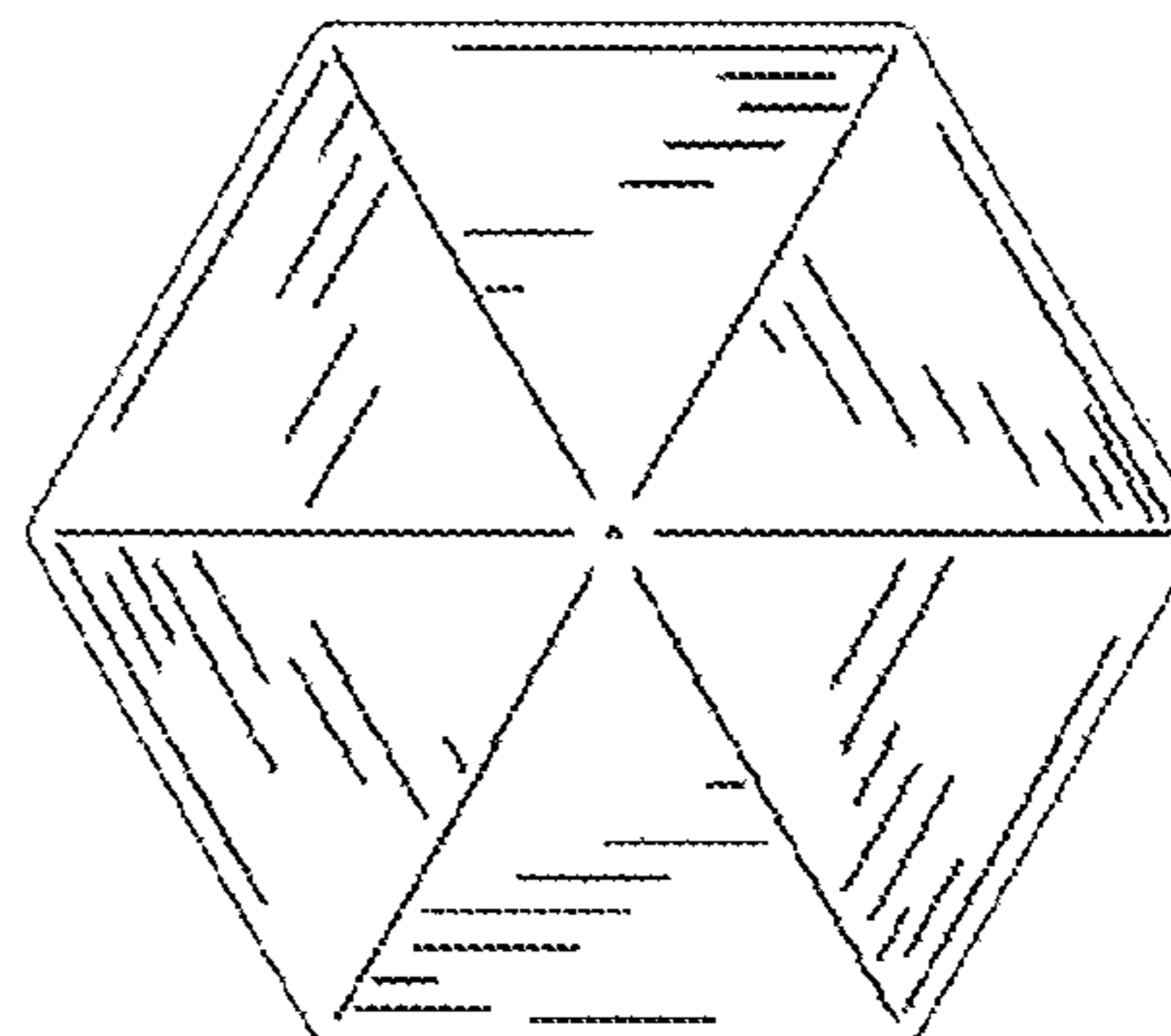
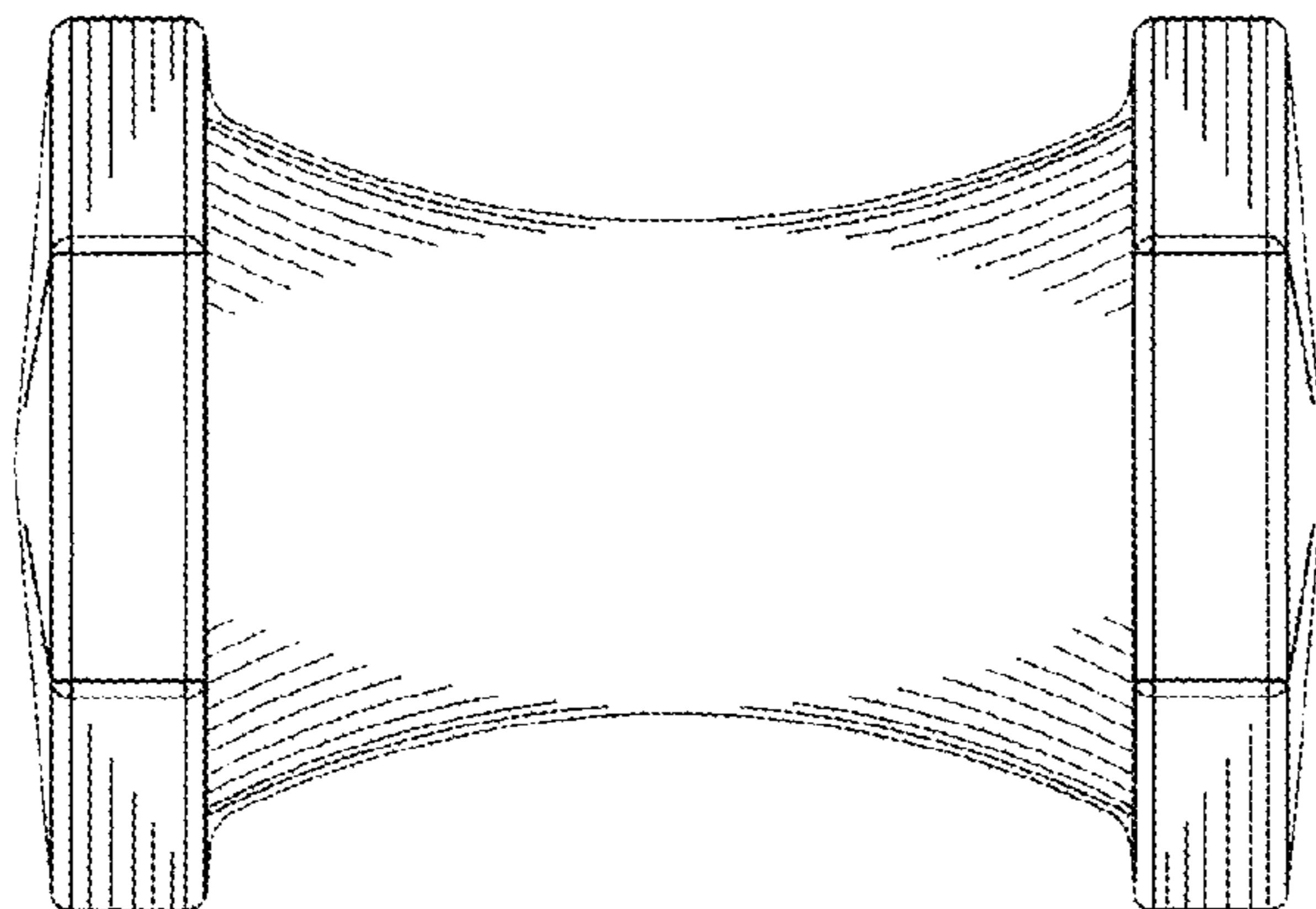


FIG. 4 is a right side view of my design with the left side view being a mirror image thereof.

1 Claim, 2 Drawing Sheets

(58) Field of Classification Search

CPC 7/065; A61G 7/072; A61G 7/075; A61G 7/0755; A61G 23/00; A61G 23/003–23/16; A61H 1/00; A61H 1/008; A61H 1/02; A61H 1/0218; A61H 1/0292; A63B 2023/003; A63B 2023/006; A63B 23/00; A63B 23/003–23/16; B60N 2/62

See application file for complete search history.

(56) References Cited

U.S. PATENT DOCUMENTS

D384,851 S * 10/1997 Heginbottom D6/596
 5,713,841 A * 2/1998 Graham A61H 1/0218
 128/DIG. 20
 D440,807 S * 4/2001 Liu 5/644

6,748,615 B1 * 6/2004 Tiedemann A47C 7/383
 297/397
 7,578,015 B1 * 8/2009 Wilson A47G 9/109
 5/636
 D627,996 S * 11/2010 Miller D6/601
 8,316,489 B1 * 11/2012 Leal A47G 9/1009
 5/640
 8,393,027 B2 * 3/2013 Weisberg A47G 9/109
 5/636
 8,668,270 B2 * 3/2014 Ciepiela A47C 7/38
 297/397
 D706,062 S * 6/2014 Murray et al. D6/601
 D708,754 S * 7/2014 Harangvolgyi D24/211
 8,851,573 B2 * 10/2014 Klock A47C 7/38
 297/391
 D718,461 S * 11/2014 Sato D24/215
 D725,407 S * 3/2015 McCracken D6/601
 9,161,642 B2 * 10/2015 Thompson et al. . A61G 13/122
 D751,724 S * 3/2016 Nelson D24/211
 D763,012 S * 8/2016 Maher D6/601
 D769,029 S * 10/2016 Okwumabua D6/601
 D787,233 S * 5/2017 Wang D6/601
 2015/0182044 A1 * 7/2015 Fan A47G 9/1027
 5/644

* cited by examiner

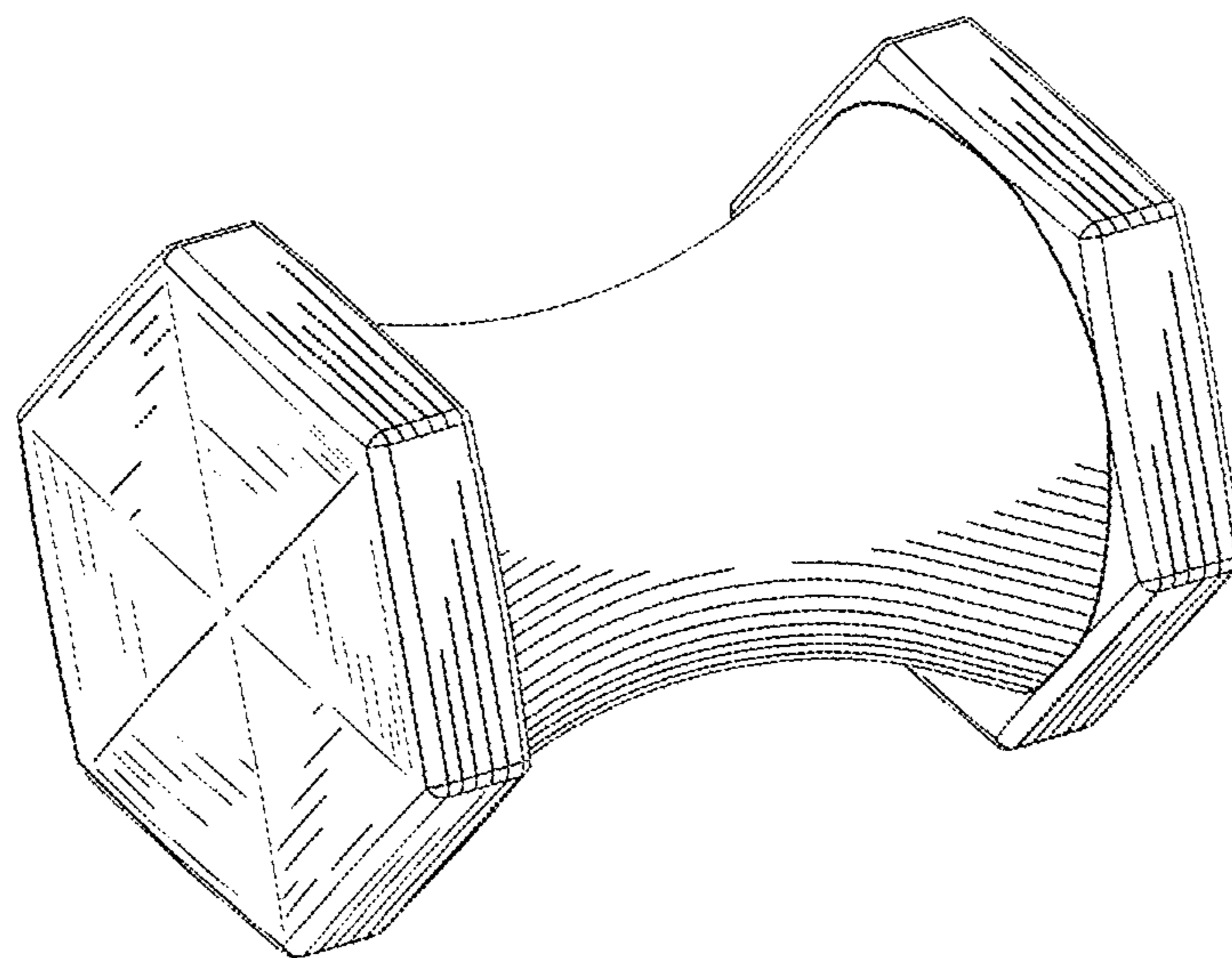


FIG. 1

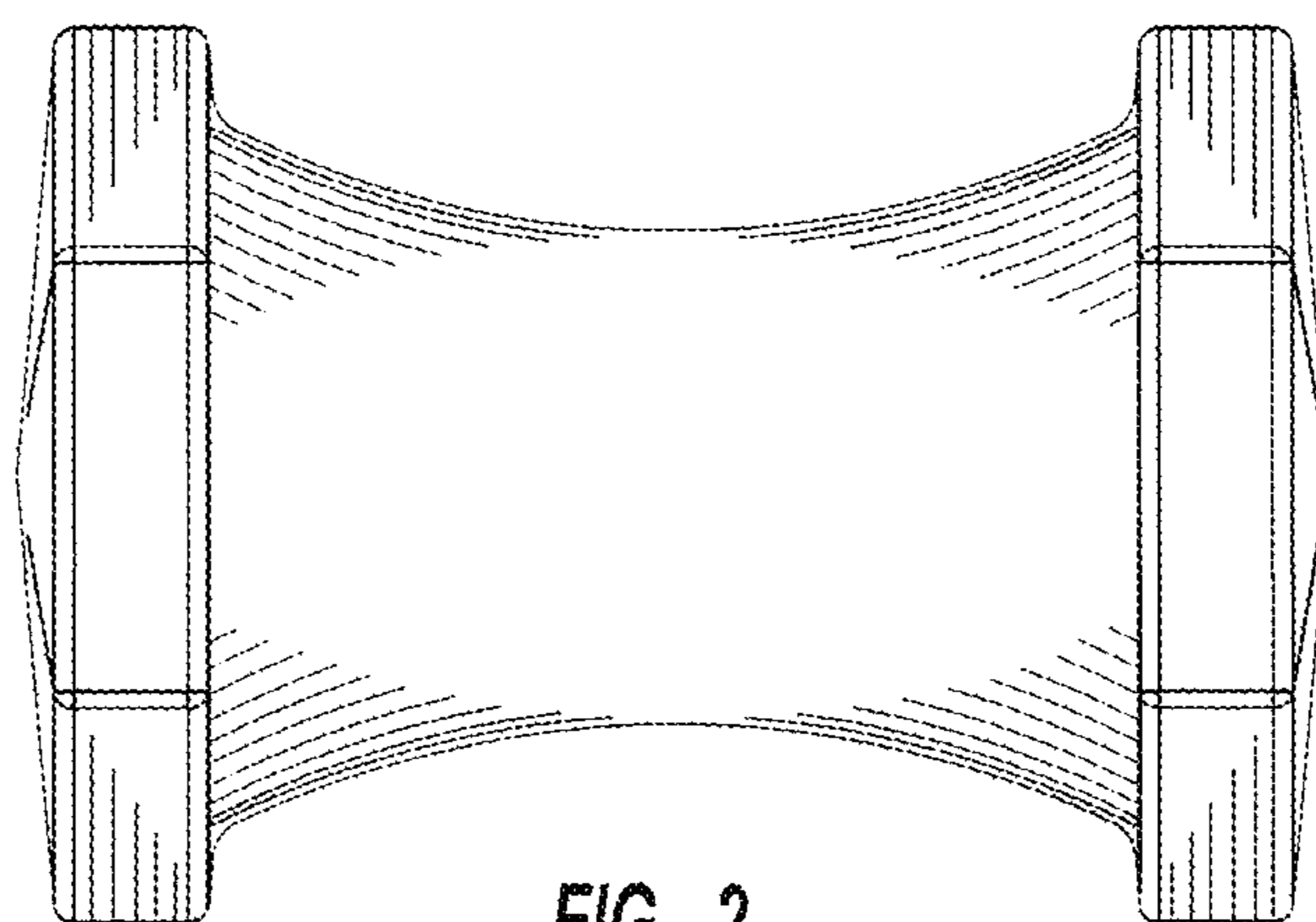


FIG. 2

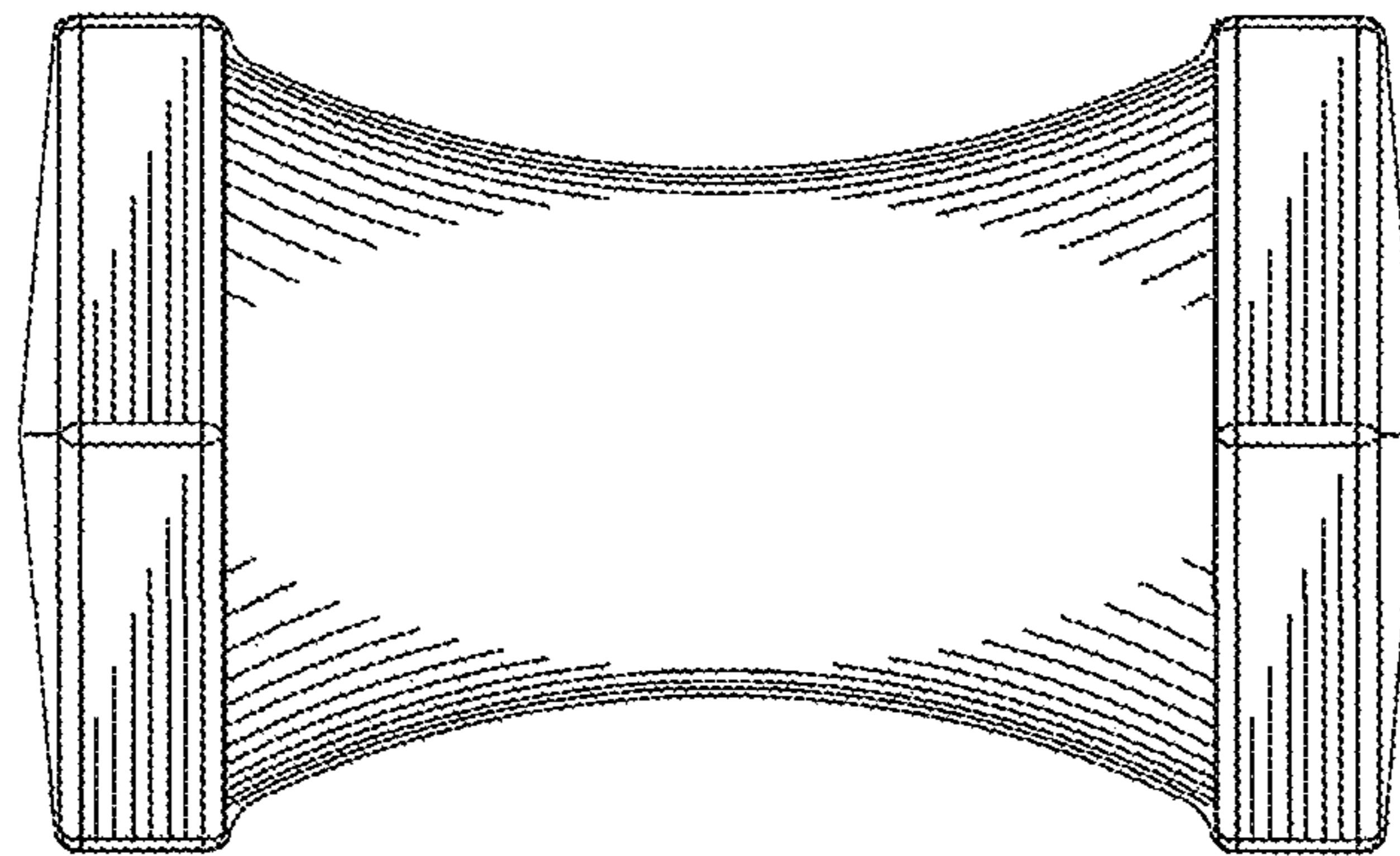


FIG. 3

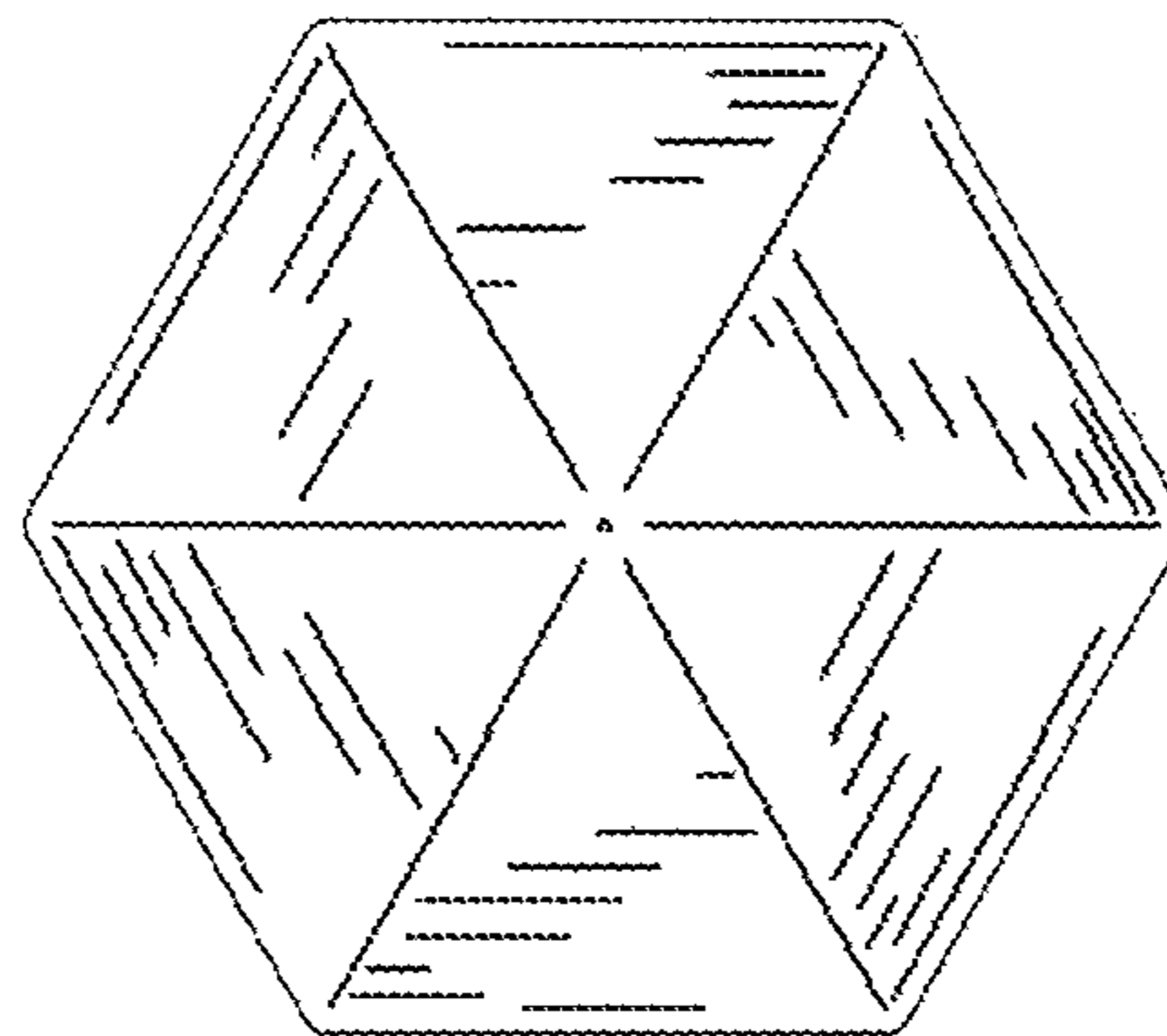


FIG. 4