



US00D849246S

(12) **United States Design Patent** (10) **Patent No.:** **US D849,246 S**
Persson et al. (45) **Date of Patent:** **** May 21, 2019**

(54) **SANITARY ARTICLE**

13/4704; A61F 13/535; A61F 13/539;
A61F 13/47; A61F 13/531

See application file for complete search history.

(71) Applicant: **SCA Hygiene Products AB**, Göteborg
(SE)

(56) **References Cited**

U.S. PATENT DOCUMENTS

(72) Inventors: **Cilla Persson**, Nösund (SE); **Anita Haraldsson Hedbratt**, Mölnlycke (SE);
My Erwander, Göteborg (SE)

D533,271 S 12/2006 Harsjo
D542,412 S 5/2007 Gubernick et al.
D546,443 S 7/2007 Persson
D592,743 S 5/2009 Moennig

(Continued)

(73) Assignee: **SCA Hygiene Products AB**, Göteborg
(SE)

OTHER PUBLICATIONS

(**) Term: **15 Years**

TENA Intimates Pads Moderate Regular <https://www.tena.us/intimates-pads-moderate-reg/4130039748,en_US,pd.html> Apr. 15, 2017 (Year: 2017).*

(Continued)

(21) Appl. No.: **29/650,945**

(22) Filed: **Jun. 11, 2018**

Primary Examiner — Garth Rademaker

Assistant Examiner — Samantha Q. Lawrence

(74) *Attorney, Agent, or Firm* — Goodwin Procter LLP

Related U.S. Application Data

(62) Division of application No. 29/589,768, filed on Jan. 4, 2017.

(57) **CLAIM**

The ornamental design for a surface pattern applied to a sanitary article, as shown and described.

(30) **Foreign Application Priority Data**

DESCRIPTION

Jul. 5, 2016 (EM) 003293372

(51) **LOC (11) Cl.** **24-04**

(52) **U.S. Cl.**

USPC **D24/125**

(58) **Field of Classification Search**

USPC D24/124, 125, 126; D2/700, 701;

604/347, 348, 354, 358–361, 378, 385.01,

604/385.201, 385.22, 385.24, 385.25;

D5/21, 25, 29, 35, 37, 39, 53, 59, 60, 61

CPC A61F 13/15; A61F 13/64; A61F 13/476;

A61F 13/5611; A61F 13/5633; A61F

FIG. 1 is a front, bottom, and left side perspective view of a surface pattern applied to a sanitary article;

FIG. 2 is a front view of the surface pattern applied to the sanitary article of FIG. 1;

FIG. 3 is a back view of the surface pattern applied to the sanitary article of FIG. 1;

FIG. 4 is a right side view of the surface pattern applied to the sanitary article of FIG. 1;

FIG. 5 is a left side view of the surface pattern applied to the sanitary article of FIG. 1;

FIG. 6 is a top view of the surface pattern applied to the sanitary article of FIG. 1;

FIG. 7 is a bottom view of the surface pattern applied to the sanitary article of FIG. 1; and,

(Continued)

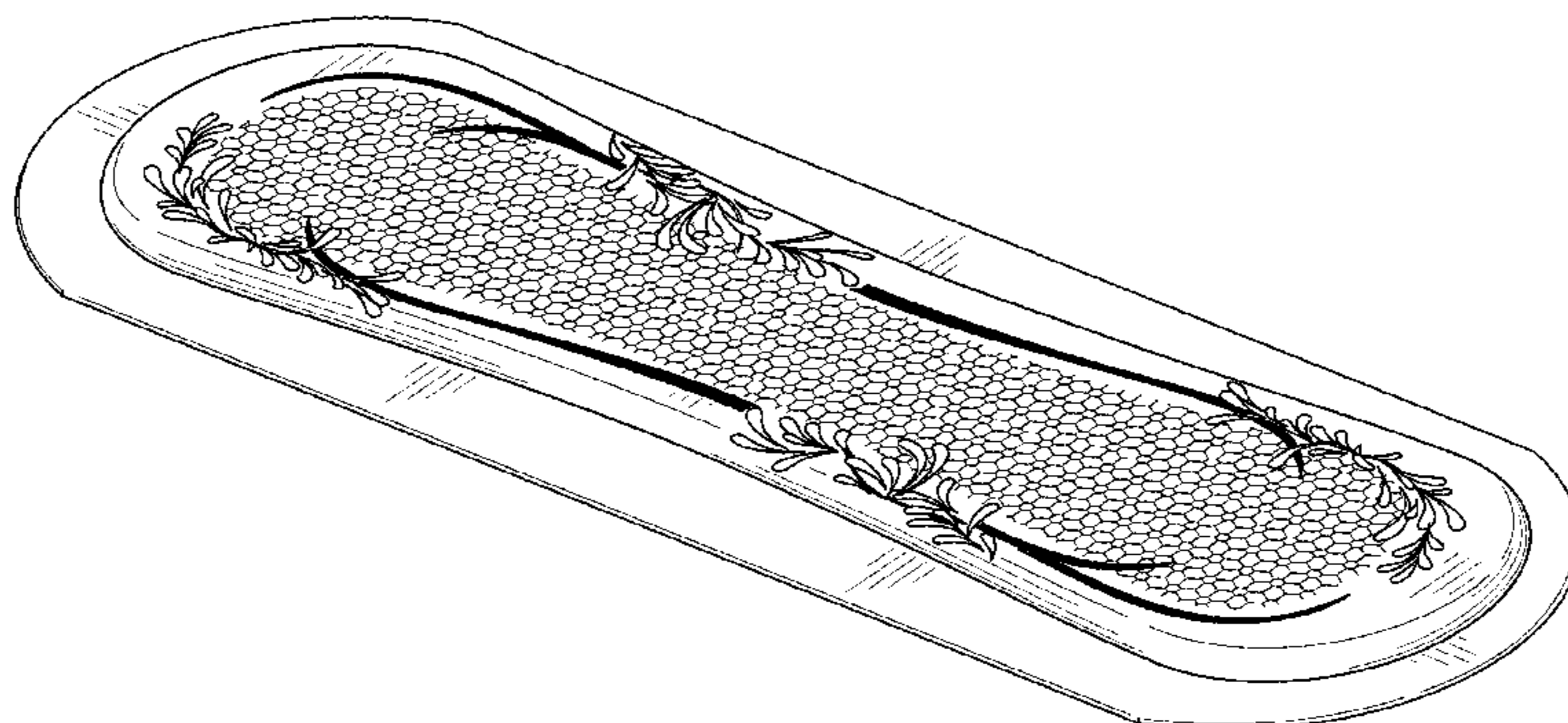


FIG. 8 is a back, bottom, and left side perspective view of the surface pattern applied to the sanitary article of FIG. 1.

1 Claim, 4 Drawing Sheets

(56)

References Cited

U.S. PATENT DOCUMENTS

D594,975 S 6/2009 Desautels et al.
D597,662 S 8/2009 Desautels et al.
D606,652 S * 12/2009 Hood D24/124
D606,653 S 12/2009 Hedbratt et al.
D614,766 S 4/2010 Hernandez
D615,194 S 5/2010 Hedbratt et al.
D664,643 S 7/2012 Ungers et al.
D674,483 S 1/2013 Hood et al.
D679,808 S * 4/2013 Hood D24/124
D706,417 S * 6/2014 Nelson D24/124

D735,325 S 7/2015 Hedbratt et al.
D748,248 S * 1/2016 Bova D24/124
D749,208 S 2/2016 Hedbratt et al.
D749,720 S 2/2016 Hedbratt et al.
D752,212 S * 3/2016 Cafarelli D24/125
D754,335 S 4/2016 Bova et al.
D755,958 S * 5/2016 Dunne D24/125
D766,428 S 9/2016 Gressle
D782,661 S 3/2017 Latshaw
D782,662 S 3/2017 Latshaw
D784,522 S 4/2017 Brechbuehler
D787,048 S * 5/2017 Vargas D24/124
D787,049 S 5/2017 Lundstrom et al.
D806,866 S * 1/2018 Bova D24/125

OTHER PUBLICATIONS

U.S. Appl. No. 29/589,767, filed Jan. 4, 2017, Sanitary Article.
U.S. Appl. No. 29/589,768, filed Jan. 4, 2017, Surface Pattern Applied to a Sanitary Article.

* cited by examiner

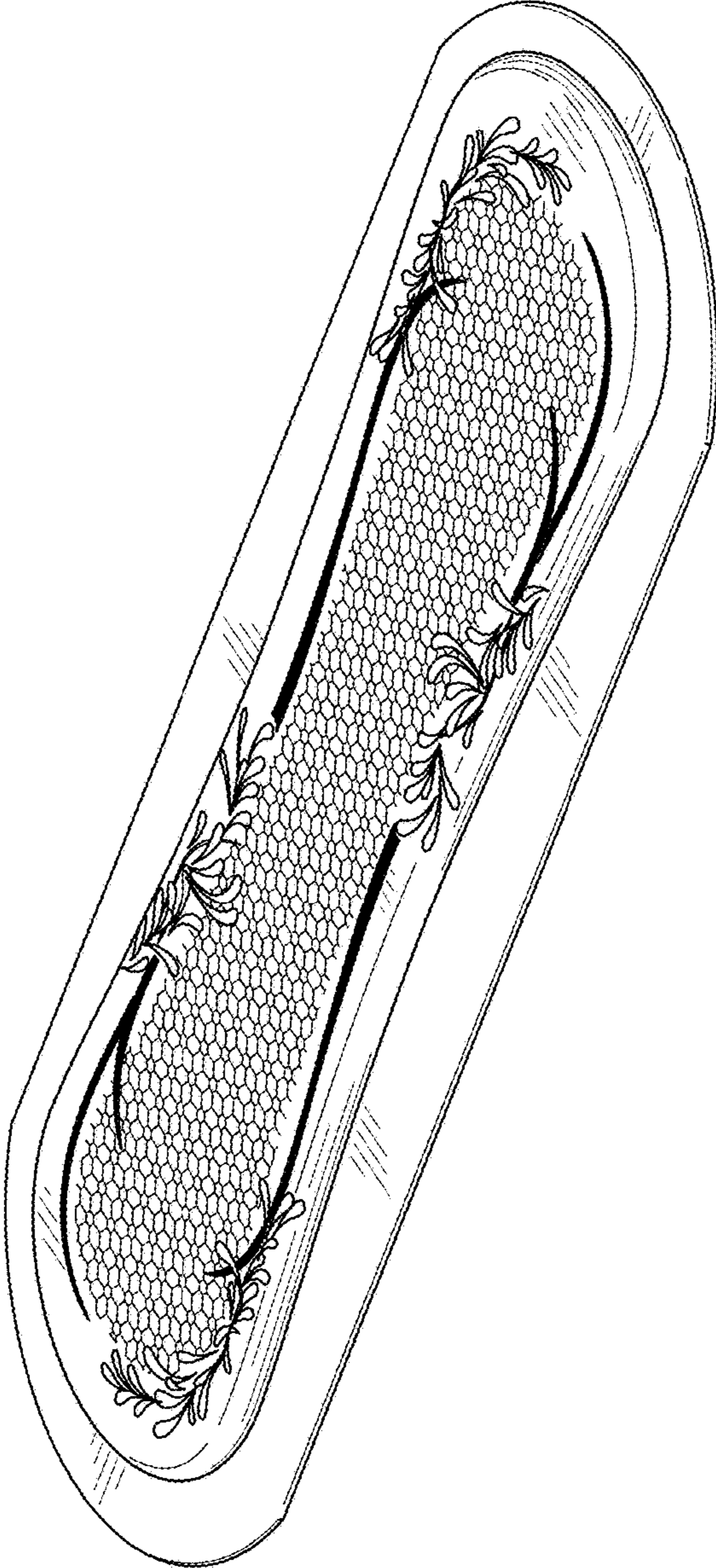


FIG. 1

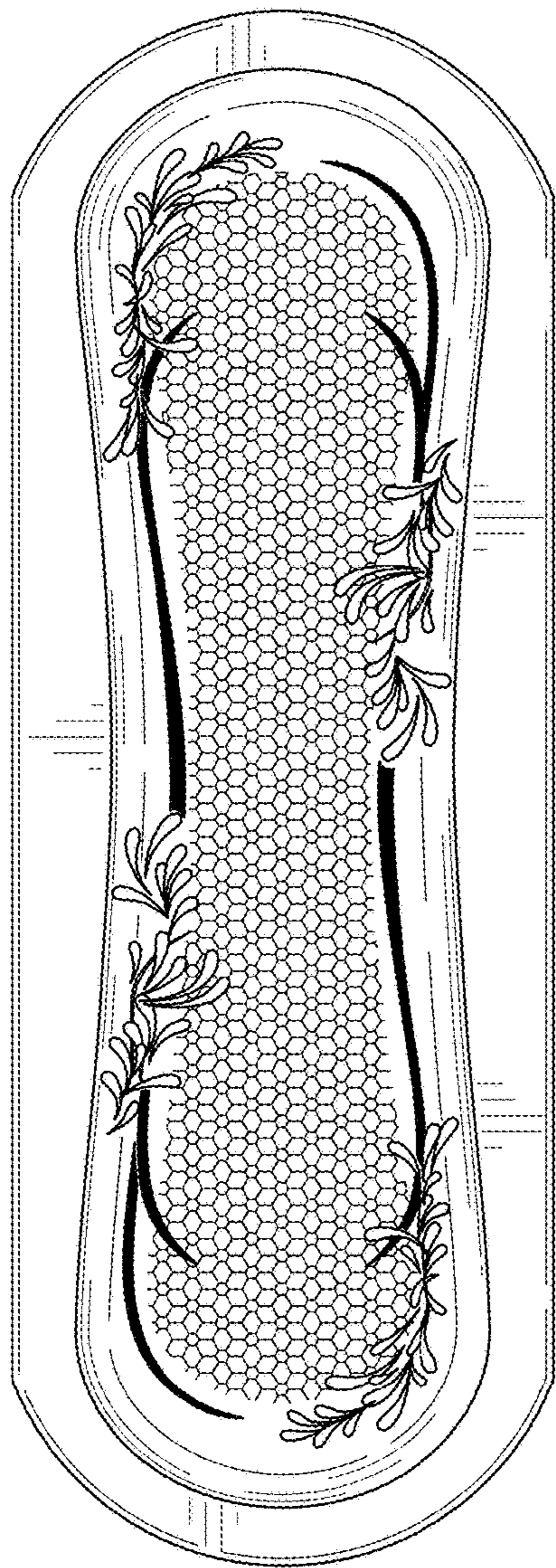


FIG. 2




FIG. 3



FIG. 4



FIG. 5




FIG. 6



FIG. 7

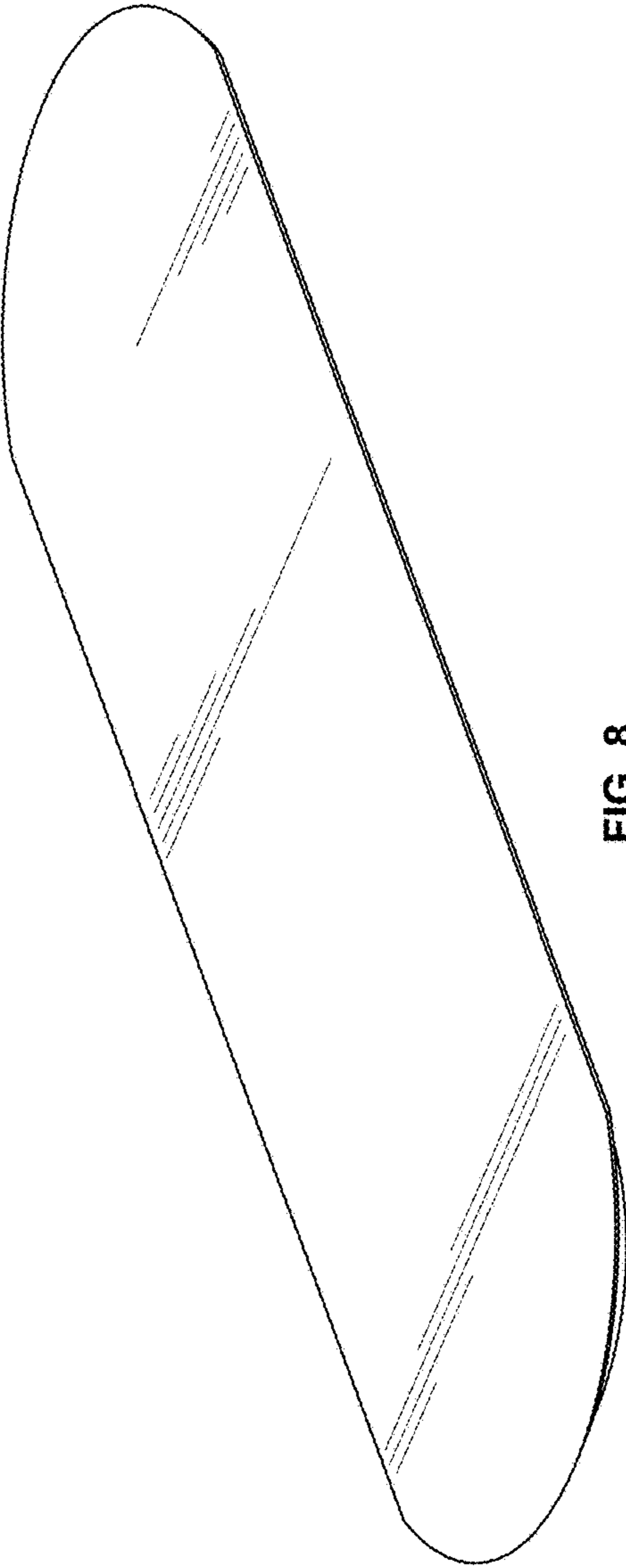


FIG. 8