



US00D849200S

(12) **United States Design Patent** (10) **Patent No.:** **US D849,200 S**
Chen (45) **Date of Patent:** **** May 21, 2019**

(54) **FAUCET**

(71) Applicant: **Hui Chen**, Ruian (CN)

(72) Inventor: **Hui Chen**, Ruian (CN)

(**) Term: **15 Years**

(21) Appl. No.: **29/668,803**

(22) Filed: **Nov. 2, 2018**

(51) **LOC (11) Cl.** **23-01**

(52) **U.S. Cl.**
USPC **D23/238**

(58) **Field of Classification Search**
USPC D23/238-243, 249, 250, 252, 254-255,
D23/257, 245; D08/300; D7/394, 622,
D7/709, 319, 312, 317, 321; D9/797,
D9/545, 435
CPC Y10T 137/9464
See application file for complete search history.

(56) **References Cited**

U.S. PATENT DOCUMENTS

| | | | | | |
|------------|---|---------|--------------|-------|---------|
| D59,534 S | * | 11/1921 | Barchoff | | D7/394 |
| D256,204 S | * | 8/1980 | Adiv-Maccise | | D7/317 |
| D387,130 S | * | 12/1997 | Warshawsky | | D23/238 |
| D479,312 S | * | 9/2003 | Yegyayan | | D23/238 |

| | | | | |
|------------|---|---------|---------|---------------|
| D510,411 S | | 10/2005 | Lord | |
| D515,663 S | | 2/2006 | Lin | |
| D525,470 S | * | 7/2006 | Morgan | D7/317 |
| D581,030 S | * | 11/2008 | Fritz | D23/255 |
| D582,017 S | * | 12/2008 | Yuan | D23/255 |
| D717,917 S | * | 11/2014 | Rexach | D23/249 |
| D728,999 S | * | 5/2015 | Barberi | D7/394 |
| D787,935 S | * | 5/2017 | Kaiser | D9/435 |
| D797,903 S | * | 9/2017 | Zhang | D23/257 |
| D805,611 S | | 12/2017 | Rexach | |

* cited by examiner

Primary Examiner — Robert A Delehanty
(74) *Attorney, Agent, or Firm* — Wayne. V. Harper

(57) **CLAIM**

I claim the ornamental design for a faucet, as shown and described.

DESCRIPTION

FIG. 1 is a perspective view of a faucet showing my new design;
FIG. 2 is a back-side view of the faucet as shown in FIG. 1;
FIG. 3 is a front-side view of the faucet as shown in FIG. 1;
FIG. 4 is a left-side view of the faucet as shown in FIG. 1;
FIG. 5 is a right-side view of the faucet as shown in FIG. 1;
and,
FIG. 6 is a top-side view of the faucet as shown in FIG. 1.
No particular colour scheme forms part of the claimed design.

1 Claim, 6 Drawing Sheets

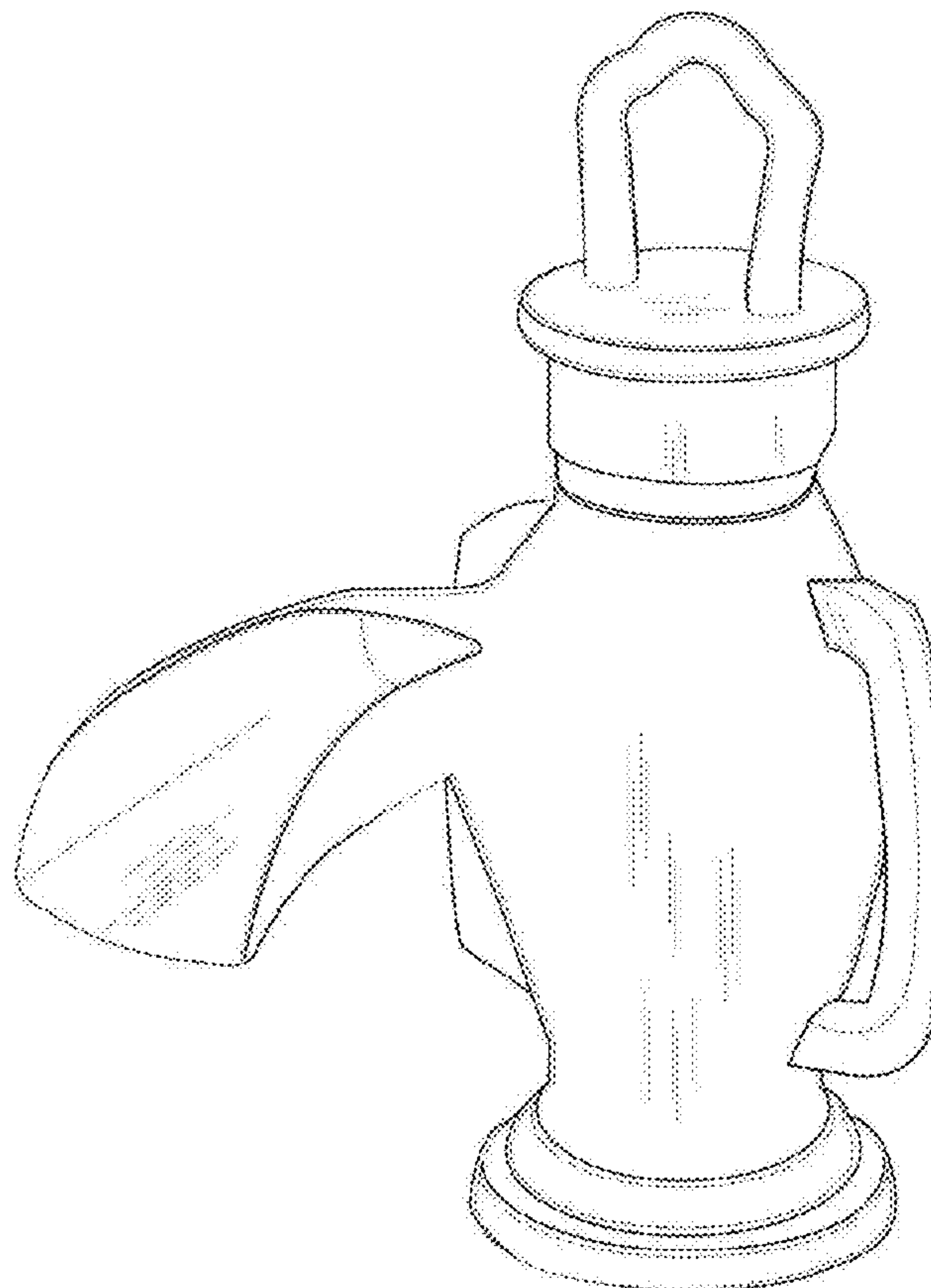




FIG. 1

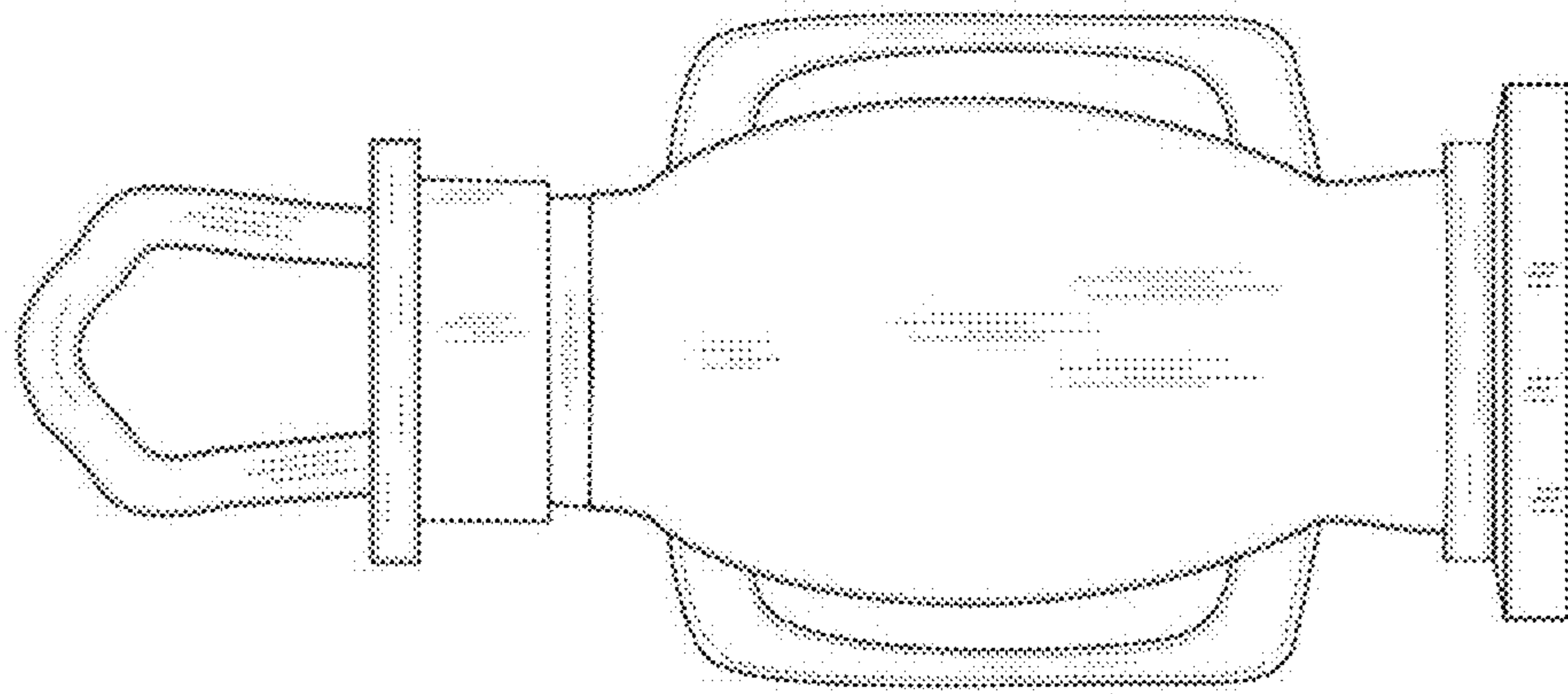


FIG. 2

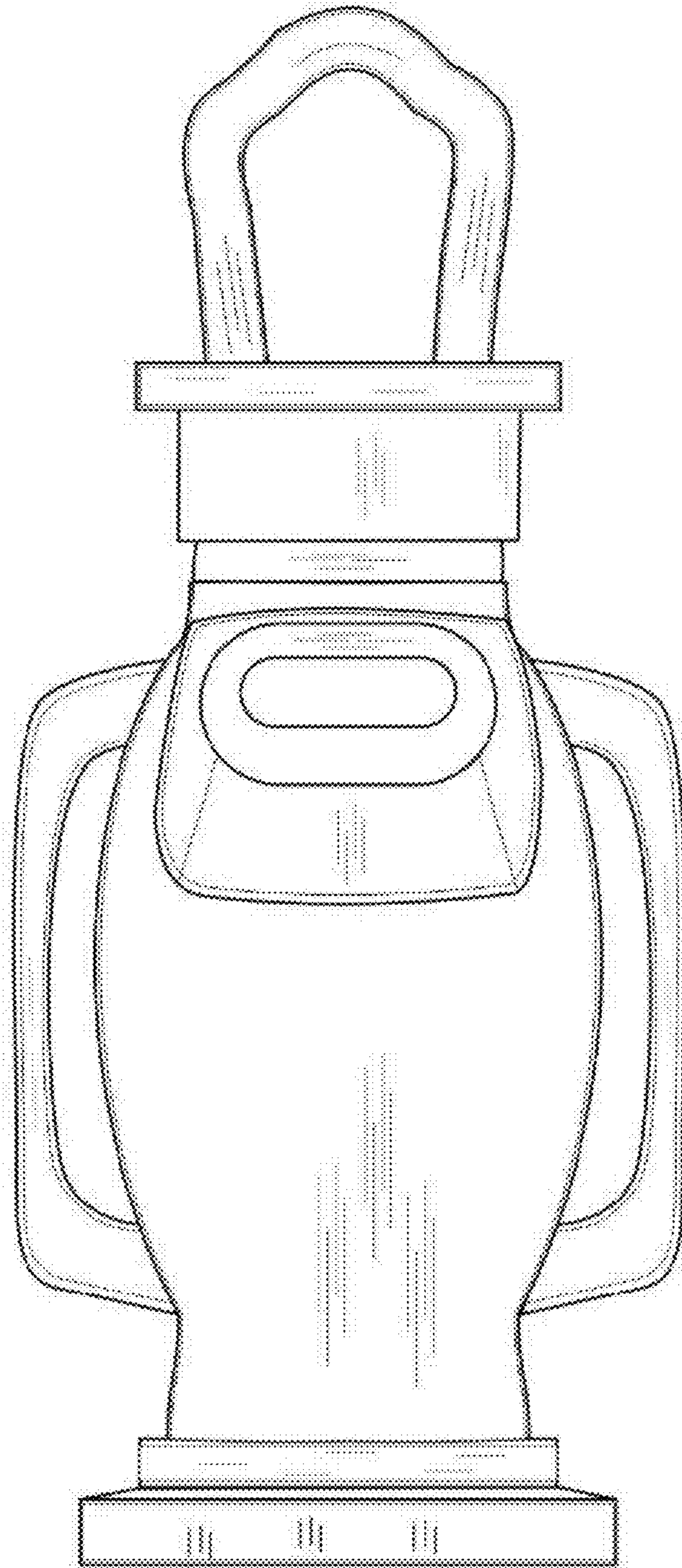


FIG. 3

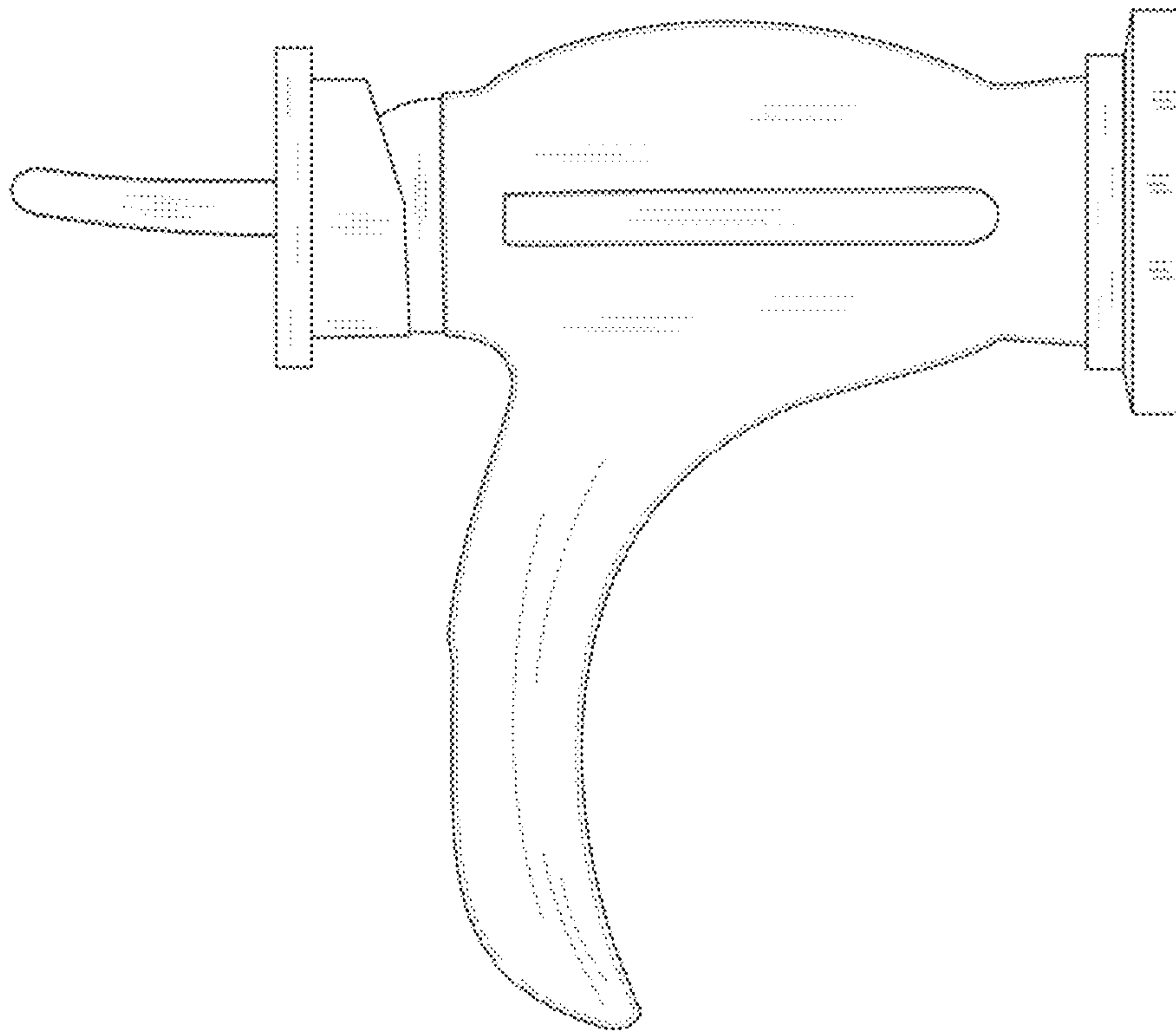


FIG. 4

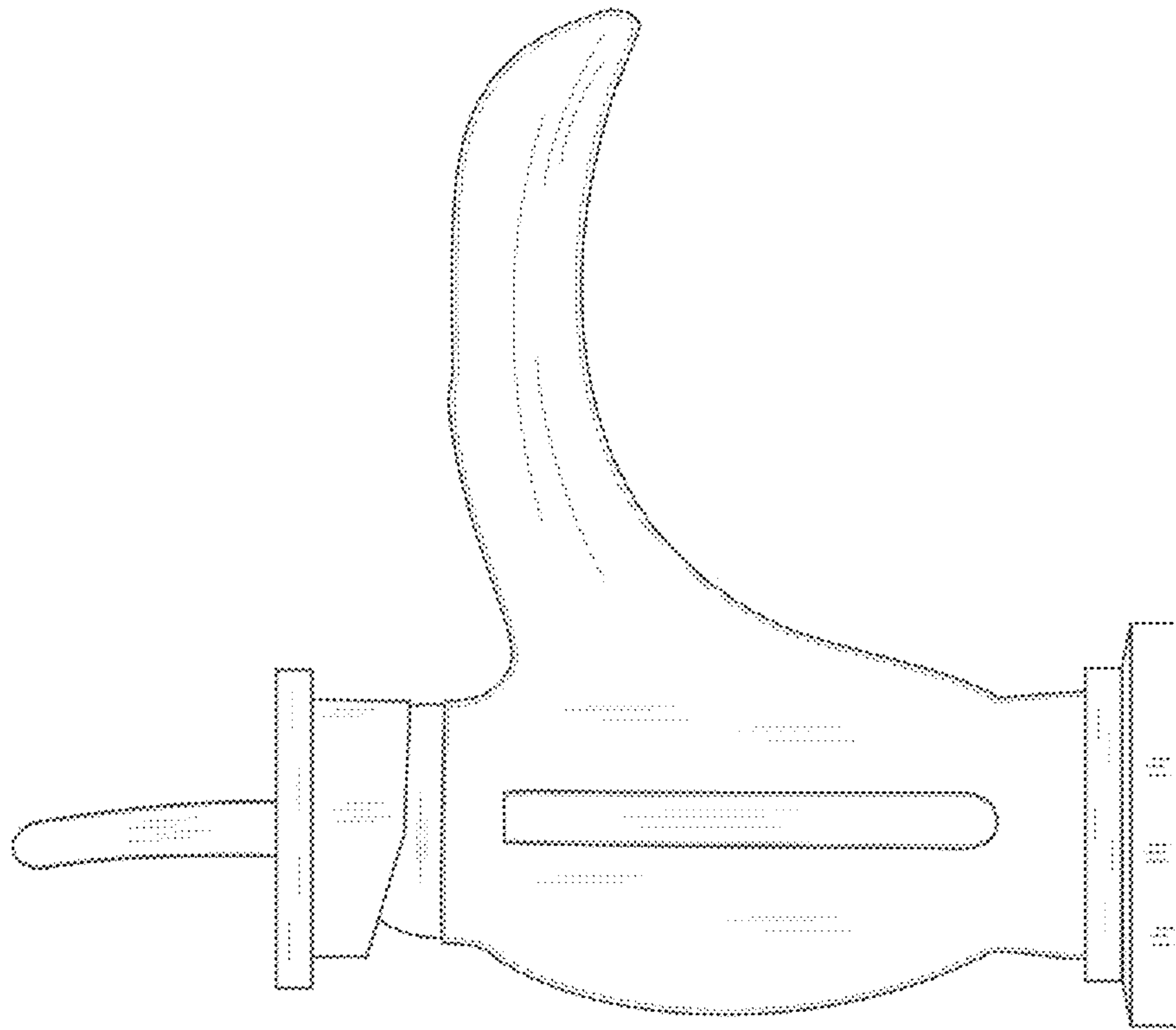


FIG. 5

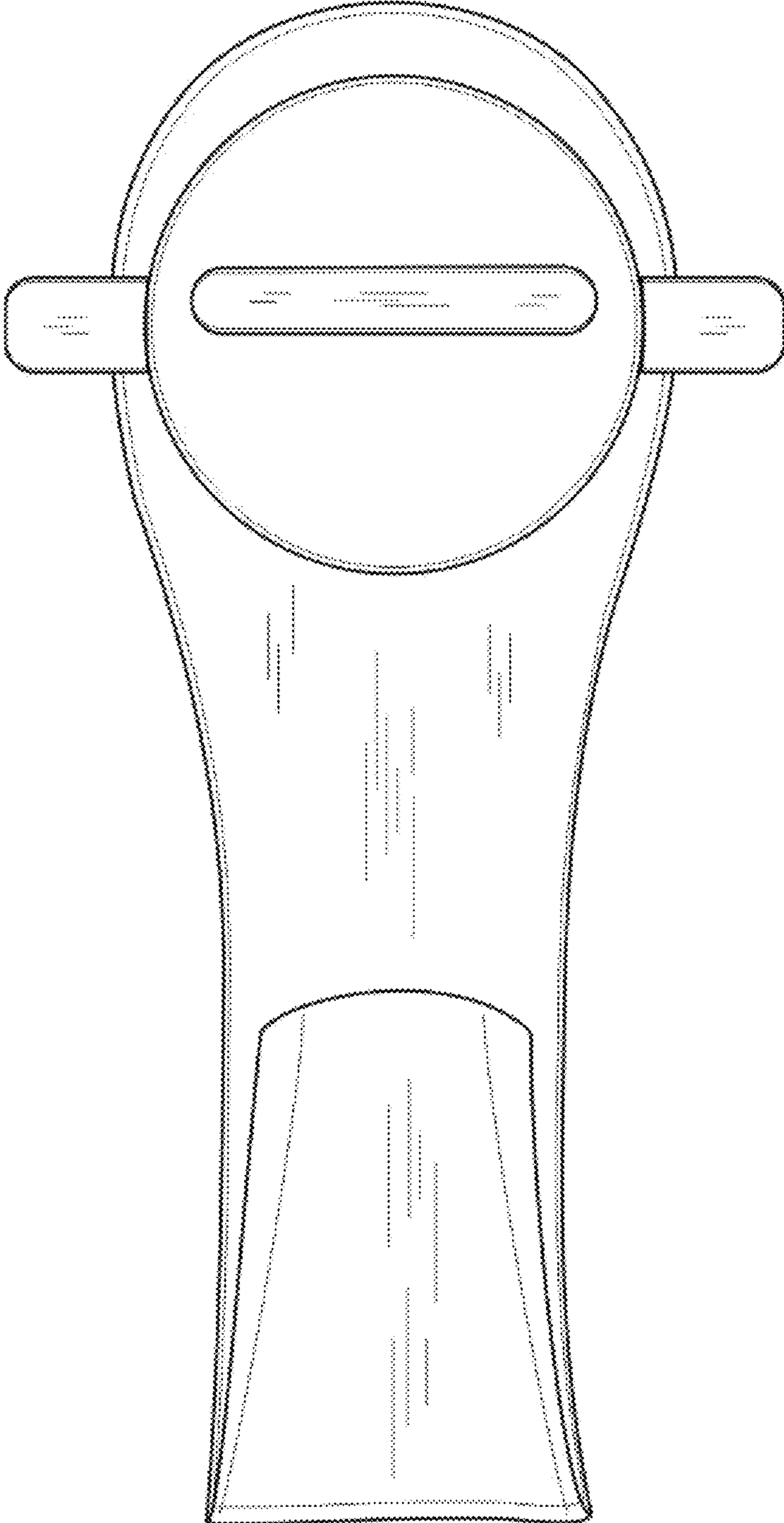


FIG. 6