



US00D849194S

(12) **United States Design Patent** (10) **Patent No.:** **US D849,194 S**
Lu et al. (45) **Date of Patent:** **** May 21, 2019**

(54) **HAND SHOWER**

(71) Applicant: **Kohler China Investment Co. Ltd.**,
Shanghai (CN)

(72) Inventors: **Tsung-Yu Lu**, Shanghai (CN);
Chia-Ying Lee, Chicago, IL (US); **Lun Cheak Tan**, Shanghai (CN)

(73) Assignee: **KOHLER CHINA INVESTMENT CO. LTD.**, Shanghai (CN)

(**) Term: **15 Years**

(21) Appl. No.: **29/658,632**

(22) Filed: **Aug. 1, 2018**

Related U.S. Application Data

(62) Division of application No. 29/605,405, filed on May 25, 2017, now Pat. No. Des. 828,906.

(51) **LOC (11) Cl.** **23-01**

(52) **U.S. Cl.**
USPC **D23/223**

(58) **Field of Classification Search**
USPC D23/213, 223, 226, 228
CPC .. B05B 1/00; B05B 1/02; B05B 1/005; B05B 1/14; B05B 1/18; B05B 1/185
See application file for complete search history.

(56) **References Cited**

U.S. PATENT DOCUMENTS

D495,777 S	9/2004	Aubry et al.	
D529,986 S	10/2006	Chan	
D538,395 S *	3/2007	Starck	D23/223
D552,211 S	10/2007	Toyohara	
D581,485 S *	11/2008	Kollmann	D23/223
7,546,646 B2	6/2009	Shien	
D599,883 S	9/2009	Tippens	
7,765,627 B2	8/2010	Pan	

D633,174 S	2/2011	Lee	
D637,694 S *	5/2011	Lammel	D23/213
D652,108 S *	1/2012	Eads	D23/223
D652,110 S *	1/2012	Nichols	D23/223
D655,389 S *	3/2012	Schoenherr	D23/223
D656,219 S	3/2012	Su	
D660,940 S *	5/2012	Flowers	D23/213
D673,650 S *	1/2013	Chibitty	D23/223
D731,026 S *	6/2015	Bahler	D23/223
D753,794 S	4/2016	Starck	
D759,206 S	6/2016	Moerman	
D761,936 S	7/2016	Flowers et al.	
9,470,334 B2	10/2016	Zhou	
9,566,593 B2 *	2/2017	Marty	B05B 1/185
D787,634 S *	5/2017	Eads	D23/223
D793,529 S *	8/2017	Garland	D23/223

(Continued)

Primary Examiner — Robin V Webster

(74) *Attorney, Agent, or Firm* — Foley & Lardner LLP

(57) **CLAIM**


We claim the ornamental design for a hand shower, as shown and described.

DESCRIPTION

FIG. 1 is a top, front, right perspective view of an embodiment of the claimed design in a first configuration;
 FIG. 2 is a top, front, right perspective view thereof in a second configuration;
 FIG. 3 is a front elevation view thereof;
 FIG. 4 is a rear elevation view thereof;
 FIG. 5 is a left side elevation view thereof;
 FIG. 6 is a right side elevation view thereof;
 FIG. 7 is a top plan view thereof; and,
 FIG. 8 is a bottom plan view thereof.

The ornamental design which is claimed is shown in solid lines in the drawings. The broken lines in the drawings are for illustrative purposes only and form no part of the claimed design. Broken lines formed by equal length dashes show unclaimed subject matter.

1 Claim, 5 Drawing Sheets



(56)

References Cited

U.S. PATENT DOCUMENTS

D811,523 S * 2/2018 Andrew D23/223
D828,906 S * 9/2018 Lu D23/223
D832,975 S * 11/2018 Garuti D23/213

* cited by examiner

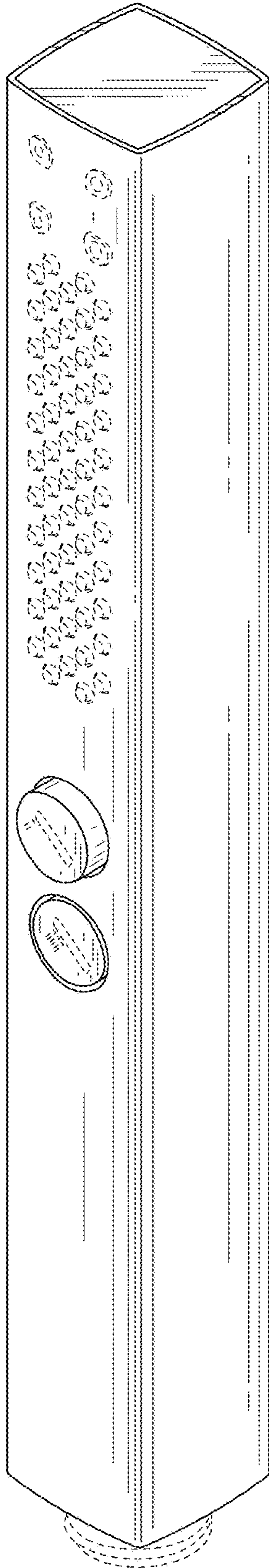


FIG. 1

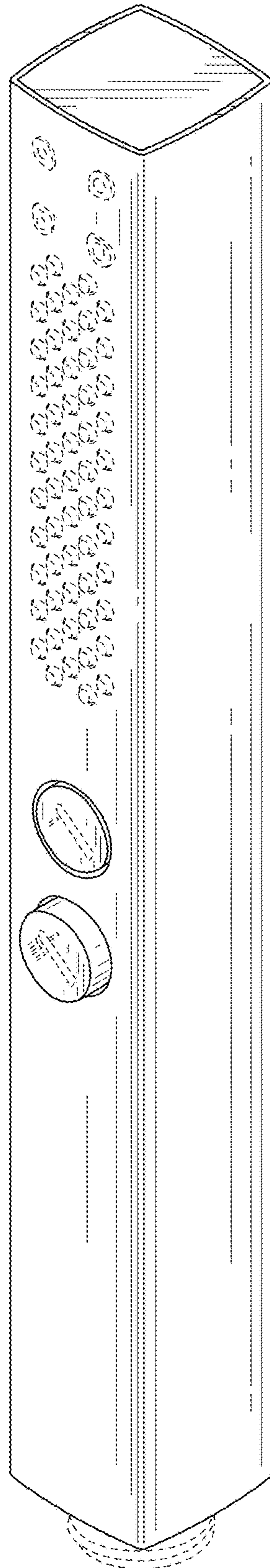


FIG. 2

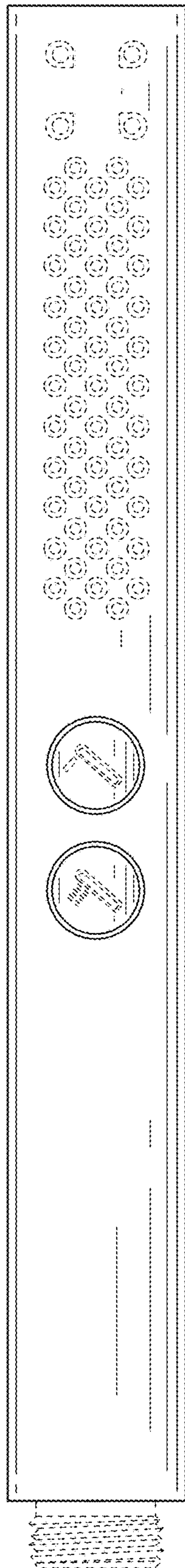


FIG. 3




FIG. 4

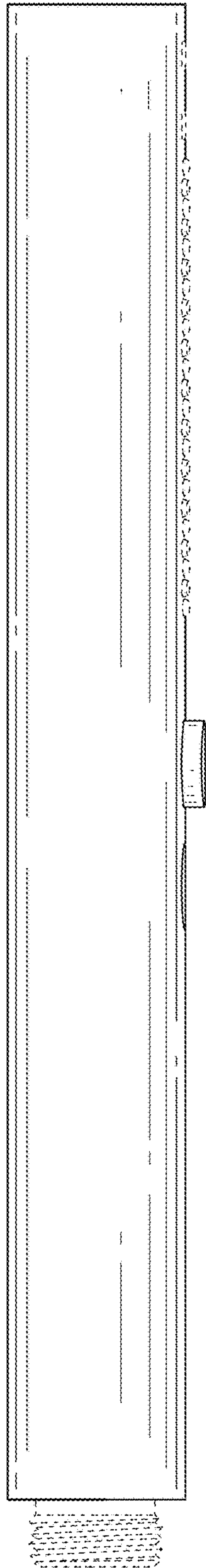


FIG. 5

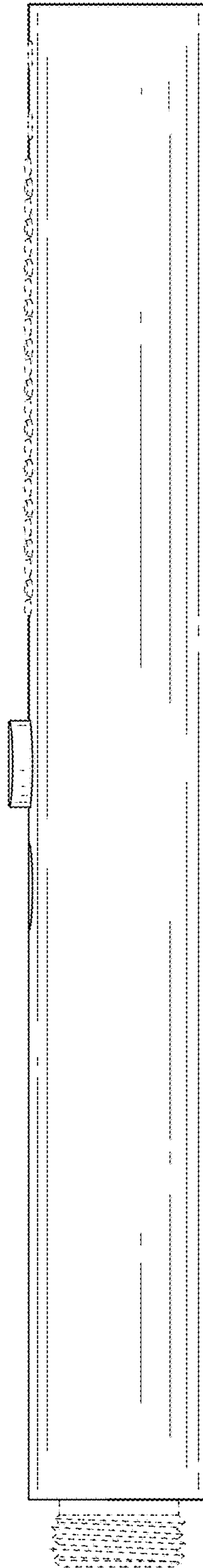


FIG. 6

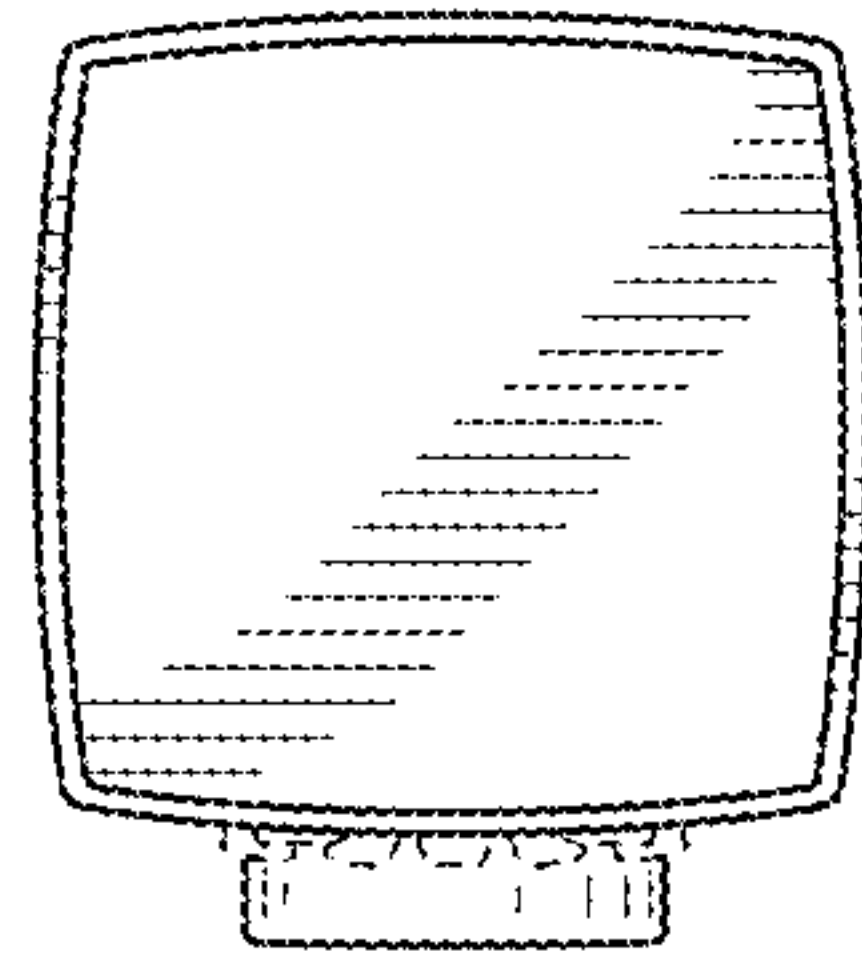


FIG. 7

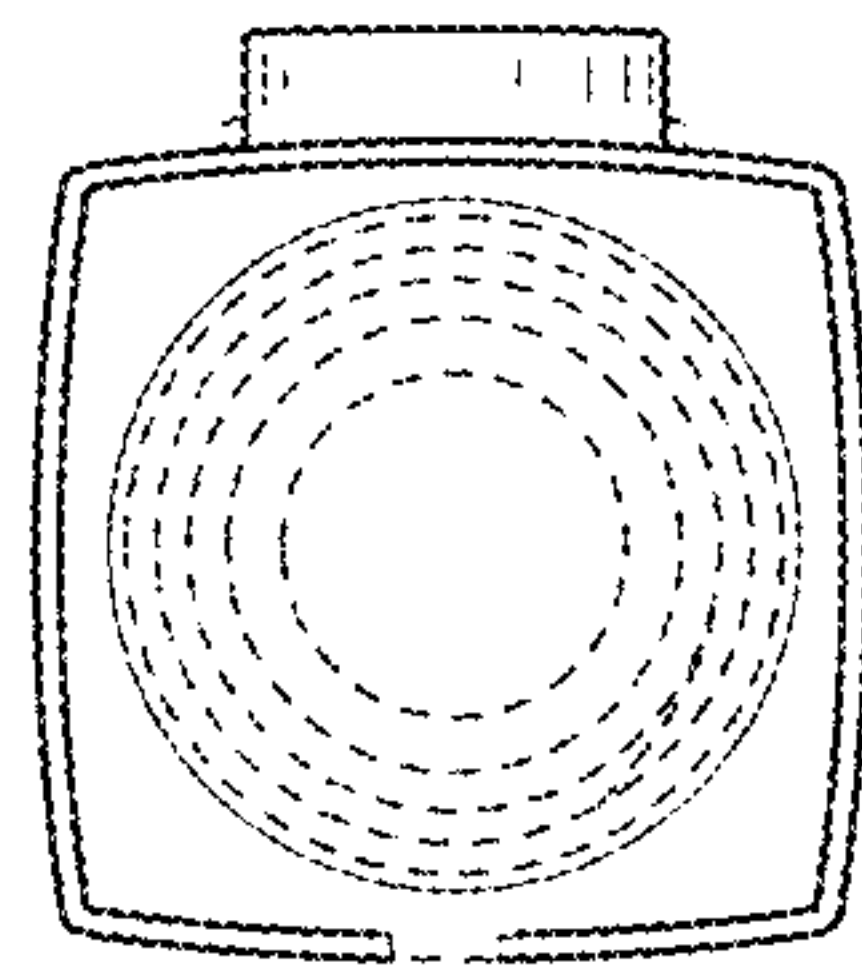


FIG. 8