



US00D849182S

(12) **United States Design Patent** (10) **Patent No.:** **US D849,182 S**
Ahmed (45) **Date of Patent:** **** May 21, 2019**

- (54) **TWO-PIECE GLIDE BAIT**
- (71) Applicant: **BAITSANITY LLC**, Las Vegas, NV (US)
- (72) Inventor: **Fahad Ahmed**, Henderson, NV (US)
- (73) Assignee: **BAITSANITY LLC**, Las Vegas, NV (US)
- (**) Term: **15 Years**
- (21) Appl. No.: **29/613,380**
- (22) Filed: **Aug. 9, 2017**
- (51) **LOC (11) Cl.** **22-05**
- (52) **U.S. Cl.**
USPC **D22/133**
- (58) **Field of Classification Search**
USPC D22/125, 126, 131–133
CPC A01K 85/18
See application file for complete search history.

D742,477 S * 11/2015 Cook, Jr. D22/133
 D822,786 S * 7/2018 Schroeder D22/126
 2006/0260176 A1* 11/2006 Yeung A01K 85/18
 43/42.15

OTHER PUBLICATIONS

“Instagram—baitsanity Trout Explorer TE9.” Found online Jan. 29, 2019 at www.instagram.com. Post dated Jun. 1, 2017. Retrieved from URL: https://www.instagram.com/p/BU0Dm41hkPO/?utm_source=ig_web_button_share_sheet (Year: 2017).*

“Baitsanity Explorer Glide Bait.” Found online Jan. 29, 2019 at www.tacklewarehouse.com. Page dated Oct. 22, 2017. Retrieved from URL: https://www.tacklewarehouse.com/Baitsanity_Explorer_Glide_Bait/descpage-BTE.html#customer_reviews (Year: 2017).*

“YouTube—The Original Trout Glider.” Found online Jan. 29, 2019 at www.youtube.com. Video published Jan. 23, 2017. Retrieved from URL: <https://www.youtube.com/watch?v=8jNLawNivfw> (Year: 2017).*

* cited by examiner

Primary Examiner — Garth Rademaker
Assistant Examiner — Katelin G Kloberg

(56) **References Cited**

U.S. PATENT DOCUMENTS

- 891,037 A * 6/1908 Caldwell A01K 85/18
43/26.2
- 2,674,060 A * 4/1954 Simmons A01K 85/18
43/42.15
- 2,685,145 A * 8/1954 Dean A01K 85/18
43/42.15
- D364,670 S * 11/1995 Dennison D22/133
- D369,200 S * 4/1996 Huddleston D22/133
- 6,560,914 B2 * 5/2003 Kruger A01K 85/18
43/42
- D570,444 S * 6/2008 Scott D22/131
- D621,469 S * 8/2010 Dennison D22/133
- D625,770 S * 10/2010 Smetak D22/133
- D661,773 S * 6/2012 Rago D22/133
- D662,172 S * 6/2012 Rago D22/131
- D710,483 S * 8/2014 Cook, Jr. D22/133
- D713,925 S * 9/2014 Vainio D22/133

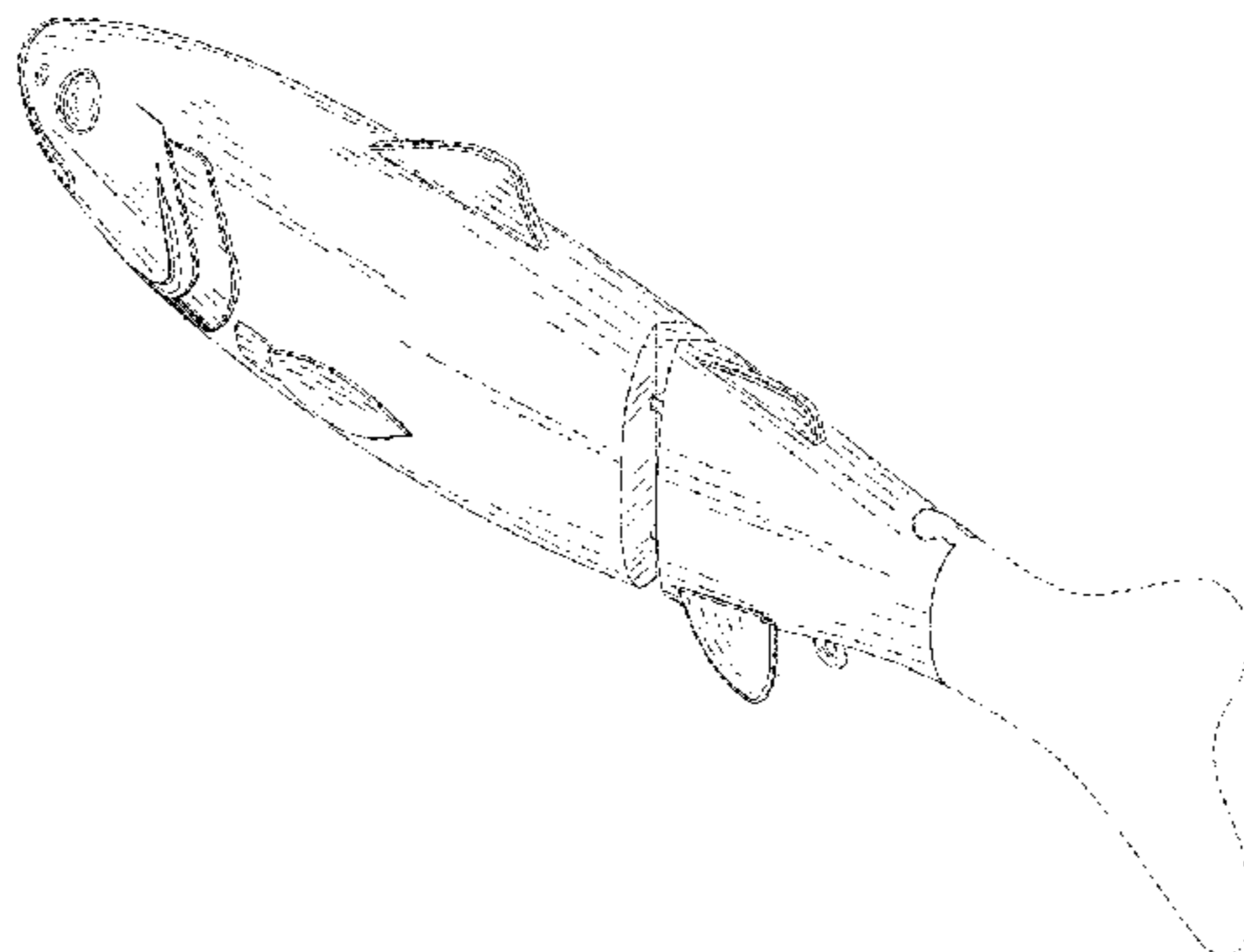
(57) **CLAIM**

The ornamental design for a two-piece glide bait, as shown and described.

DESCRIPTION

FIG. 1 is a perspective view of a two-piece glide bait; FIG. 2 is a front elevational view thereof; FIG. 3 is a rear elevational view thereof; FIG. 4 is a left side elevational view thereof; FIG. 5 is a right side view thereof; FIG. 6 is a top plan view thereof; and, FIG. 7 is a bottom plan view thereof. The broken line showing of a tail fin is included for the purpose of illustrating environmental structure and forms no part of the claimed design.

1 Claim, 7 Drawing Sheets



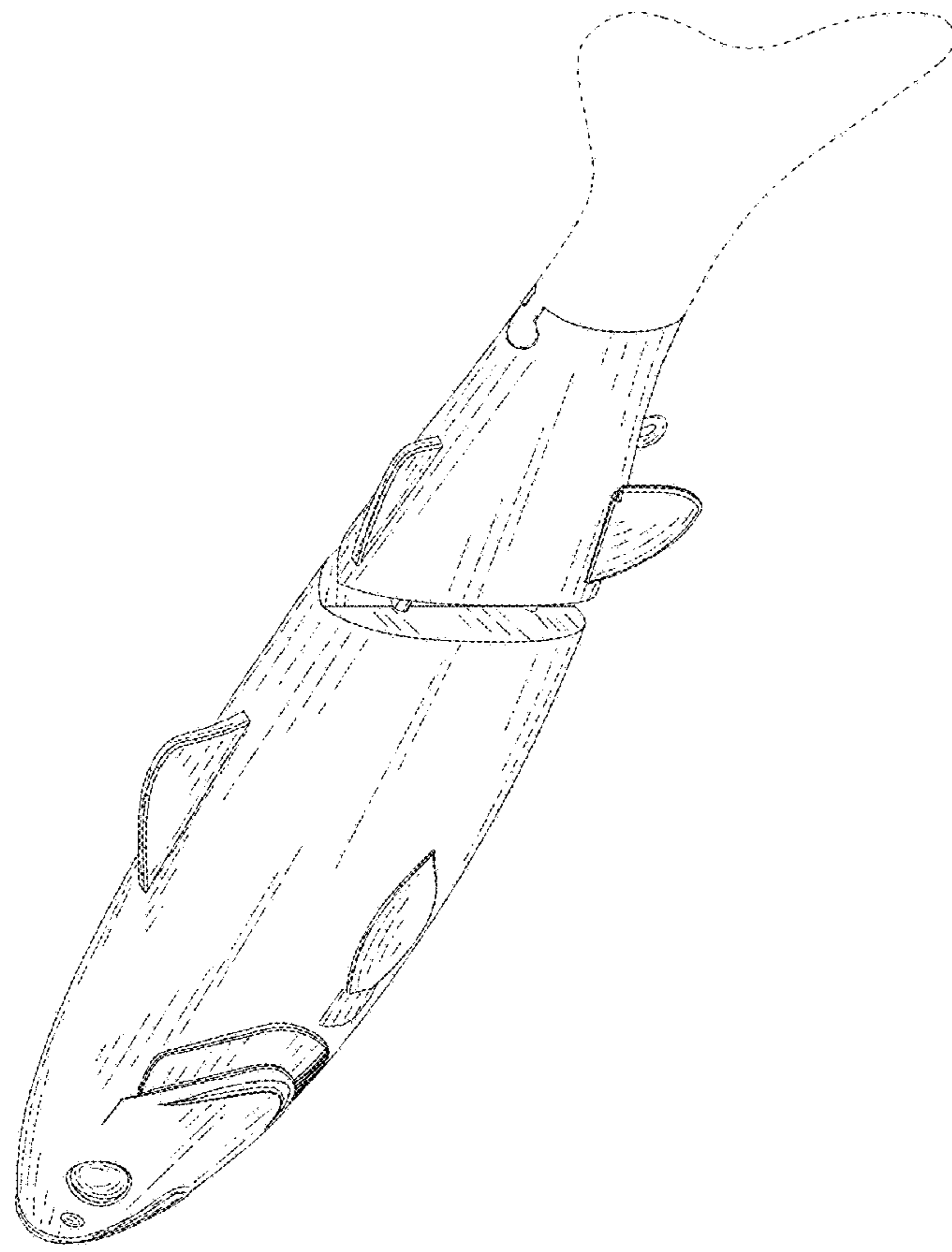


FIG. 1

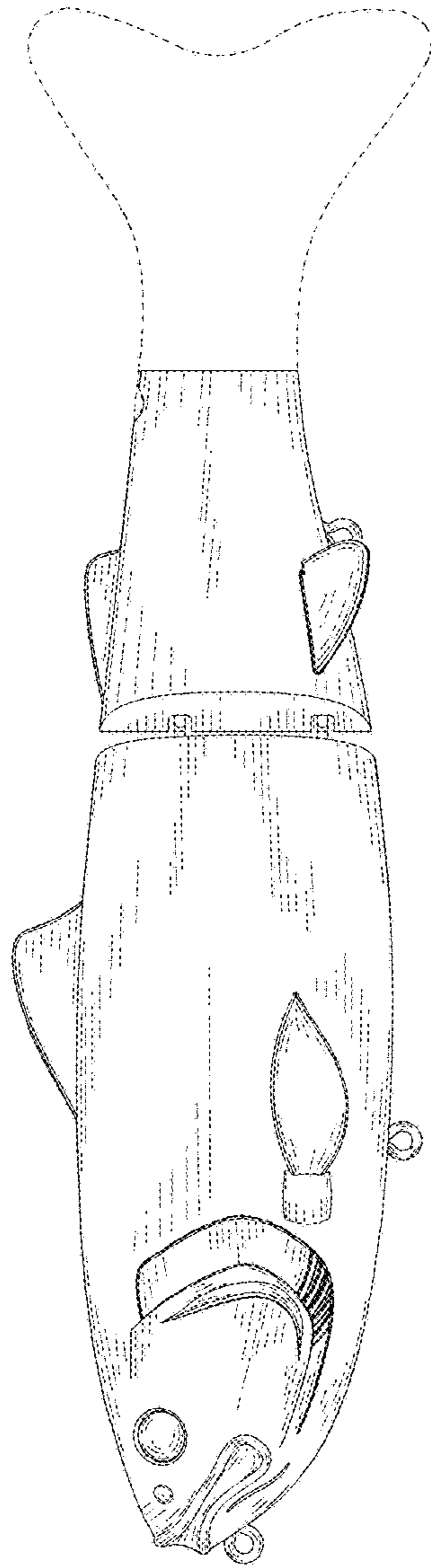


FIG. 2

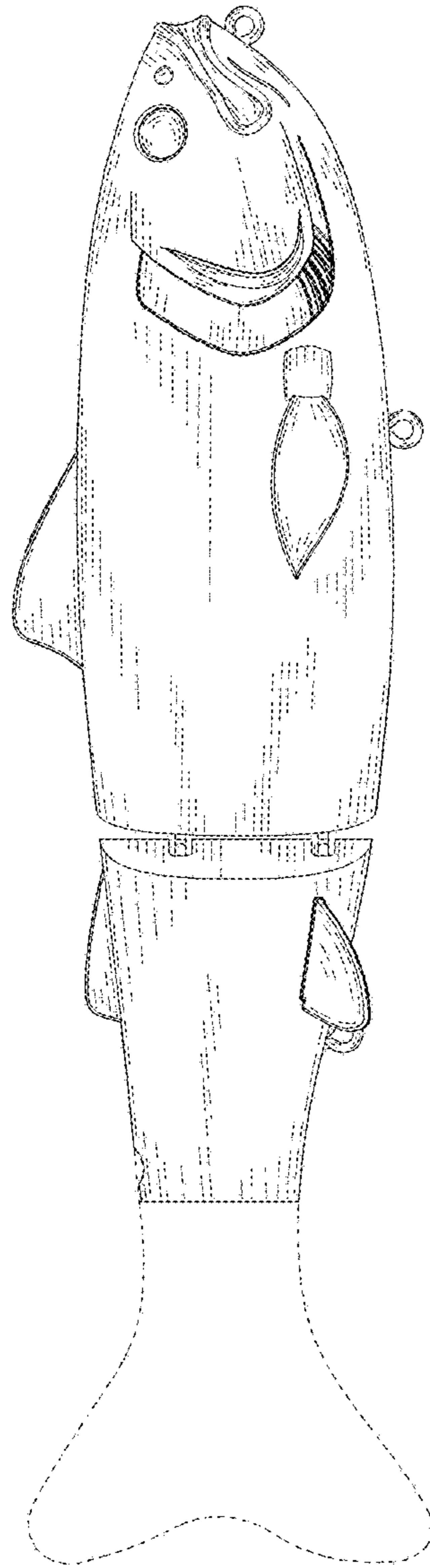


FIG. 3

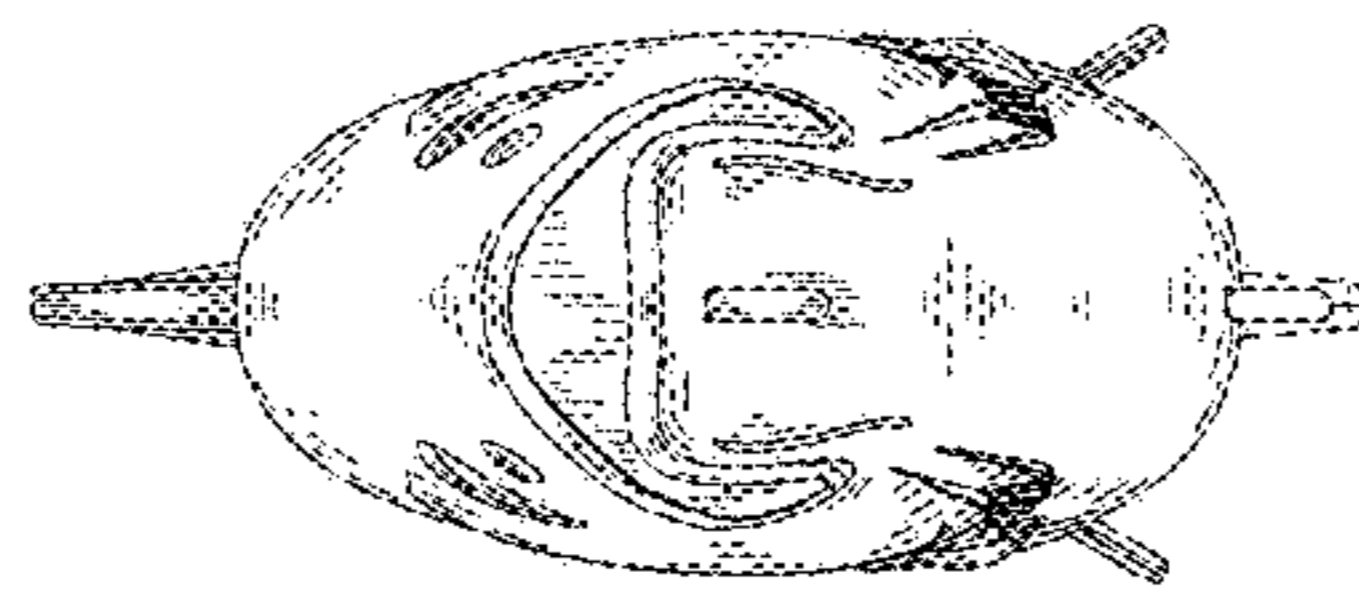


FIG. 4

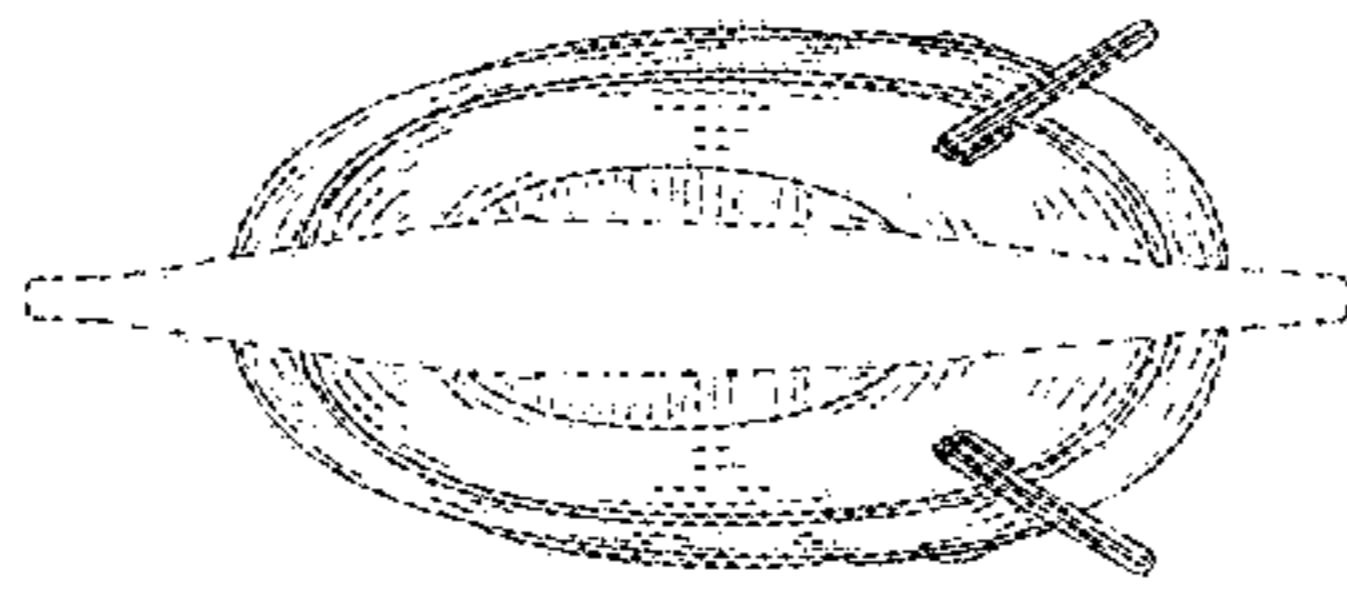


FIG. 5

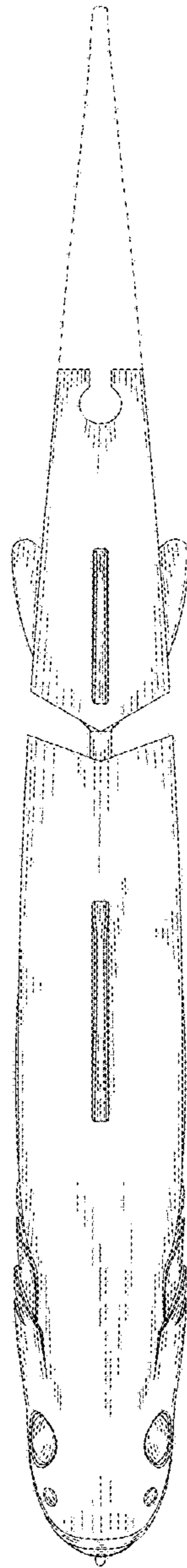


FIG. 6

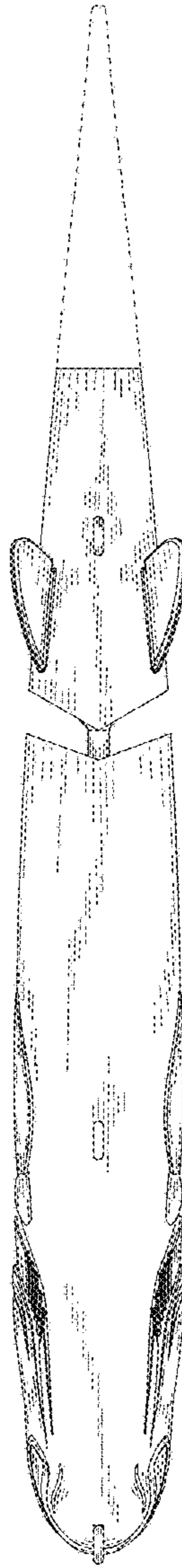


FIG. 7