



US00D849167S

(12) **United States Design Patent**  
**Wang**

(10) **Patent No.:** **US D849,167 S**

(45) **Date of Patent:** **\*\* May 21, 2019**

(54) **CACTUS FLOAT**

(71) Applicant: **Yan Wang**, Shanghai (CN)

(72) Inventor: **Yan Wang**, Shanghai (CN)

(\*\*) Term: **15 Years**

(21) Appl. No.: **29/593,710**

(22) Filed: **Feb. 10, 2017**

(51) **LOC (11) Cl.** ..... **21-02**

(52) **U.S. Cl.**  
USPC ..... **D21/803**; D21/808; D21/809

(58) **Field of Classification Search**  
USPC ..... D21/769, 770, 801, 803, 804, 805, 806,  
D21/807, 808, 809; D12/5, 6, 316;  
D6/392, 395, 596, 601, 604, 605  
CPC ..... B63B 35/79; B63B 35/73; B63B 1/00;  
B63B 35/76  
See application file for complete search history.

(56) **References Cited**

**U.S. PATENT DOCUMENTS**

- D163,709 S \* 6/1951 Ray ..... D6/604
- 4,775,346 A \* 10/1988 Gunter ..... A63B 67/007  
114/293
- D308,403 S \* 6/1990 LaForce, Jr. .... D12/316
- D313,452 S \* 1/1991 Overton ..... D12/316
- D334,419 S \* 3/1993 Klein ..... D21/769
- D343,980 S \* 2/1994 Torchia ..... D21/809

- D350,586 S \* 9/1994 Francis ..... 5/930
- D407,785 S \* 4/1999 Scheurer ..... D21/803
- D419,495 S \* 1/2000 Muhanna ..... 5/706
- D481,435 S \* 10/2003 Zheng ..... D21/803
- D483,088 S \* 12/2003 Zheng ..... D21/803
- D484,560 S \* 12/2003 Lin ..... D21/809
- D492,380 S \* 6/2004 Zheng ..... D21/803
- D513,915 S \* 1/2006 Jacklin ..... D21/809
- D571,429 S \* 6/2008 Roberts ..... D21/803

\* cited by examiner

*Primary Examiner* — Khawaja Anwar

*Assistant Examiner* — Mojtaba Tehrani

(74) *Attorney, Agent, or Firm* — Xuan Zhang

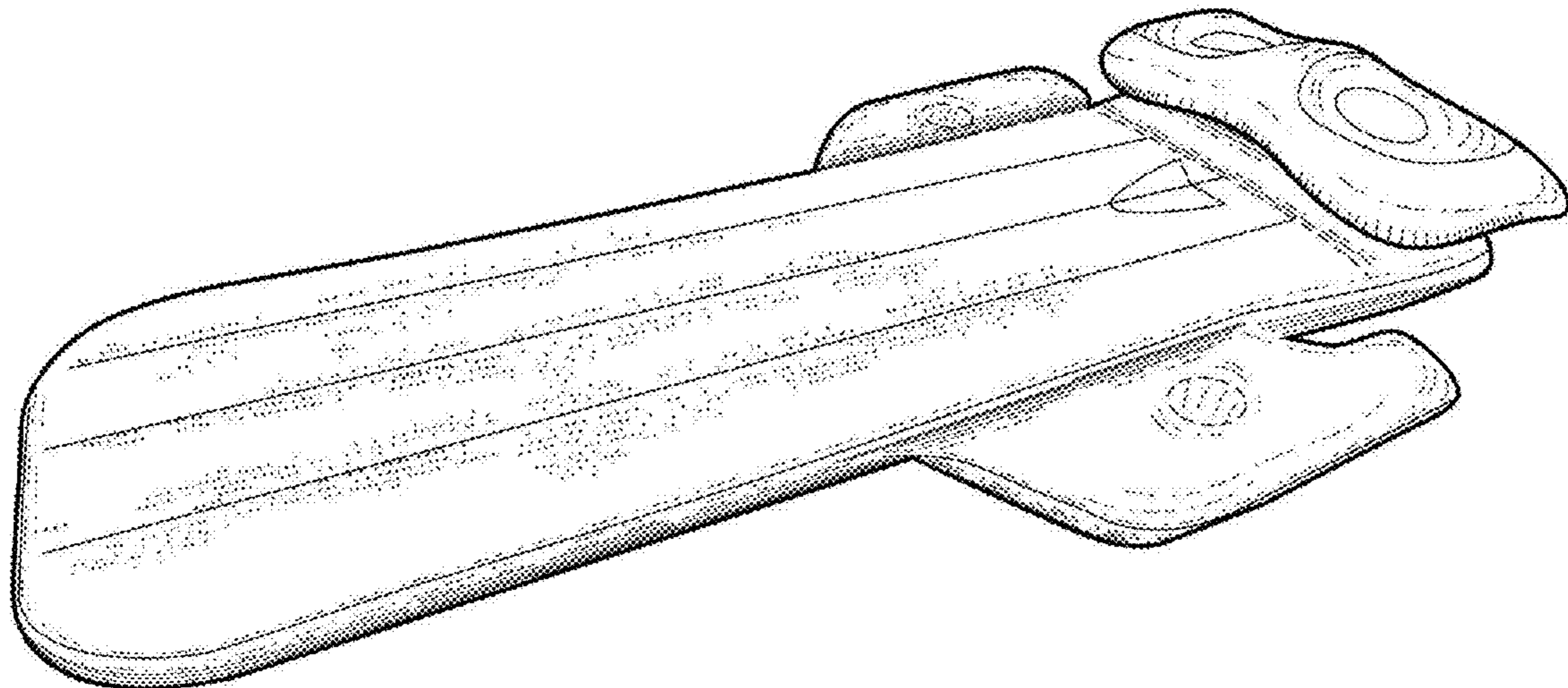
(57) **CLAIM**

The ornamental design for a cactus float, as shown and described.

**DESCRIPTION**

FIG. 1 is a perspective view showing my new design;  
 FIG. 2 is a top elevation view thereof;  
 FIG. 3 is a bottom elevation view thereof;  
 FIG. 4 is a left side elevation view thereof;  
 FIG. 5 is a right side elevation view thereof;  
 FIG. 6 is a front elevation view thereof; and,  
 FIG. 7 is a rear elevation view thereof.  
 The broken line in the drawings depicts unclaimed portion of the float only and forms no part of the claimed design.

**1 Claim, 5 Drawing Sheets**



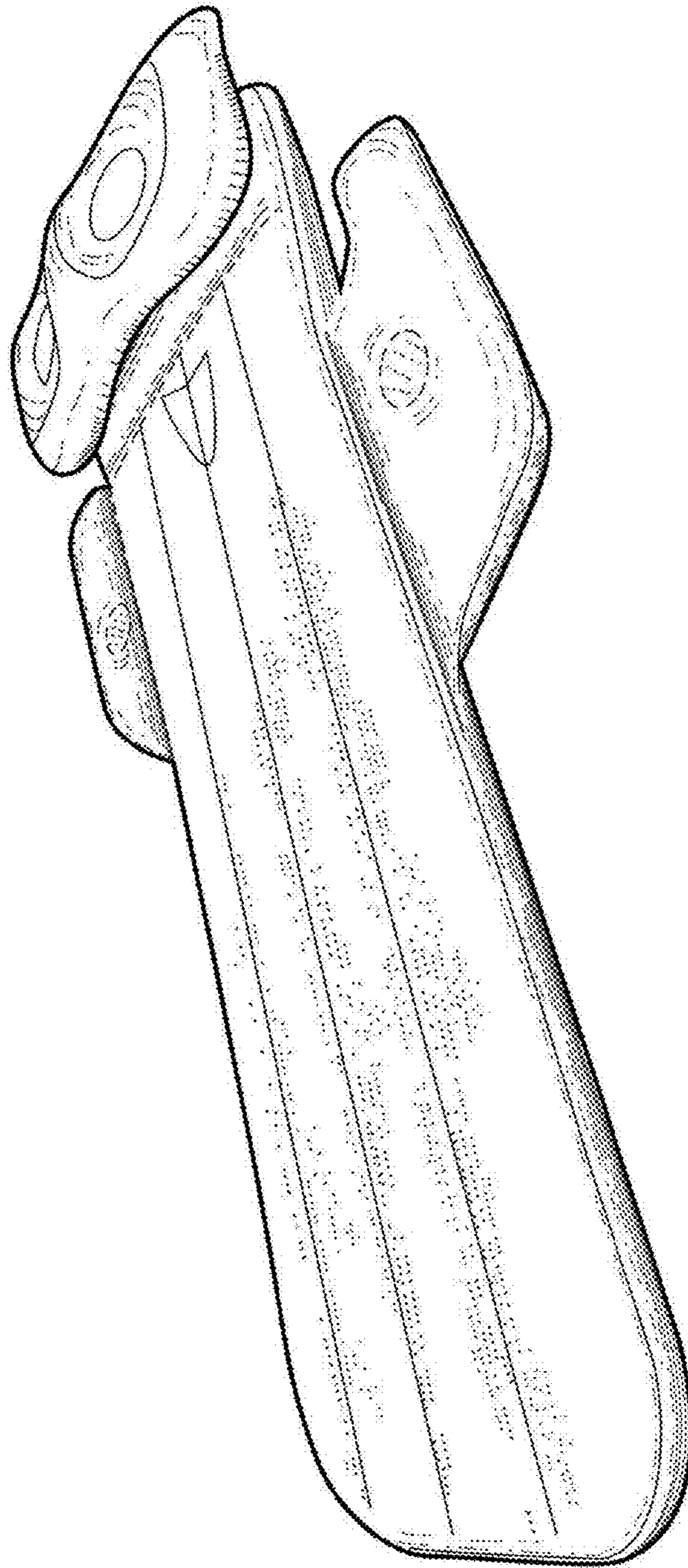


FIG. 1

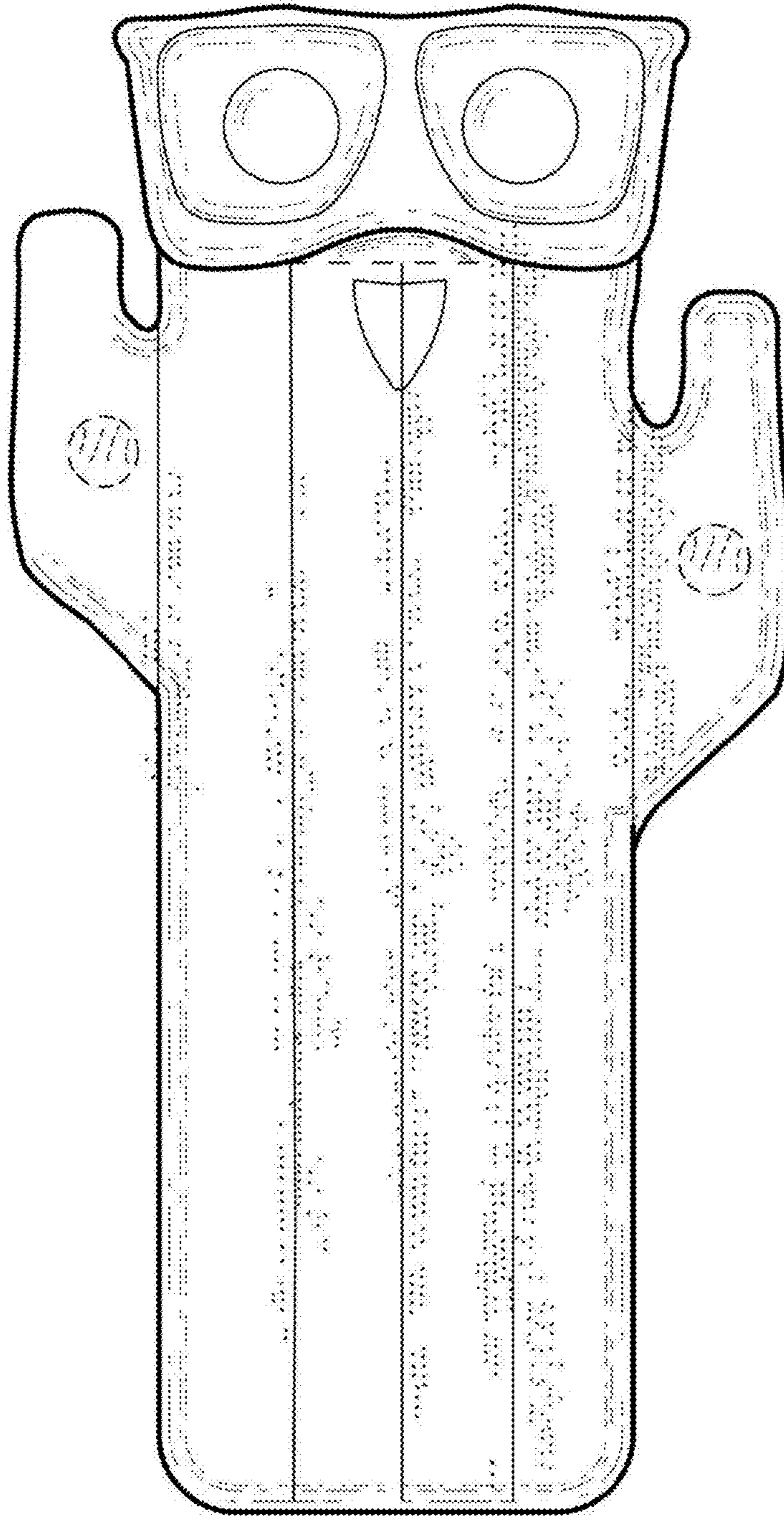


FIG. 2

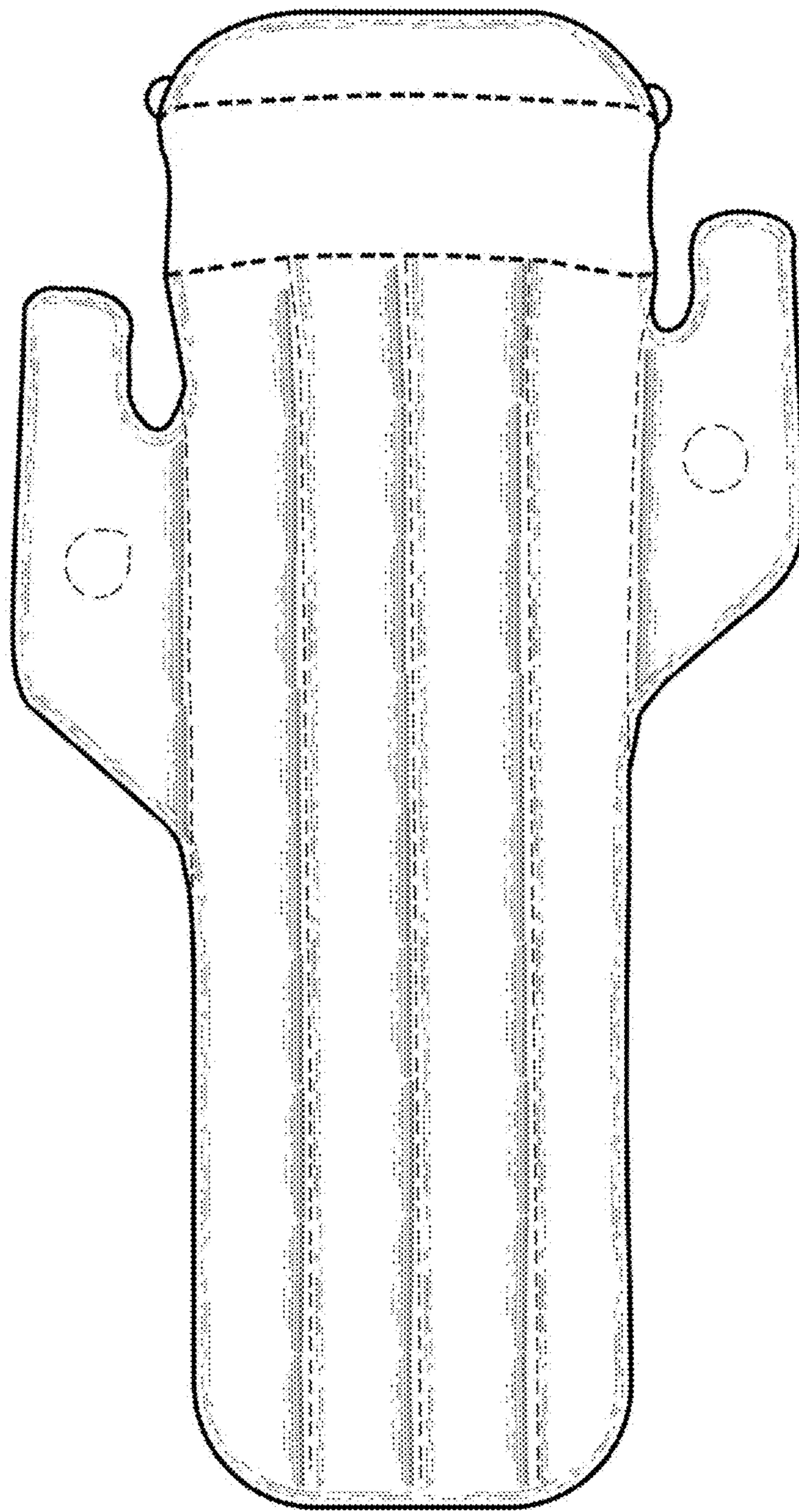


FIG. 3

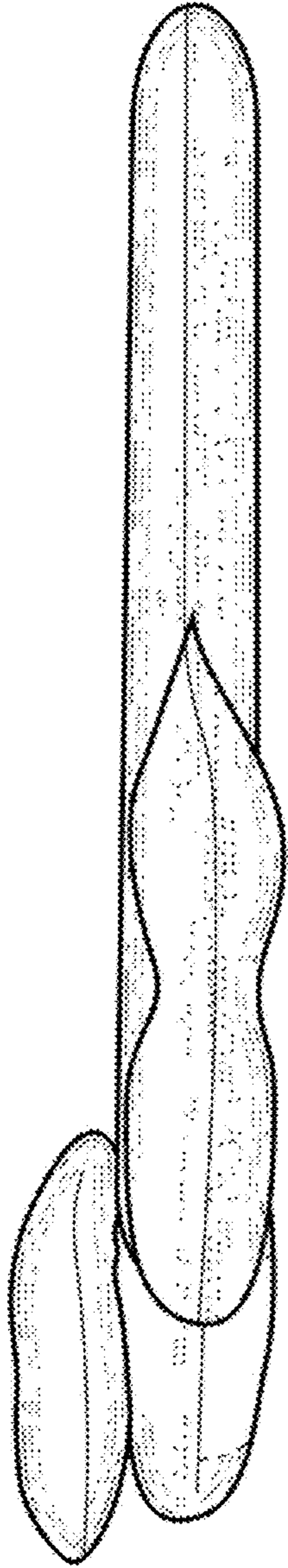


FIG. 4

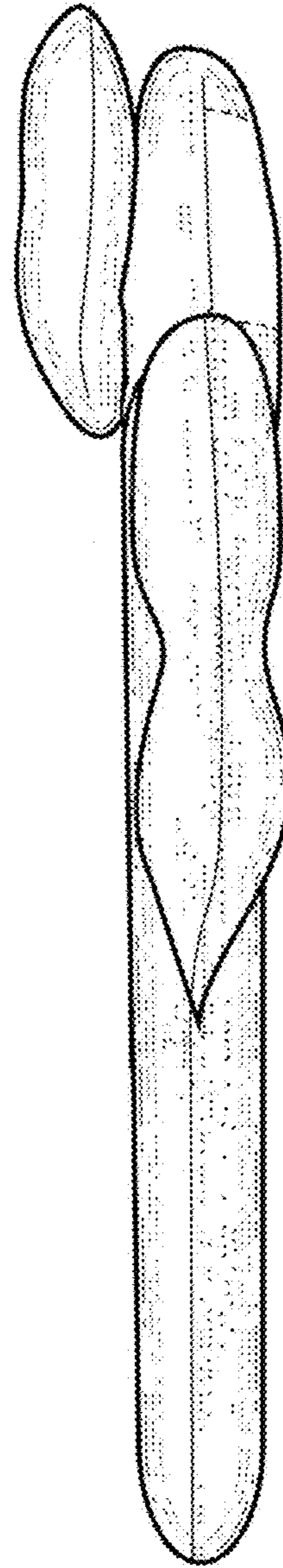


FIG. 5

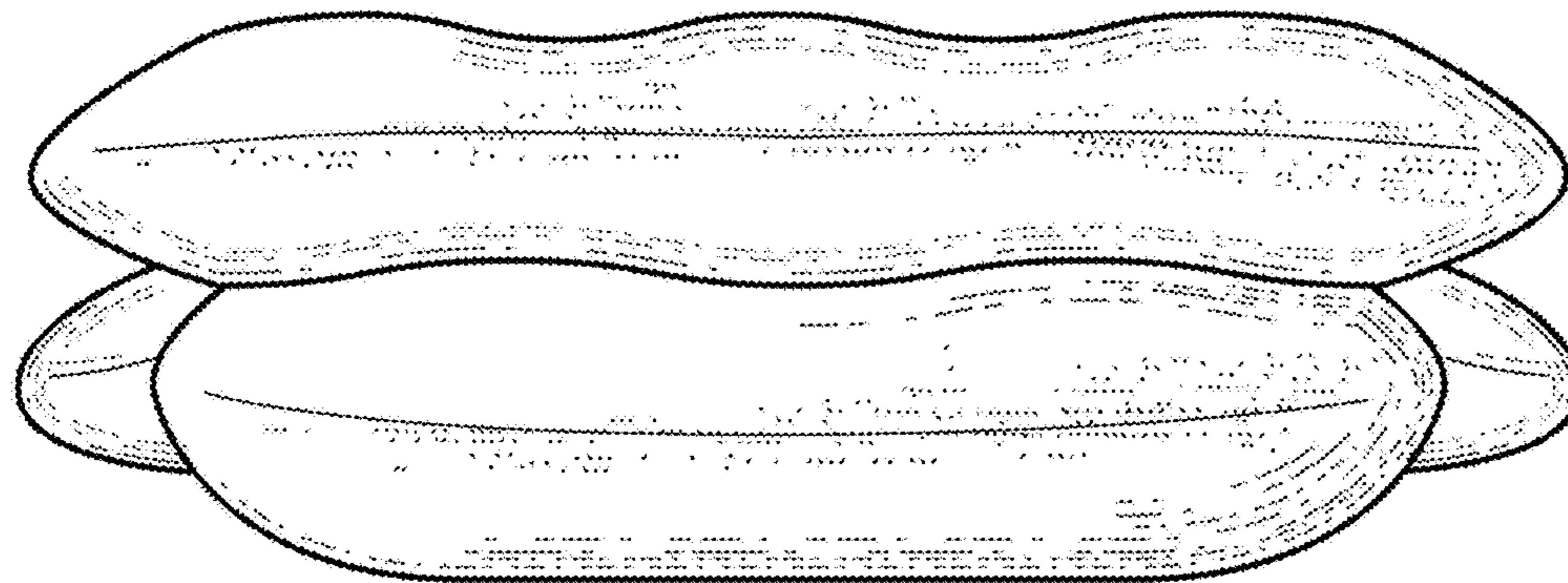


FIG. 6

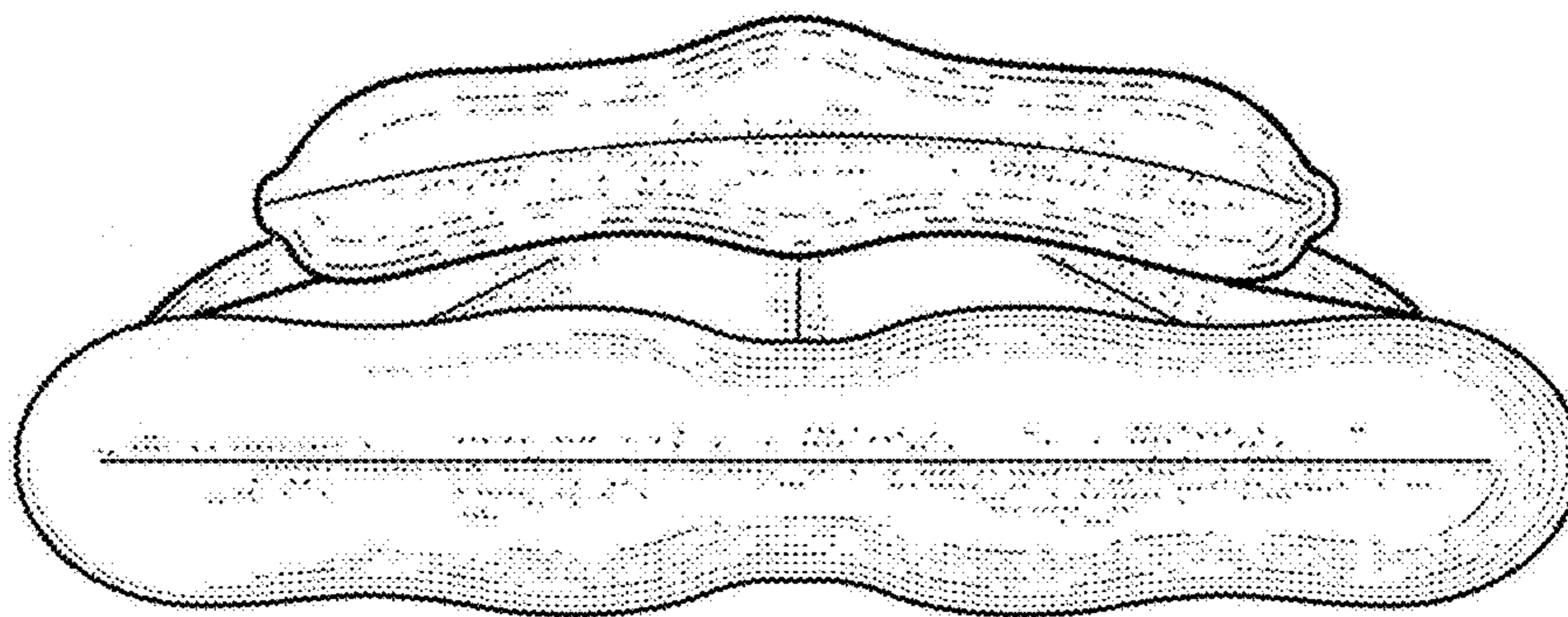


FIG. 7