



US00D849163S

(12) **United States Design Patent** (10) **Patent No.:** **US D849,163 S**
Yarborough et al. (45) **Date of Patent:** **** May 21, 2019**

(54) **HANDLE GRIPPING STRUCTURE**
(71) Applicant: **PRO PERFORMANCE SPORTS, LLC**, Carlsbad, CA (US)
(72) Inventors: **Randall A. Yarborough**, Carlsbad, CA (US); **Walter S. Nolen**, Carlsbad, CA (US); **Daniel C. Fuchs**, Carlsbad, CA (US)

D445,472 S * 7/2001 Tucker, Sr. D21/753
D565,140 S * 3/2008 Appleton D21/757
D567,890 S * 4/2008 Appleton D21/756
7,744,497 B2 * 6/2010 Phelan, Jr. A63B 60/12
473/457
D629,478 S * 12/2010 Appleton D21/753
7,878,930 B2 2/2011 Leinert
8,066,594 B2 11/2011 Leinert
8,323,131 B2 12/2012 Leinert
8,801,551 B2 8/2014 Leinert
(Continued)

(73) Assignee: **PRO PERFORMANCE SPORTS, LLC**, Carlsbad, CA (US)

FOREIGN PATENT DOCUMENTS

(**) Term: **15 Years**

WO 2009/064798 A1 5/2009

(21) Appl. No.: **29/638,705**

OTHER PUBLICATIONS

(22) Filed: **Feb. 28, 2018**

<http://www.gripnripsoftball.com/products/grip-n-rip-trigger>; 2015 gripnripsoftball; 3 pages.

(51) **LOC (11) Cl.** **21-02**

(Continued)

(52) **U.S. Cl.**

USPC **D21/725**; D21/753

(58) **Field of Classification Search**

USPC D21/725, 753, 756-759, 789, 791

CPC A63B 60/06-60/34; A63B 60/00; A63B 60/46; A63B 59/20; A63B 59/40; A63B 59/60-59/80; A63B 49/00-49/14; A63B 53/00-53/14; A63B 59/00; A63B 59/50-59/58; A63B 2102/00; A63B 2102/10; A63B 2102/12; A63B 2102/26; A63B 2102/28; A63B 2102/30; A63B 2102/38

See application file for complete search history.

Primary Examiner — Mitchell I. Siegel

(74) *Attorney, Agent, or Firm* — Bass Patent Law, LLC

(57) **CLAIM**

The ornamental design for a handle gripping structure, as shown and described.

DESCRIPTION

FIG. 1 is a front, right side perspective view of a design for a handle gripping structure;
FIG. 2 is a front view thereof;
FIG. 3 is a rear view thereof;
FIG. 4 is a left side view thereof;
FIG. 5 is a right side view thereof;
FIG. 6 is a top view thereof; and,
FIG. 7 is a bottom view thereof.

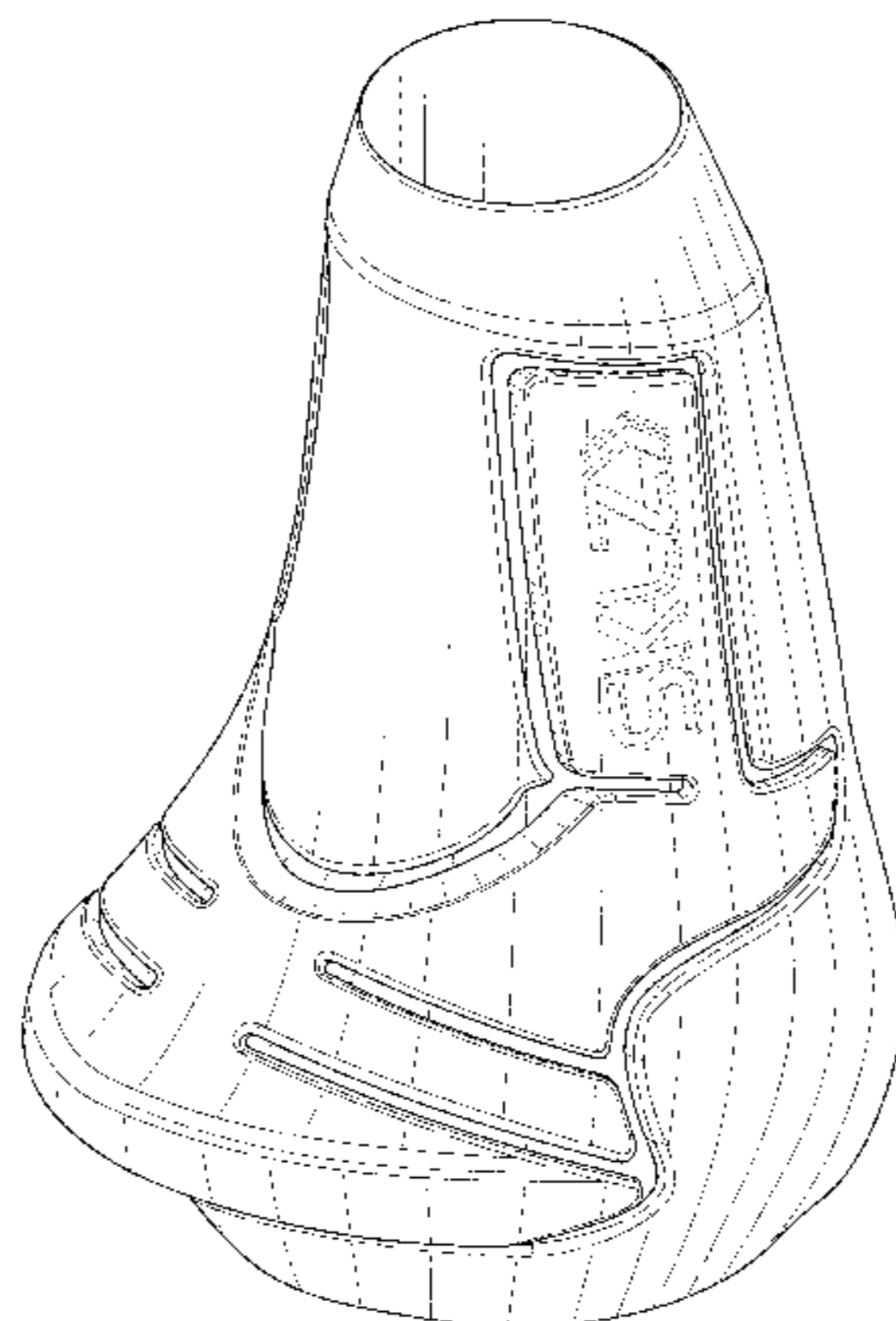
The broken line showing is included for the purpose of illustrating unclaimed subject matter and forms no part of the claimed design.

(56) **References Cited**

U.S. PATENT DOCUMENTS

D178,866 S * 10/1956 Cole D21/725
D182,359 S * 3/1958 Doughty D21/753
D348,093 S * 6/1994 Marte D21/729
6,004,234 A * 12/1999 Majchrowicz A63B 59/70
473/560
D444,834 S * 7/2001 Tucker, Sr. D21/753

1 Claim, 6 Drawing Sheets



(56)

References Cited

U.S. PATENT DOCUMENTS

8,845,462 B2 * 9/2014 Chung A63B 60/00
473/457
D761,925 S * 7/2016 Phelan, Jr. D21/753
9,526,960 B2 12/2016 Leinert
D817,420 S * 5/2018 Keeley D21/756
D823,409 S * 7/2018 Williams D21/756
D828,884 S * 9/2018 DePaoli A63B 69/0002
D21/756
2017/0065861 A1 3/2017 Leinert

OTHER PUBLICATIONS

<https://axebat.com/>; Axe Bat Official Website: Axebat.com—Axe
Revolutionary Baseball & Softball Bats; 5 pages.

* cited by examiner

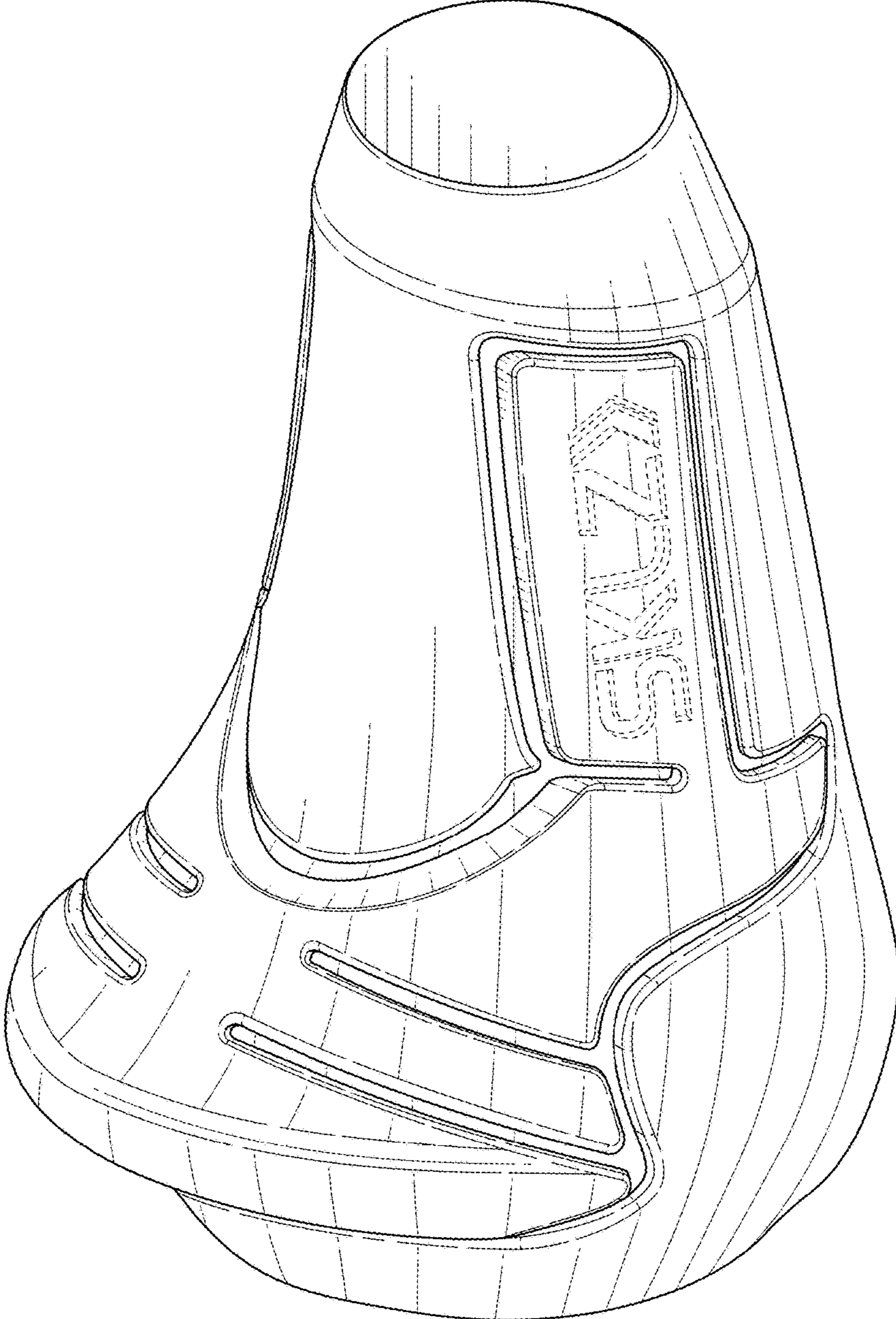


FIG. 1

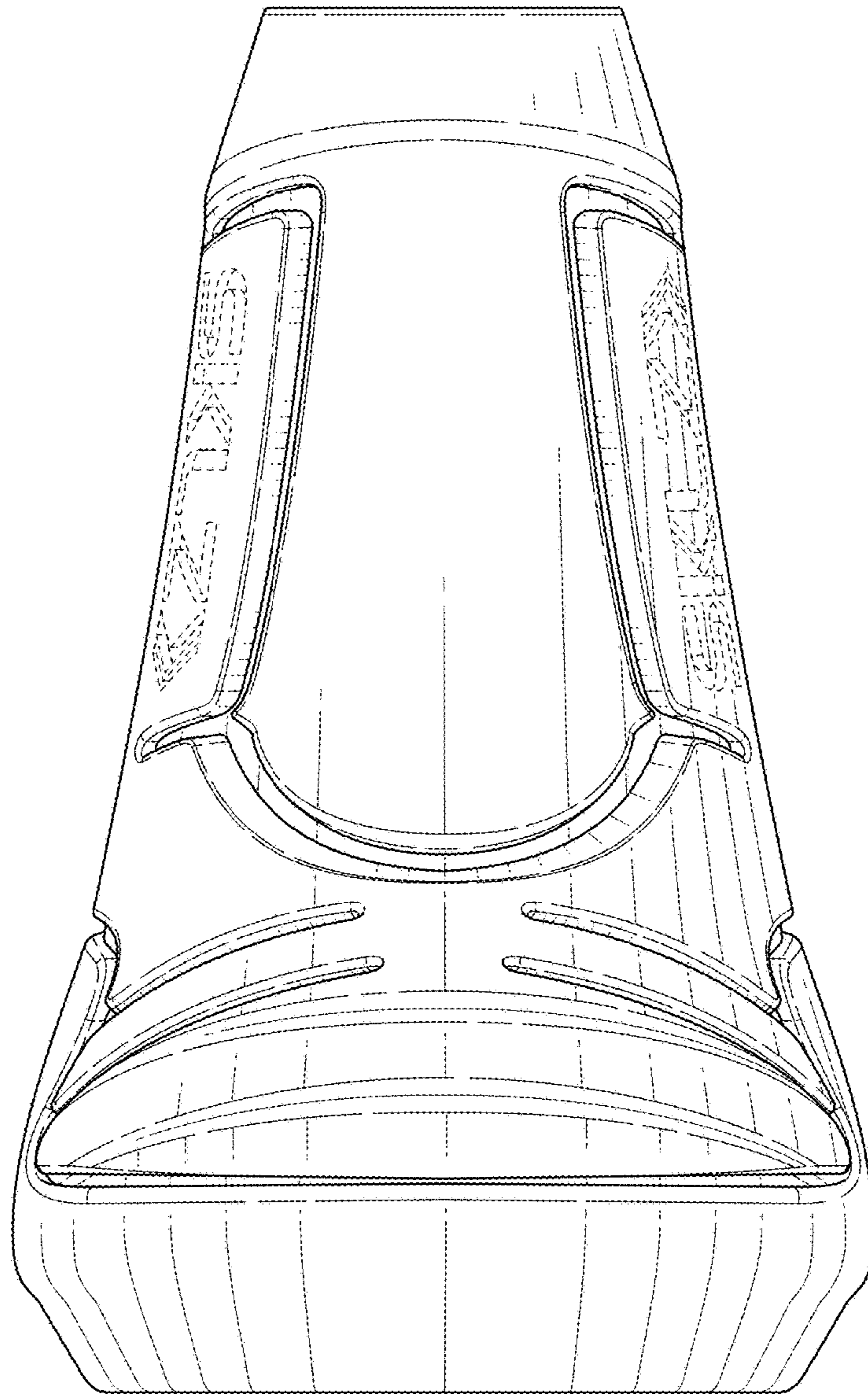


FIG. 2




FIG. 3

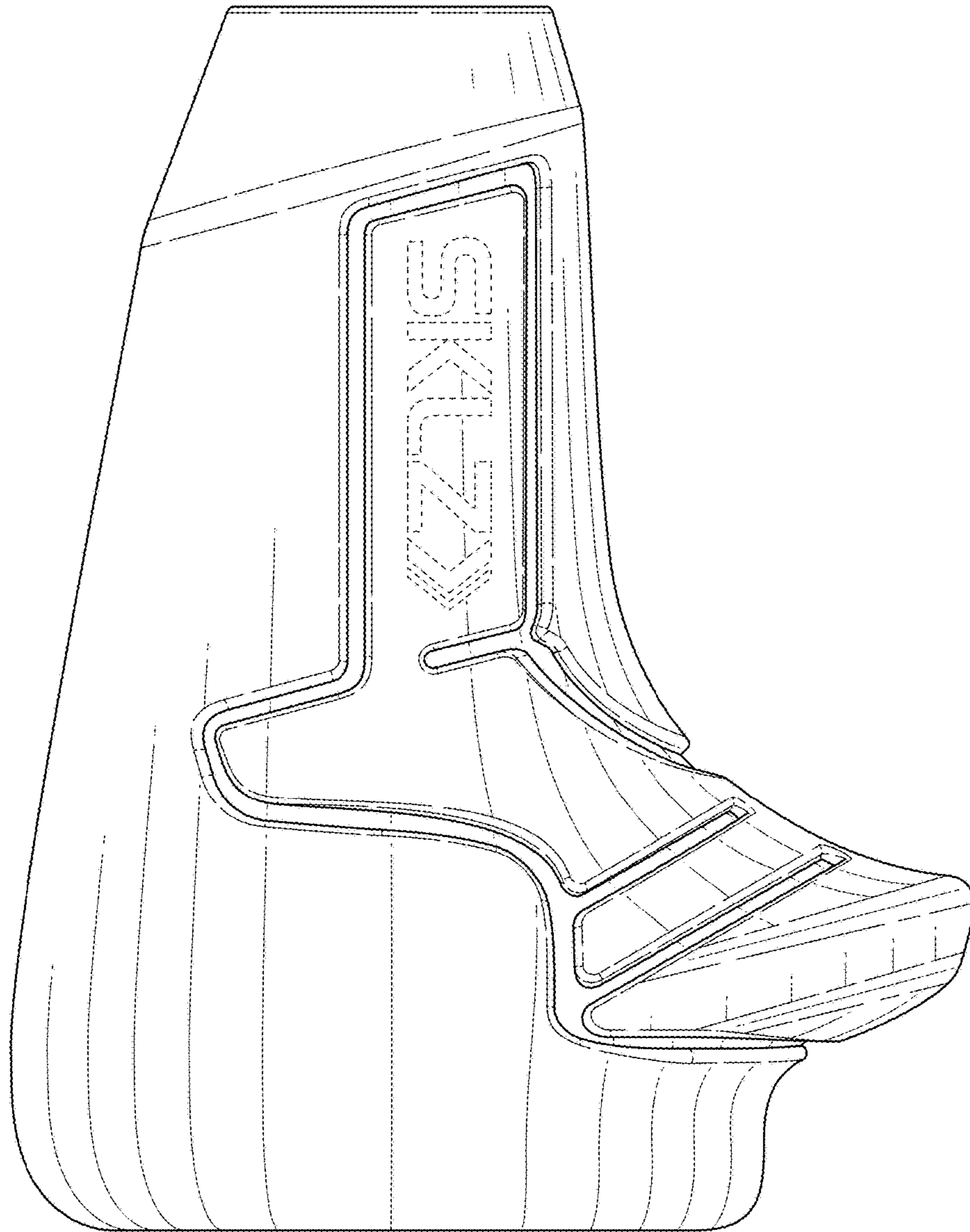


FIG. 4

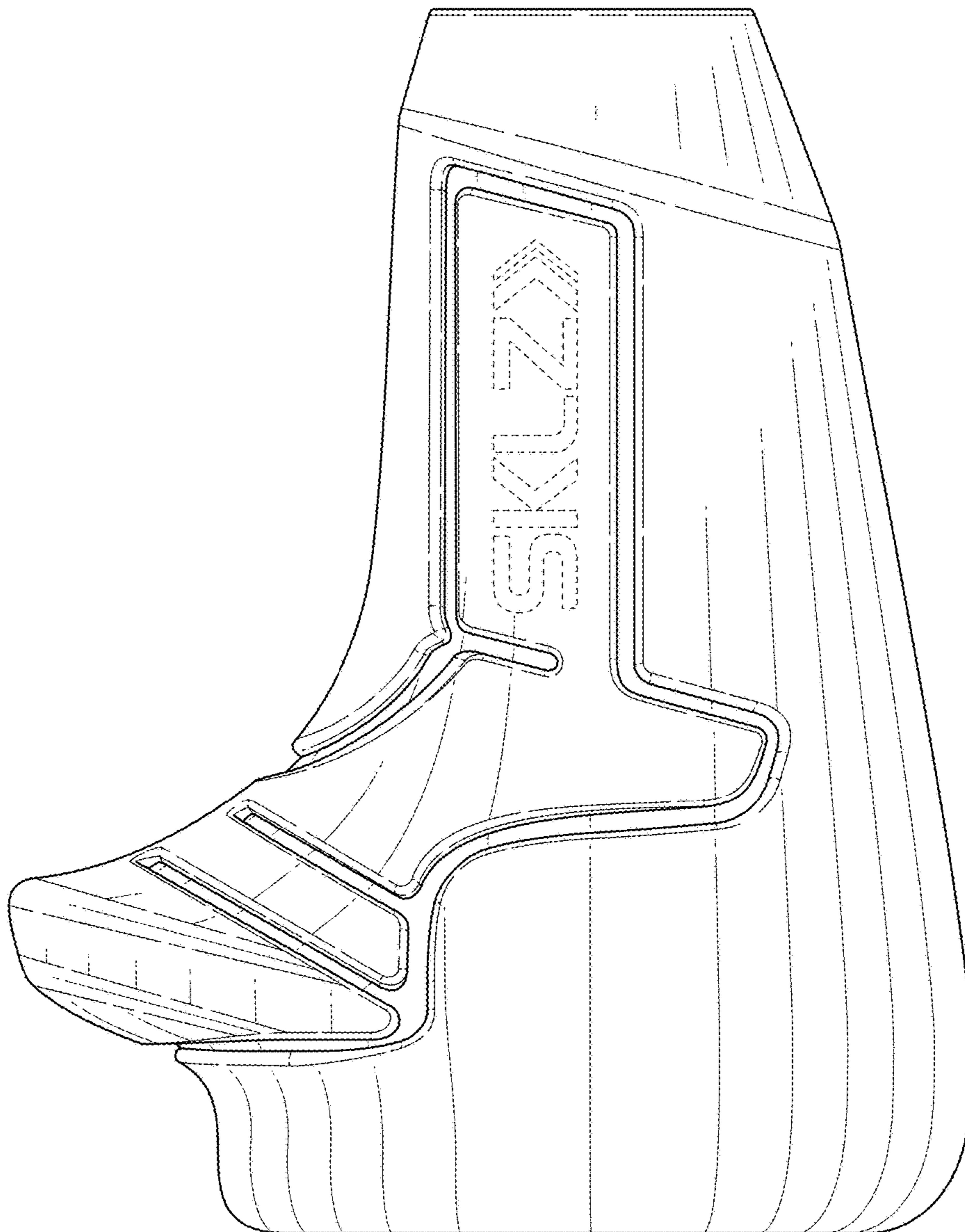


FIG. 5

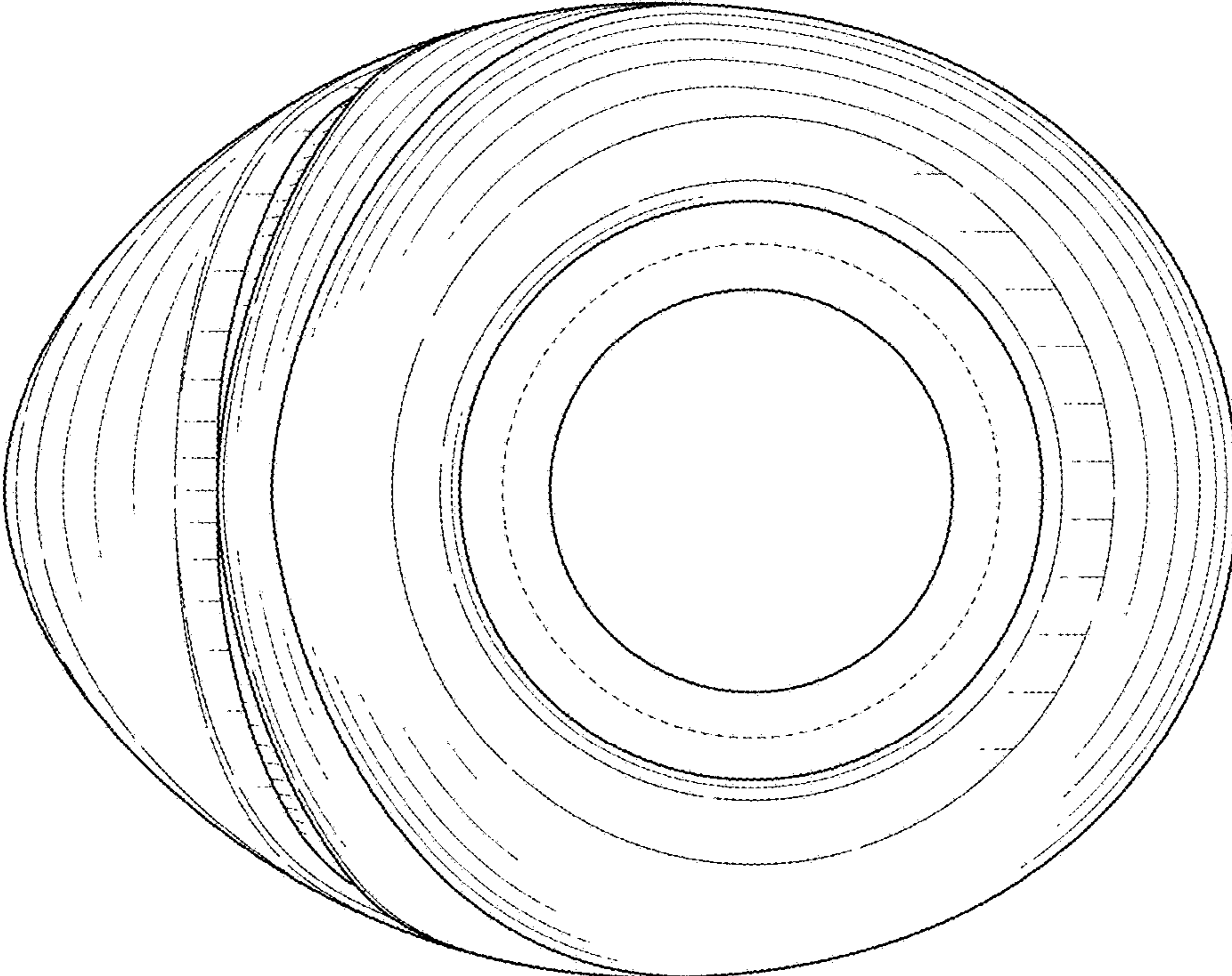


FIG. 7

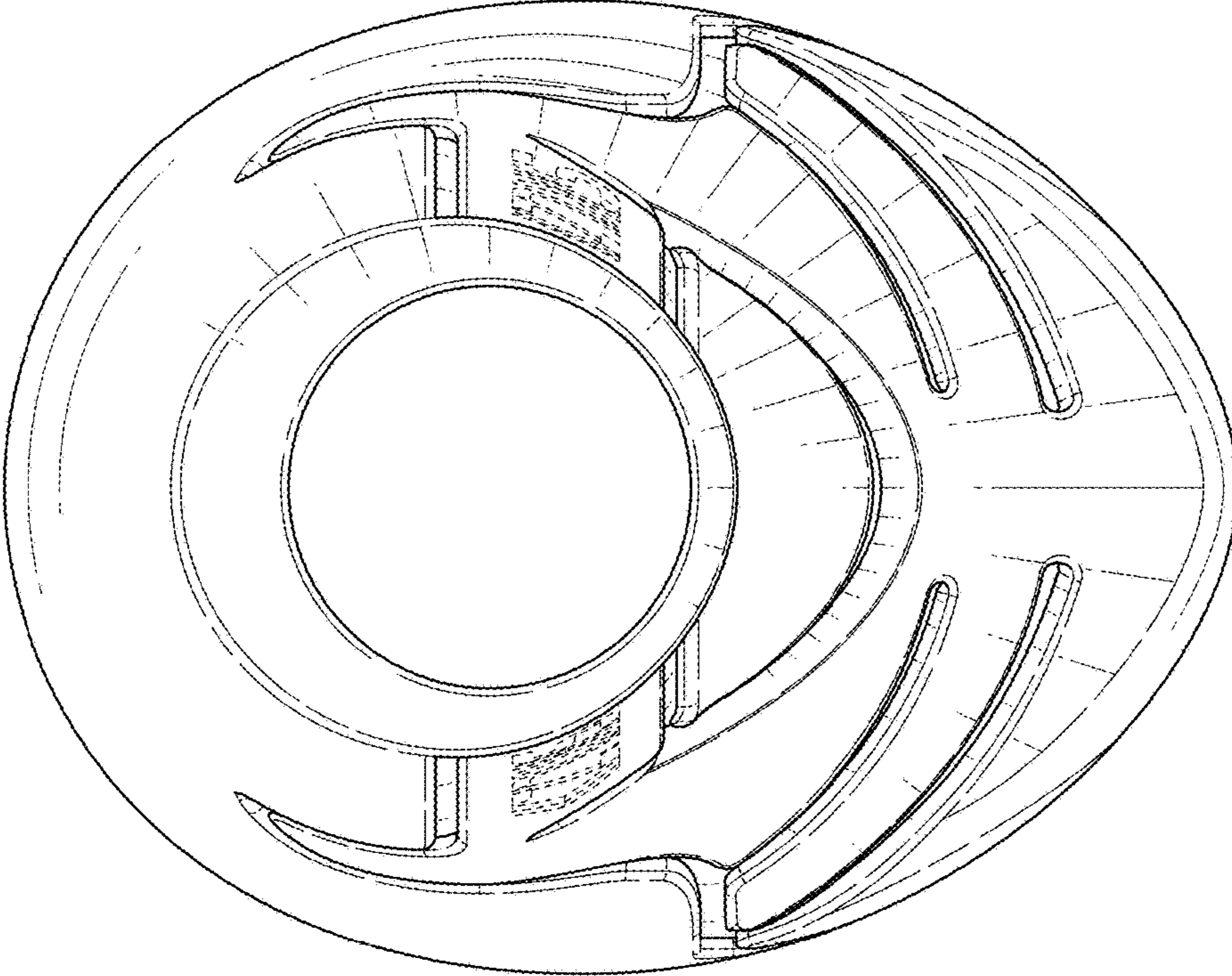


FIG. 6