



US00D849136S

(12) **United States Design Patent** (10) **Patent No.:** **US D849,136 S**  
**Cui** (45) **Date of Patent:** **\*\* May 21, 2019**

- (54) **GRAPH AND STATIONERY**
- (71) Applicant: **Tas Cui**, Niagara Falls (CA)
- (72) Inventor: **Tas Cui**, Niagara Falls (CA)
- (\*\*) Term: **15 Years**
- (21) Appl. No.: **29/634,586**
- (22) Filed: **Jan. 23, 2018**
- (51) **LOC (11) Cl.** ..... **19-01**
- (52) **U.S. Cl.**  
USPC ..... **D19/2**
- (58) **Field of Classification Search**  
USPC ..... D19/1-12, 20-34, 100;  
40/124.01-124.15, 672, 661, 726, 776,  
40/617; 283/72, 74-75, 103, 105-117,  
283/81-82, 70, 94, 904, 93; 206/449,  
206/815; D21/385; D20/10, 22, 27, 40,  
D20/42, 11; D14/435-437; D6/613, 583;  
362/2; 235/380, 382, 487, 493, 488;  
D5/25, 57, 59, 7-19  
CPC .. B42D 15/022; B42D 15/045; B42D 15/027;  
B42D 15/042; B42D 25/29; B42D 25/00;  
B42D 25/20; B42D 25/30; B42D 25/40;  
B42D 25/23; B42D 25/26; B42D 25/285;  
B42D 2033/00; B42D 2033/08; B42D  
2033/10; B42D 2033/16; B42D 2033/20;  
B42D 2033/30

See application file for complete search history.

(56) **References Cited**

U.S. PATENT DOCUMENTS

- 3,461,573 A \* 8/1969 Stibal ..... G09B 23/04  
434/189
- D301,088 S \* 5/1989 Kawaguchi ..... D5/53

- D425,113 S \* 5/2000 Kleman ..... D19/1
- D677,062 S \* 3/2013 Lee ..... D5/58
- D695,341 S \* 12/2013 Noskin ..... D19/26
- D740,035 S \* 10/2015 Teherani ..... D5/58

OTHER PUBLICATIONS

Tas Cui, Monolith Design Corp. Museum of National History Architectural Site Plan disclosed at Jury Presentation; Dec. 2015 (1 page).

\* cited by examiner

*Primary Examiner* — Abraham Bahta  
(74) *Attorney, Agent, or Firm* — Alfred Y. Chu, Esq.; Brian B. Shaw, Esq.; Harter Secrest & Emery LLP


(57) **CLAIM**

The ornamental design for a graph and stationery, as shown and described.

**DESCRIPTION**

FIG. 1 is a front plan view of a graph and stationery showing my new design;  
FIG. 2 is a rear plan view thereof;  
FIG. 3 is a left side elevational view thereof, a right side elevational view being identical to the left side elevational view; and,  
FIG. 4 is a top elevational view thereof, a bottom elevational view being identical to the top elevational view.  
The broken lines showing features in the figures are for the purpose of illustrating unclaimed portions of the graph and stationery and form no part of the claimed design.

**1 Claim, 4 Drawing Sheets**







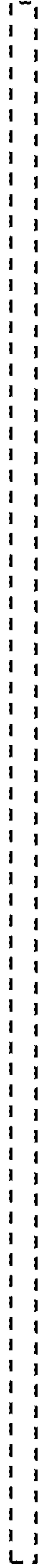


FIG. 1





**FIG. 2**



**FIG. 3**



**FIG. 4**