

US00D849074S

(12) **United States Design Patent**
Gordon

(10) **Patent No.:** **US D849,074 S**

(45) **Date of Patent:** **** May 21, 2019**

- (54) **EYEGLASS LENS**
- (71) Applicant: **William Gordon**, Beverly Hills, CA
(US)
- (72) Inventor: **William Gordon**, Beverly Hills, CA
(US)
- (73) Assignee: **William L. Gordon**, Beverly Hills, CA
(US)
- (**) Term: **15 Years**
- (21) Appl. No.: **29/582,194**
- (22) Filed: **Oct. 25, 2016**
- (51) **LOC (11) Cl.** **16-06**
- (52) **U.S. Cl.**
USPC **D16/101**
- (58) **Field of Classification Search**
USPC D16/101, 300-342, 900; D29/109-110;
D14/372; 351/41, 44, 45-48, 51-52, 62,
351/158, 92, 103-123, 140-153, 63, 59;
2/13, 15, 426-432, 447-449, 441,
2/434-437
CPC G02C 2200/08; G02C 1/06; G02C 5/14;
G02C 11/02; G02C 11/04; G02C 5/16;
G02C 2200/22; G02C 5/146; G02C
5/2254; G02C 5/008; G01C 5/16; A61M
2021/0044; A63B 33/002
See application file for complete search history.

D333,145 S *	2/1993	Jannard	D16/101
D335,887 S *	5/1993	Jannard	D16/101
D336,908 S *	6/1993	Jannard	D16/101
D354,968 S *	1/1995	Jannard	D16/101
D542,329 S *	5/2007	Hester	D16/315
D568,918 S *	5/2008	Yee	D16/101
D573,621 S *	7/2008	Yee	D16/101
D574,025 S *	7/2008	Yee	D16/101
D574,405 S *	8/2008	Yee	D16/101
D596,220 S *	7/2009	Decent	D16/315
D691,192 S *	10/2013	Stanley	D16/315
D697,129 S *	1/2014	Morrison	D16/101
D748,175 S *	1/2016	Yoo	D16/101
D783,698 S *	4/2017	Garfias	D16/101
D785,075 S *	4/2017	Ge	D16/309
2001/0028433 A1 *	10/2001	Nakamura	G02C 1/02 351/110

* cited by examiner

Primary Examiner — Michelle E. Wilson
Assistant Examiner — Sanjeev Paul

(57) **CLAIM**

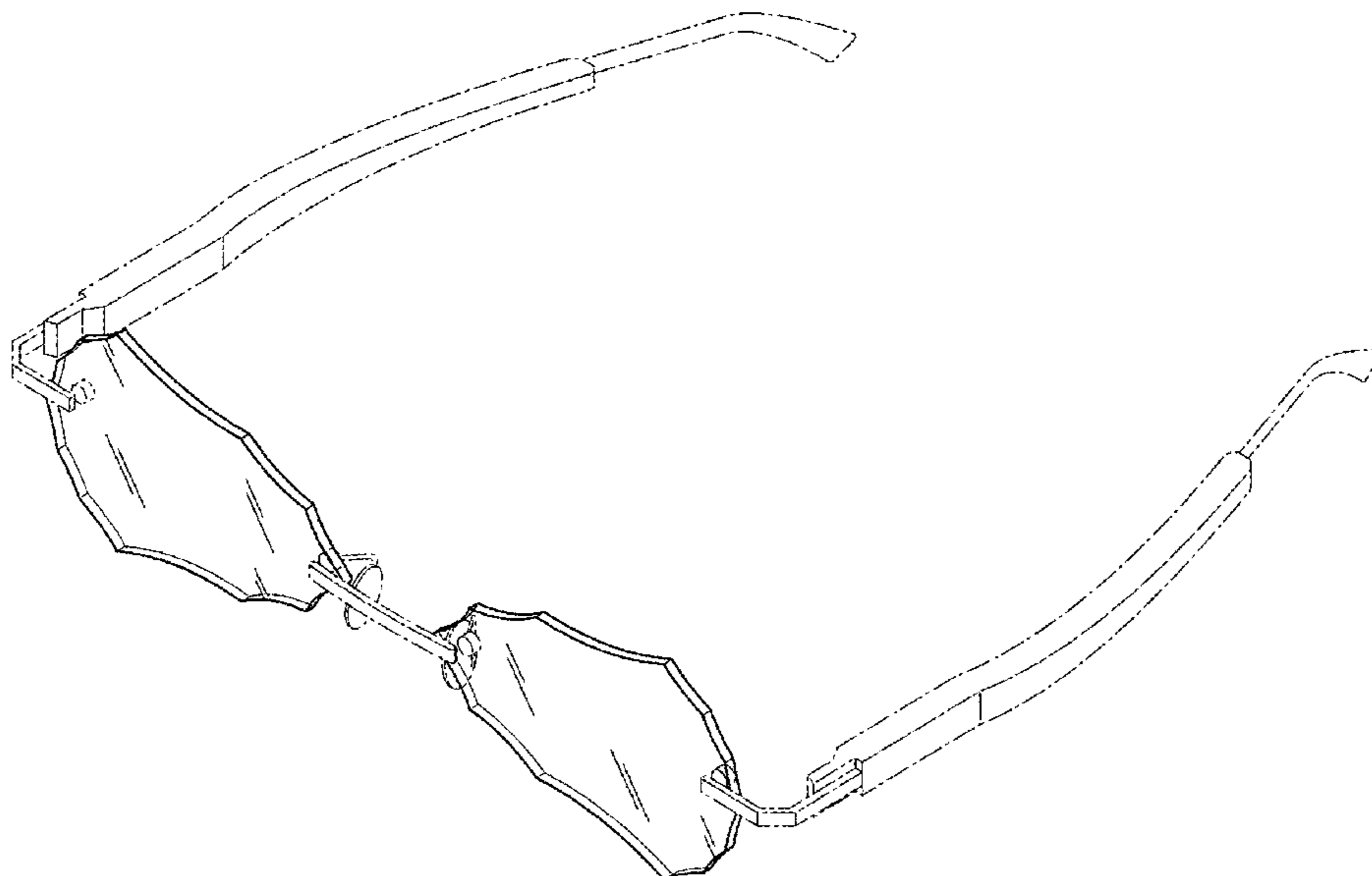
The ornamental design for the eyeglass lens, as shown and described.

DESCRIPTION

FIG. 1 is an elevated left front perspective of the eyeglass lens
FIG. 2 is a front view thereof;
FIG. 3 is a right perspective view thereof; and,
FIG. 4 is a left perspective view.
The broken lines shown in the drawings are included for the purpose of illustrating unclaimed portions of the eyeglass lens and environmental structure and form no part of the claimed design.

1 Claim, 4 Drawing Sheets

- (56) **References Cited**
U.S. PATENT DOCUMENTS
D328,468 S * 8/1992 Jannard D16/101
D331,763 S * 12/1992 Jannard D16/101



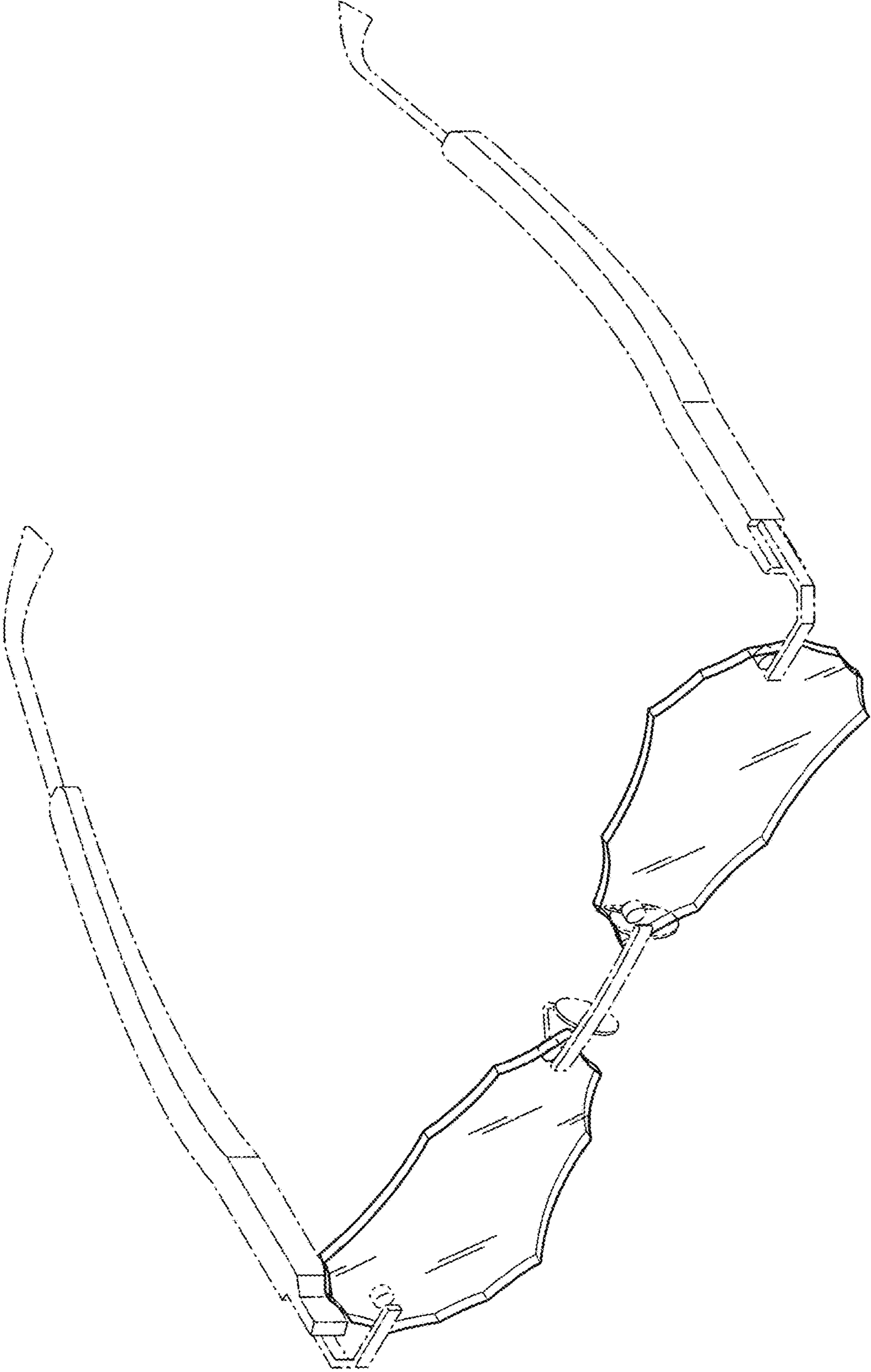


FIG. 1

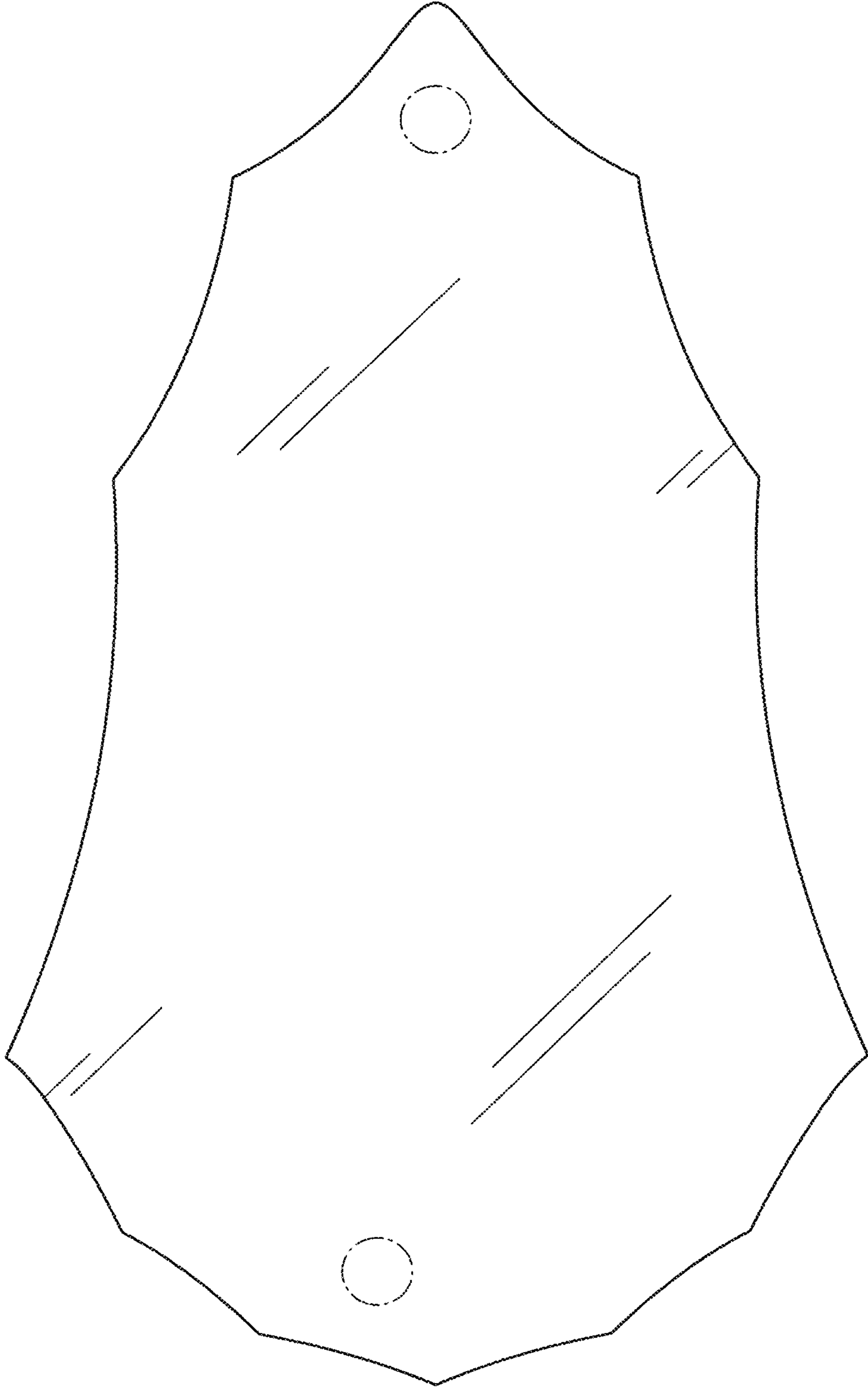


FIG. 2

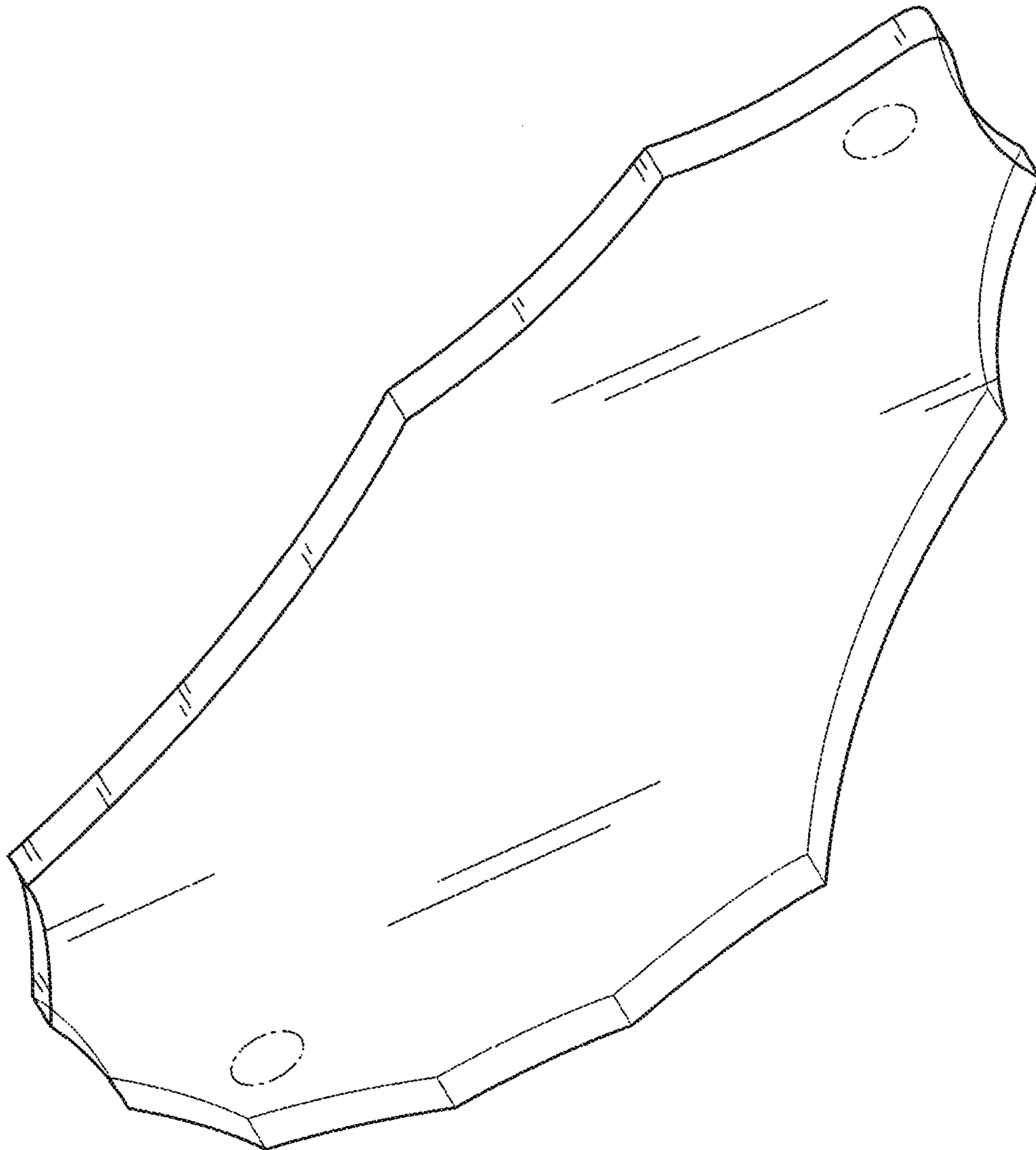


FIG. 3

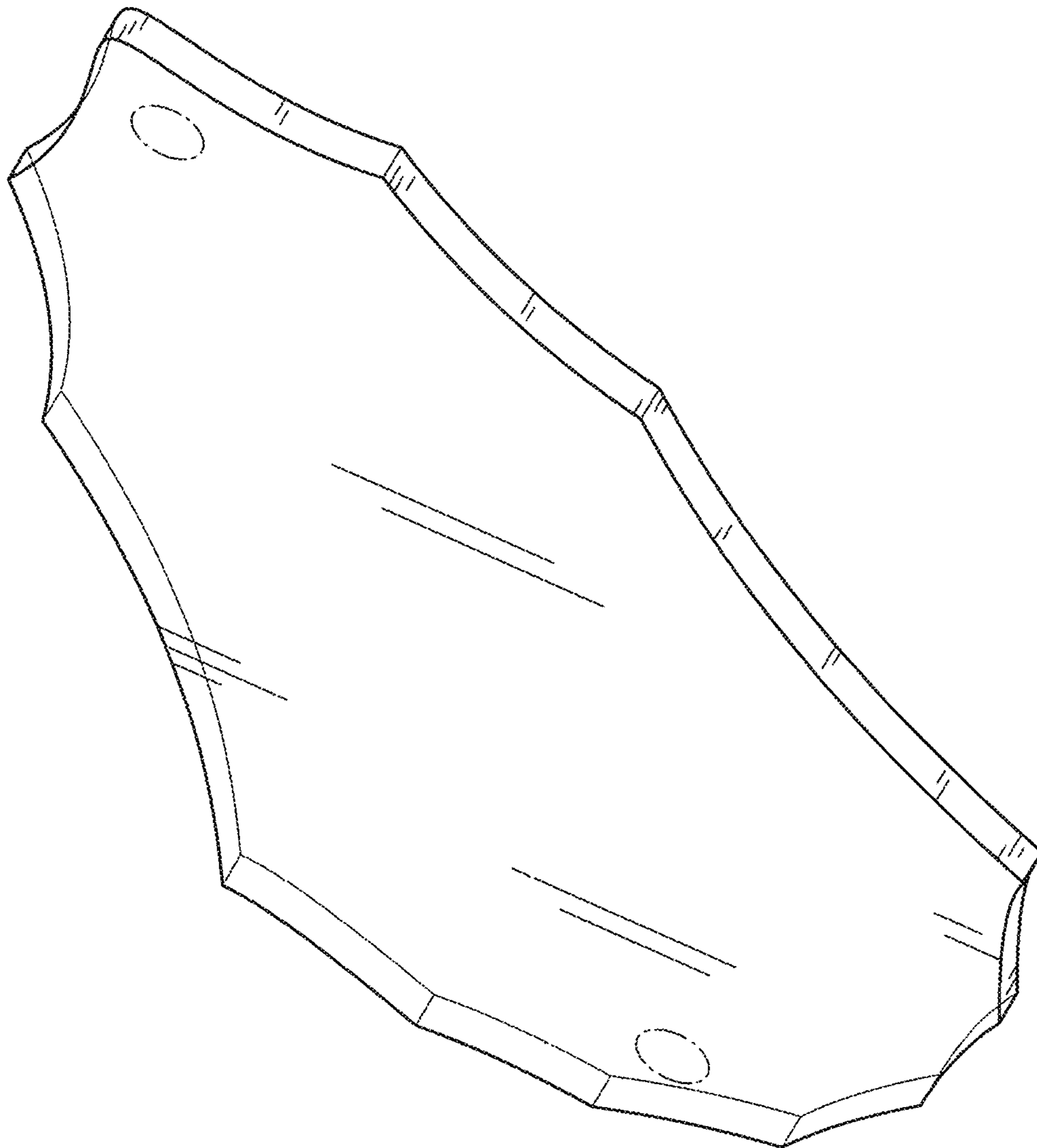


FIG. 4