



US00D849068S

(12) **United States Design Patent** (10) **Patent No.:** **US D849,068 S**
Hirano (45) **Date of Patent:** **** May 21, 2019**

(54) **ABRASIVE MATERIAL FOR BARREL POLISHING**

(71) Applicant: **Sintokogio, Ltd.**, Nagoya-shi, Aichi (JP)

(72) Inventor: **Masao Hirano**, Kitanagoya (JP)

(73) Assignee: **SINTOKOGIO, LTD.**, Nagoya-shi, Aichi (JP)

(**) Term: **15 Years**

(21) Appl. No.: **29/633,911**

(22) Filed: **Jan. 17, 2018**

(30) **Foreign Application Priority Data**

Aug. 18, 2017 (JP) 2017-017735

(51) **LOC (11) Cl.** **15-03**

(52) **U.S. Cl.**
USPC **D15/126**

(58) **Field of Classification Search**
USPC D15/126, 133, 139, 140; D8/20, 70
CPC F04B 25/00; F04B 27/00; F04B 33/00;
F04B 35/00; F04B 37/00; F04B 39/00;
F04B 39/12; F04B 41/00
See application file for complete search history.

(56) **References Cited**

U.S. PATENT DOCUMENTS

- 732,949 A * 7/1903 Koenig B24D 11/00
433/166
- 1,331,964 A * 2/1920 Newhouse B02C 17/20
241/184
- 1,431,475 A * 10/1922 MacDonald B02C 17/20
241/184
- D154,449 S * 7/1949 Williams D15/126
- D154,450 S * 7/1949 Williams D15/126

- D196,447 S * 10/1963 Zuzelo D15/126
- D237,202 S * 10/1975 White D15/126
- D284,969 S * 8/1986 Olovsson D15/126
- D324,525 S * 3/1992 Baker D15/126
- D491,961 S * 6/2004 Kazama D15/126
- D504,693 S * 5/2005 Kazama D15/126
- D545,329 S * 6/2007 Cao D15/126
- D690,087 S * 9/2013 Black D2/869
- D743,457 S * 11/2015 Bodurov D15/126
- D806,175 S * 12/2017 Fjelstad D21/373
- D829,247 S * 9/2018 Chalfant D15/126
- 2011/0297775 A1 * 12/2011 Bodurov B02C 17/20
241/291
- 2014/0191069 A1 * 7/2014 Bodurov B02C 17/20
241/184

* cited by examiner

Primary Examiner — Khawaja Anwar

(74) *Attorney, Agent, or Firm* — Leydig Voit & Mayer

(57) **CLAIM**

The ornamental design for an abrasive material for barrel polishing, as shown and described.

DESCRIPTION

FIG. 1 is a front view of an abrasive material for barrel polishing of the present invention. The abrasive material for barrel polishing is placed in a barrel polisher along with water and a workpiece, and the barrel polisher is operated to polish the workpiece.

FIG. 2 is a rear view thereof.

FIG. 3 is a top plan view thereof.

FIG. 4 is a bottom view thereof.


FIG. 5 is a right side view thereof.

FIG. 6 is a left side view thereof; and,

FIG. 7 is a perspective view (plan view as viewed diagonally from above) thereof.

The abrasive material for barrel polishing is shown within a dark environment that forms no part of the claimed design.

1 Claim, 7 Drawing Sheets



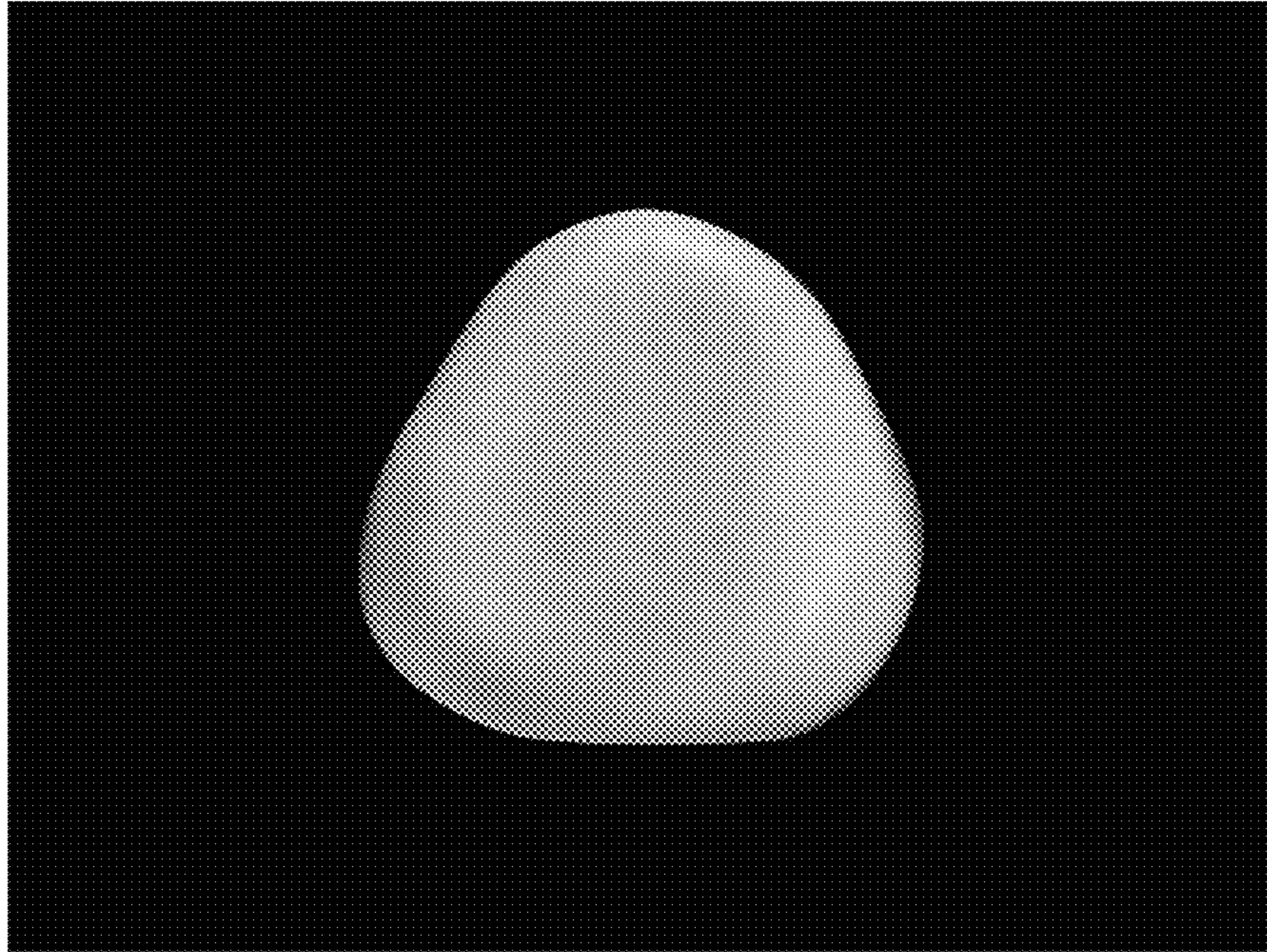


FIG. 1

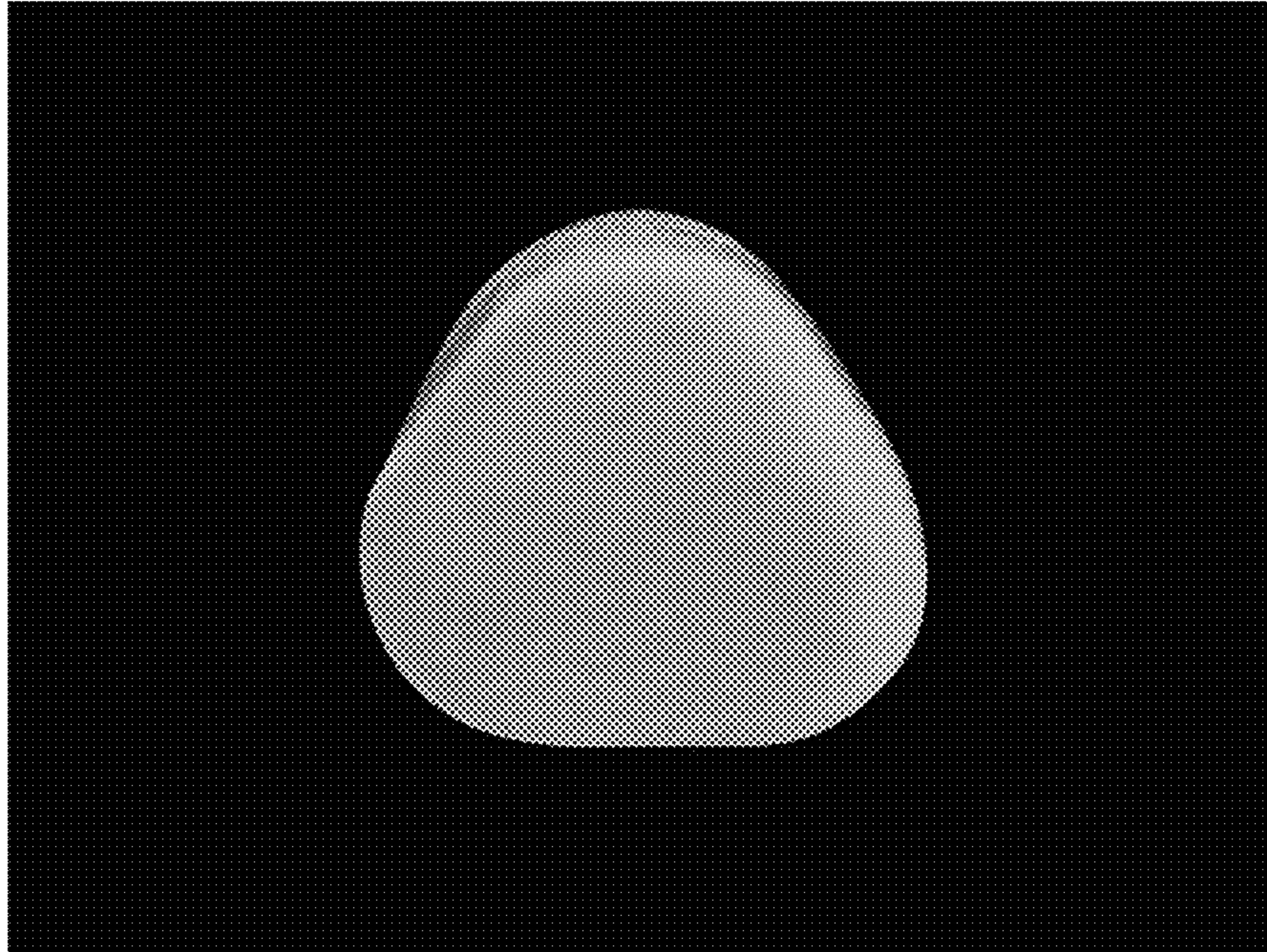


FIG. 2

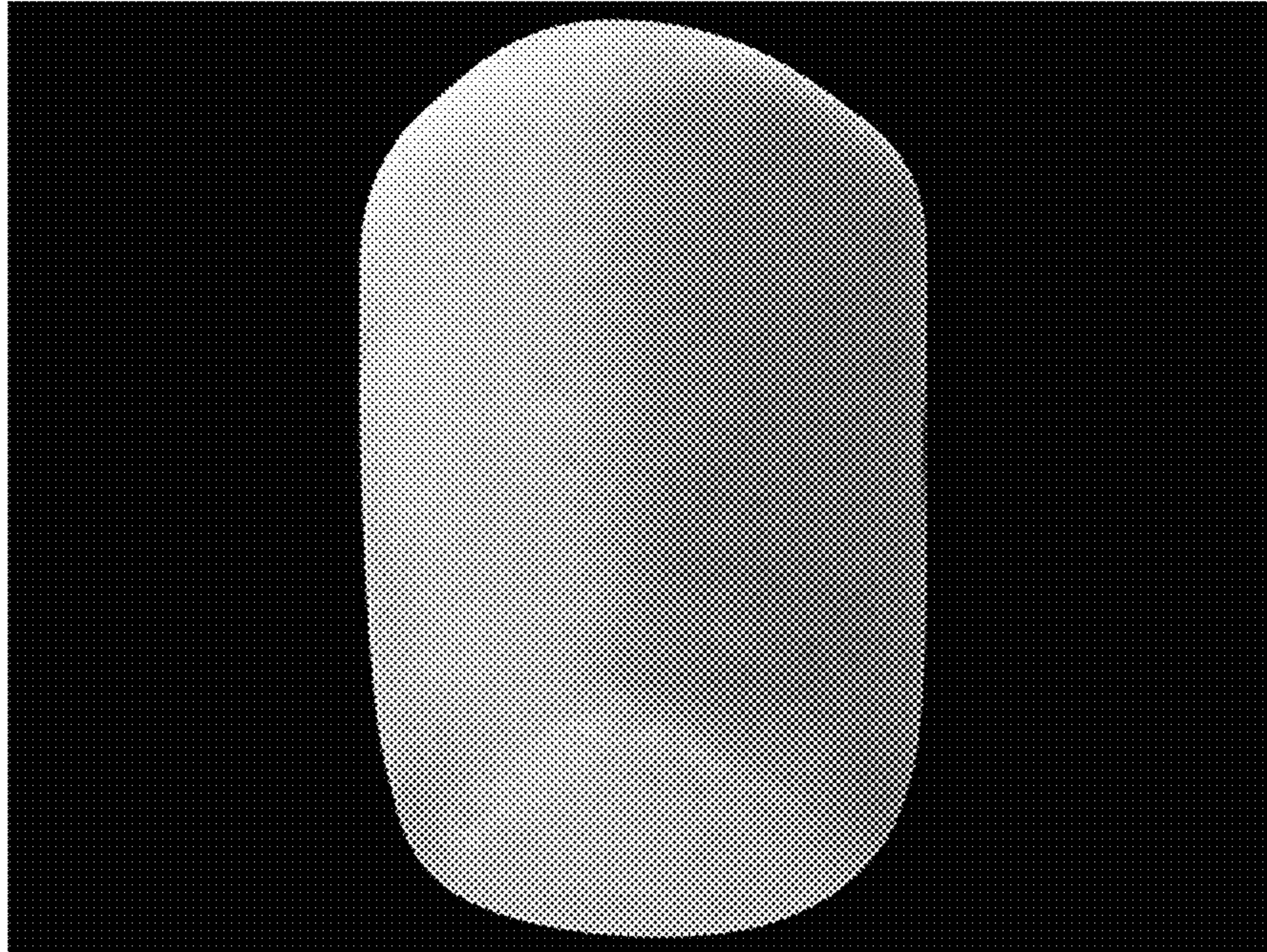


FIG. 3




FIG. 4




FIG. 5




FIG. 6

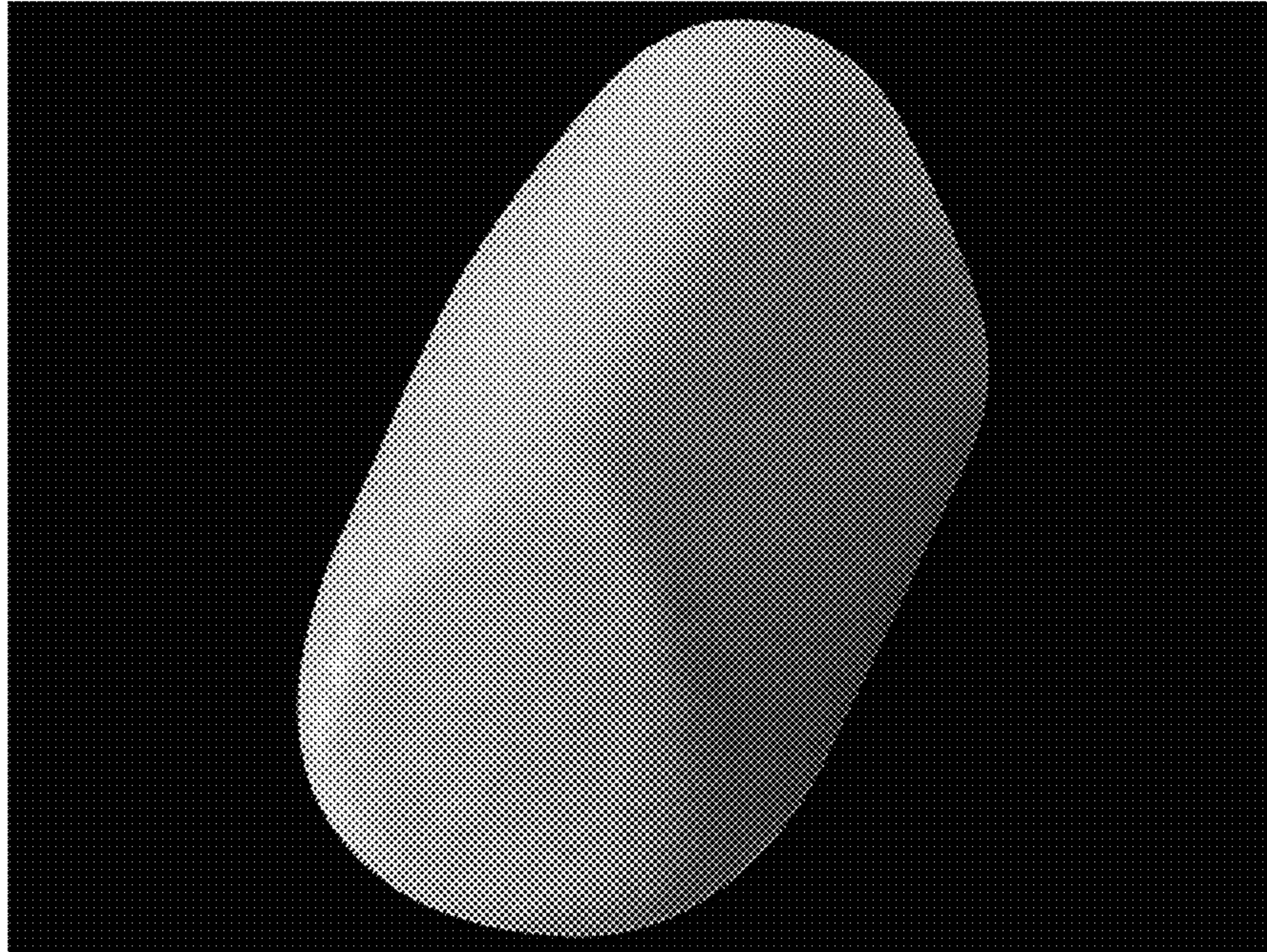


FIG. 7