



US00D848995S

(12) **United States Design Patent**  
**Zhu**

(10) **Patent No.:** **US D848,995 S**

(45) **Date of Patent:** **\*\* May 21, 2019**

(54) **MOBILE PHONE CASE**

(71) Applicant: **Kun Zhu**, Hanzhong (CN)

(72) Inventor: **Kun Zhu**, Hanzhong (CN)

(\*\*) Term: **15 Years**

(21) Appl. No.: **29/587,898**

(22) Filed: **Dec. 16, 2016**

(51) **LOC (11) Cl.** ..... **14-03**

(52) **U.S. Cl.**

USPC ..... **D14/250**

(58) **Field of Classification Search**

USPC ..... D3/218, 232, 233, 239, 242, 245-251,  
D3/269, 273, 301, 303; D13/103, 107,  
D13/108, 119; D14/137, 138 R, 138 AA,  
D14/138 C, 138 G, 203.3-203.7, 217,  
D14/238.1, 247, 248, 250, 251-253, 440  
CPC ..... H04B 1/3888; H04M 1/0283; H04M  
1/0202; A45C 1/06; A45C 2011/002;  
A45C 11/00; A45F 2005/028; A45F  
2200/0525

See application file for complete search history.

(56) **References Cited**

**U.S. PATENT DOCUMENTS**

D620,000 S \* 7/2010 Bau ..... D14/250  
D656,135 S \* 3/2012 Swartz ..... D14/238.1  
D671,933 S \* 12/2012 Rodgers ..... D14/250  
D688,234 S \* 8/2013 Esses ..... D14/250  
D690,292 S \* 9/2013 Bibla ..... D14/250  
D705,769 S \* 5/2014 Esses ..... D14/250

8,718,730 B1 \* 5/2014 LaColla ..... H04M 1/04  
455/552.1  
D710,347 S \* 8/2014 Esses ..... D14/250  
D712,386 S \* 9/2014 Lu ..... D14/250  
D716,782 S \* 11/2014 Macrina ..... D14/250  
D745,866 S \* 12/2015 Adelman ..... D14/250  
D763,243 S \* 8/2016 Adelman ..... D14/250  
D765,644 S \* 9/2016 Witter ..... D14/250  
2016/0285497 A1 \* 9/2016 Roberts ..... A45F 5/00

\* cited by examiner

*Primary Examiner* — Susan E Krakower

*Assistant Examiner* — L. A. Grabenstetter

(57) **CLAIM**

The ornamental design for a mobile phone case, as shown and described.

**DESCRIPTION**

FIG. 1 is a front elevational view of a mobile phone case showing my new design;

FIG. 2 is a rear elevational view thereof;

FIG. 3 is a left side elevational view thereof;

FIG. 4 is a right side elevational view thereof;

FIG. 5 is a top plan view thereof;

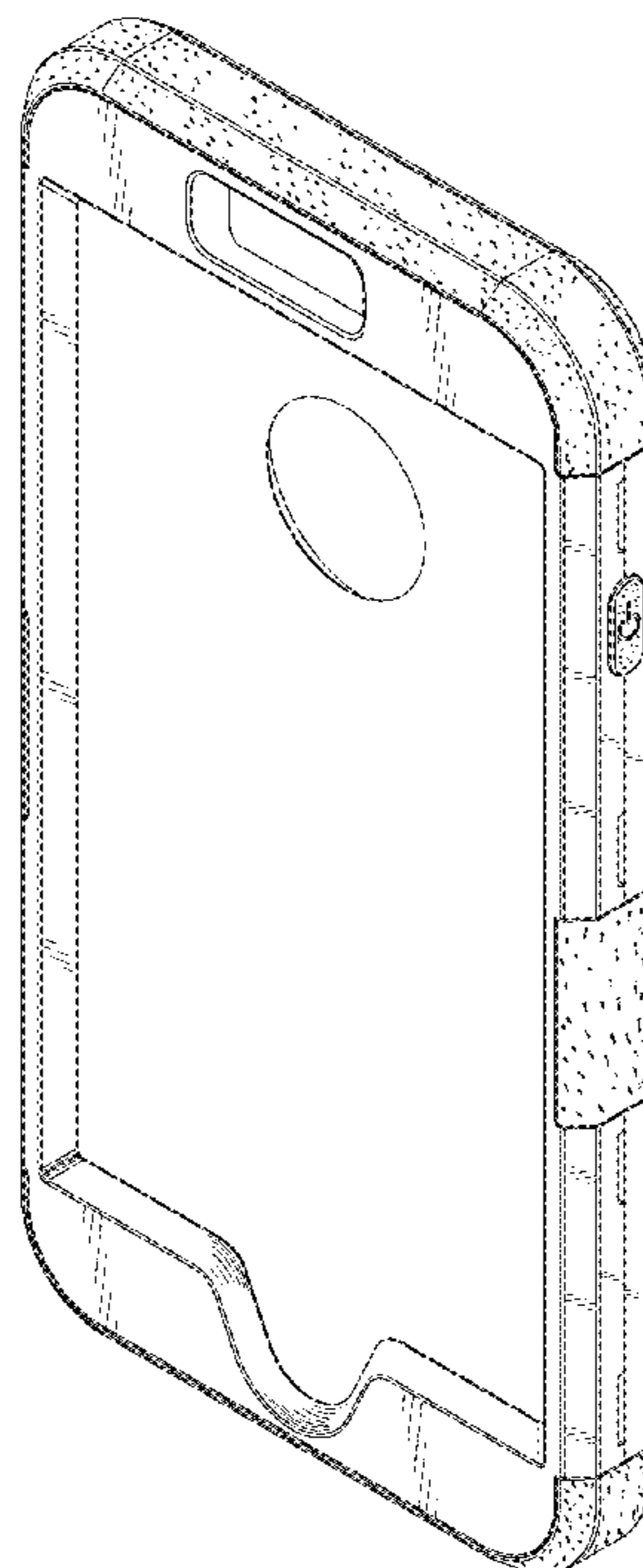
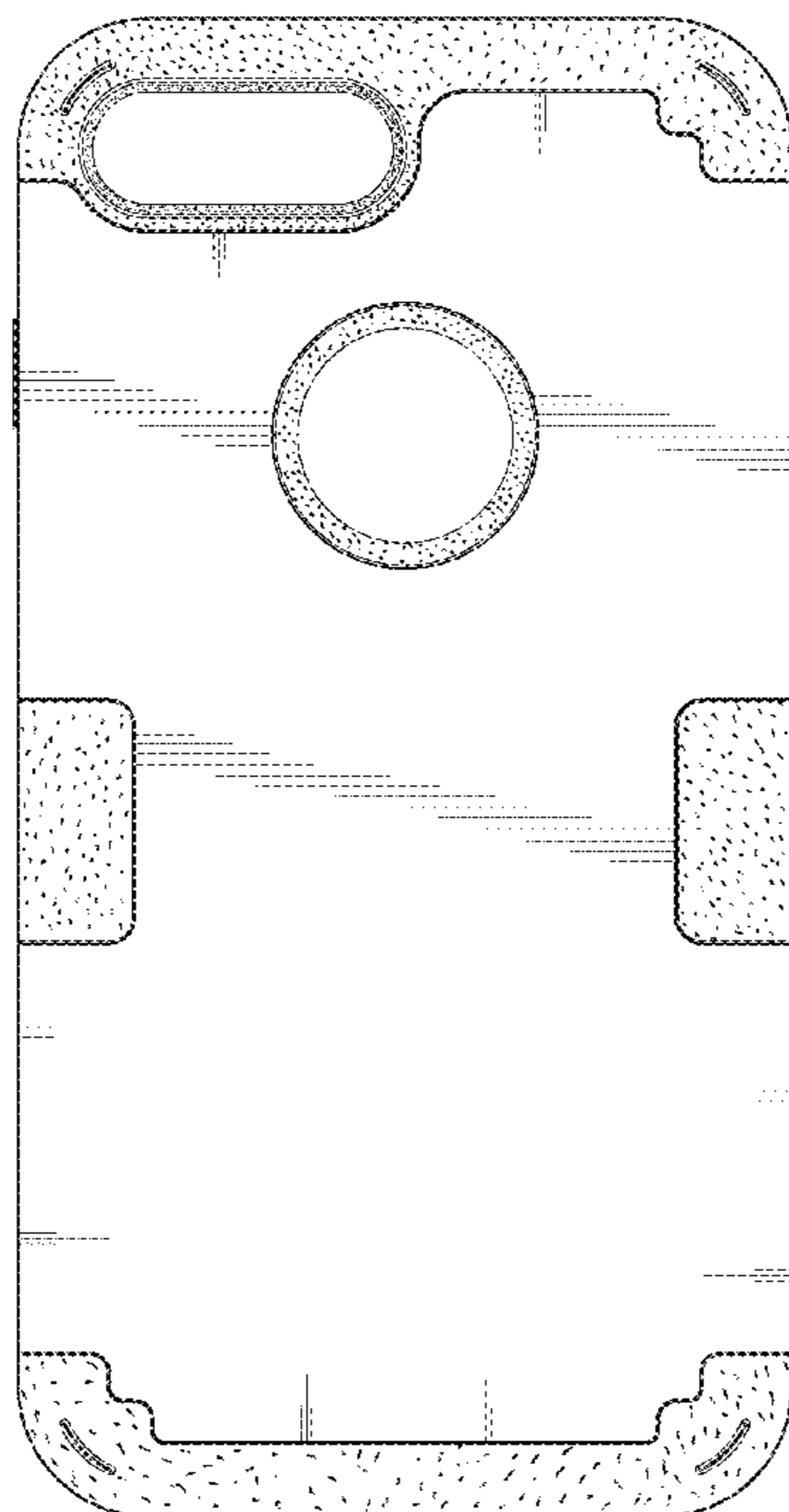
FIG. 6 is a bottom plan view thereof;

FIG. 7 is a front perspective view thereof; and,

FIG. 8 is an exploded front perspective view thereof, showing installation with an environmental mobile phone.

The broken lines depicting a phone in FIG. 8 represent unclaimed environmental structure.

**1 Claim, 7 Drawing Sheets**



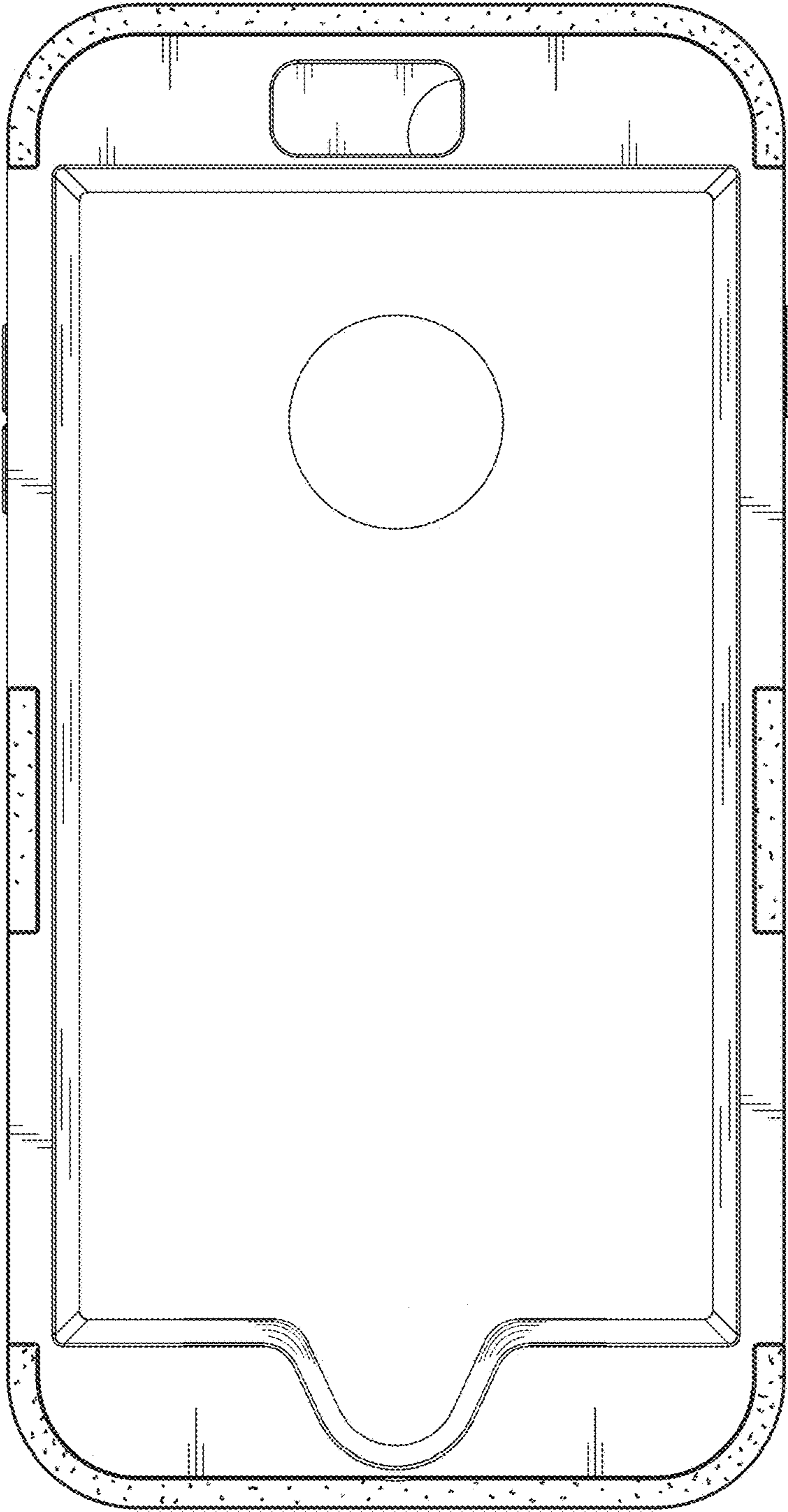


FIG. 1

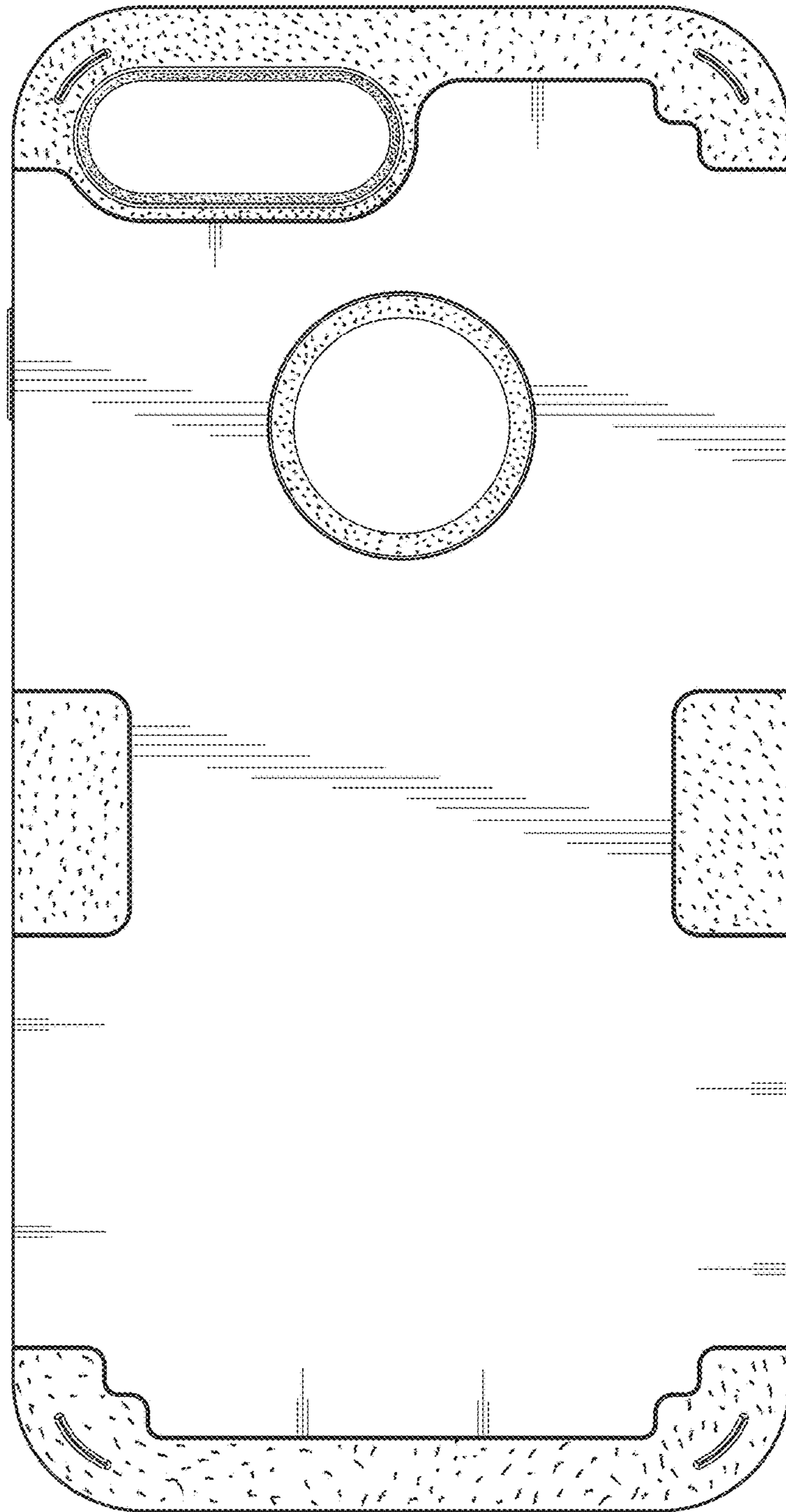


FIG. 2



FIG. 3




FIG.4



FIG. 5

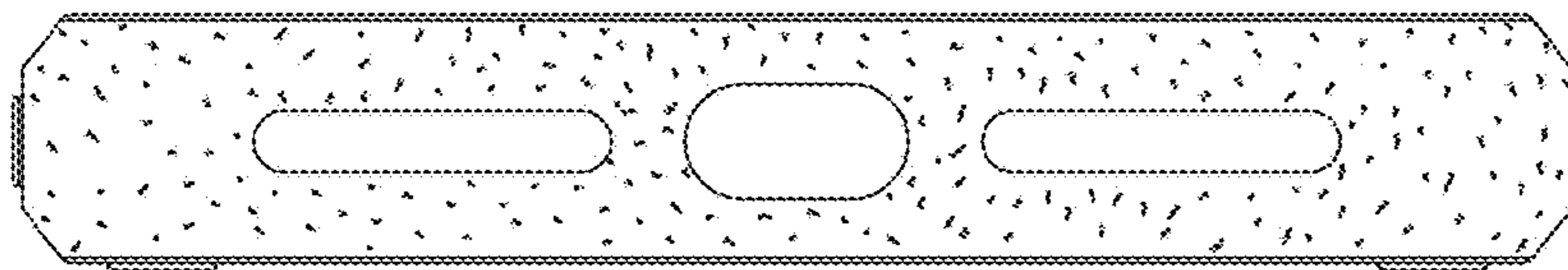


FIG. 6




FIG. 7

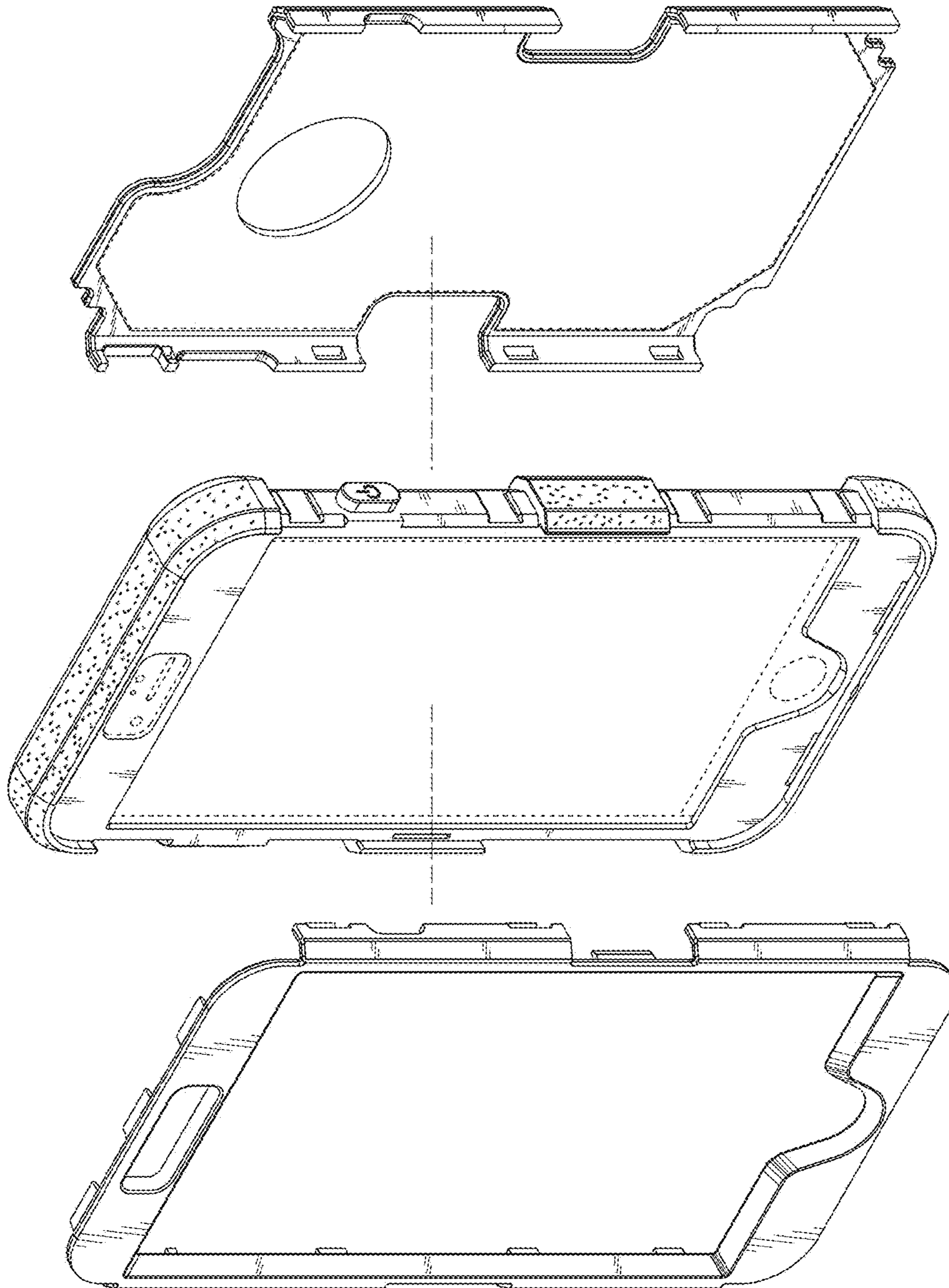


FIG. 8