



US00D848994S

(12) **United States Design Patent**
Lim et al.

(10) **Patent No.:** **US D848,994 S**

(45) **Date of Patent:** **** May 21, 2019**

(54) **CASE FOR CELLULAR PHONE**

(71) Applicant: **LG ELECTRONICS INC.**, Seoul (KR)

(72) Inventors: **Hwitaek Lim**, Seoul (KR); **Hyejin Kim**, Seoul (KR); **Hyunwoo Kim**, Seoul (KR); **Youngho Kim**, Seoul (KR)

(73) Assignee: **LG ELECTRONICS INC.**, Seoul (KR)

(**) Term: **15 Years**

(21) Appl. No.: **29/541,261**

(22) Filed: **Oct. 1, 2015**

(30) **Foreign Application Priority Data**

Apr. 2, 2015 (KR) 30-2015-0016831

(51) **LOC (11) Cl.** **14-03**

(52) **U.S. Cl.**
USPC **D14/250**

(58) **Field of Classification Search**
USPC D14/248, 439, 203.3-203.7, 447, 238.1, D14/251-253, 217, 240, 250, 440; D3/201, 218, 247, 269, 273, 301, 303; D13/103, 107-108, 119
CPC H04B 1/3888; H04M 1/0283; H04M 1/0202; A45C 1/06; A45C 11/00; A45C 13/02; A45C 2011/002; A45F 2005/026; A45F 2200/0525; A45F 2200/0516
See application file for complete search history.

(56) **References Cited**

U.S. PATENT DOCUMENTS

D593,750 S * 6/2009 Song D3/269
D597,089 S * 7/2009 Khan D14/250
D619,361 S * 7/2010 Andre D3/269
D620,931 S * 8/2010 Opman D14/250

D625,303 S * 10/2010 Kim D14/250
D704,688 S * 5/2014 Reivo D14/250
D721,693 S * 1/2015 Lee D14/250
D721,694 S * 1/2015 Lee D14/250
D750,608 S * 3/2016 Kim D14/250
D751,057 S * 3/2016 Ahn D14/250
D752,569 S * 3/2016 Lee D14/250
D756,342 S * 5/2016 Lee D14/250
D756,982 S * 5/2016 Choe D14/250
D761,776 S * 7/2016 Choe D14/250
D765,645 S * 9/2016 Kim D14/250
D770,434 S * 11/2016 Choe D14/250
D775,113 S * 12/2016 Lim D14/250
D776,102 S * 1/2017 Kim D14/250
D778,274 S * 2/2017 Lim D14/250
D783,587 S * 4/2017 Kim D14/250
D784,316 S * 4/2017 Lim D14/250
2011/0240662 A1 * 10/2011 Han H04B 1/3888
220/660
2015/0053583 A1 * 2/2015 McCormick A45C 11/00
206/521

* cited by examiner

Primary Examiner — Carla J Wright

(74) *Attorney, Agent, or Firm* — Birch, Stewart, Kolasch & Birch, LLP

(57) **CLAIM**

The ornamental design for a case for cellular phone, as shown and described.

DESCRIPTION

FIG. 1 is a front, right side, perspective view of a case for cellular phone showing our new design;
FIG. 2 is a front view thereof;
FIG. 3 is a rear view thereof;
FIG. 4 is a left side view thereof;
FIG. 5 is a right side view thereof;
FIG. 6 is a top view thereof; and,
FIG. 7 is a bottom view thereof.
All surfaces of the case for cellular phone are transparent.

1 Claim, 6 Drawing Sheets

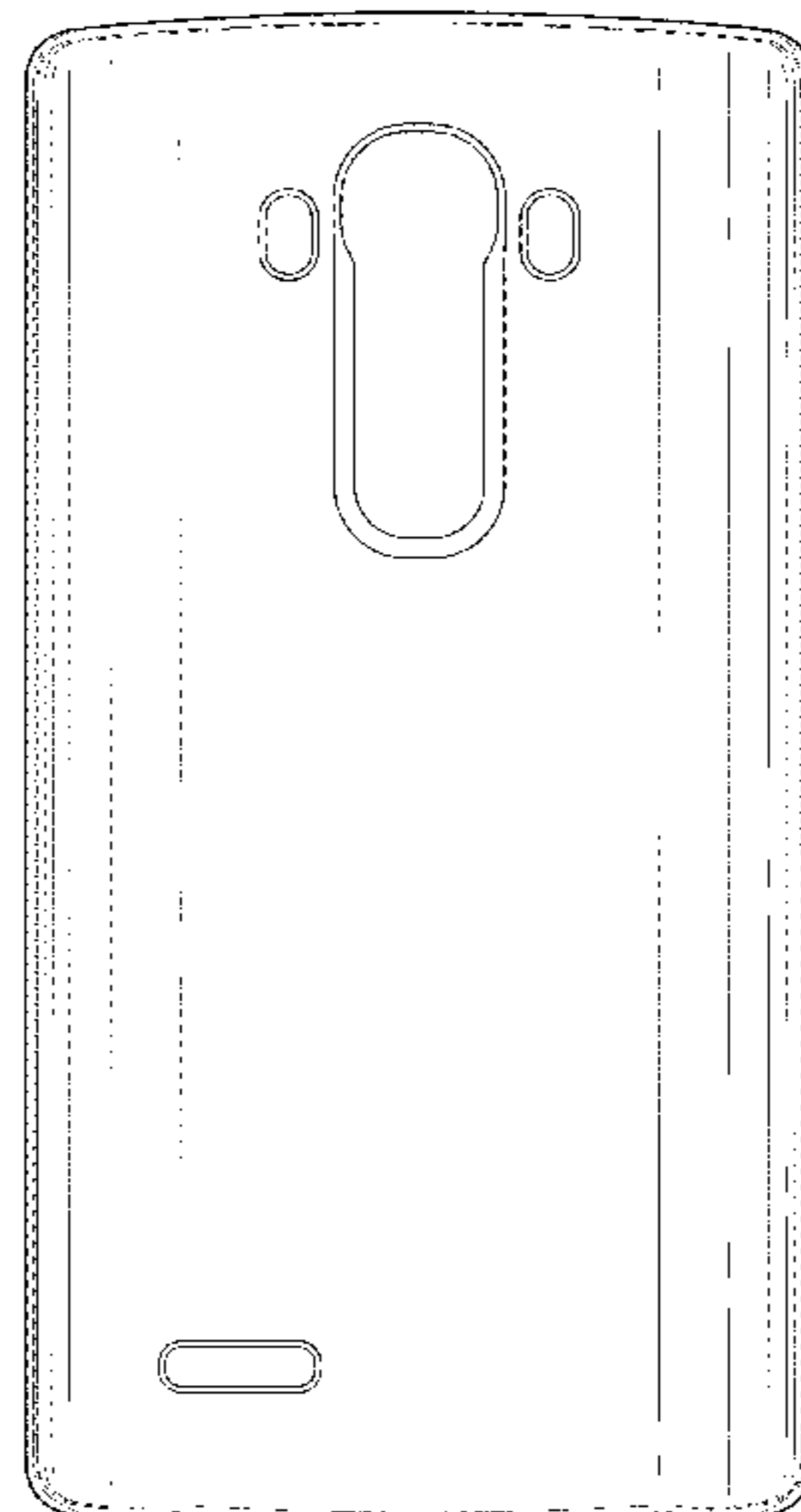



FIG. 1

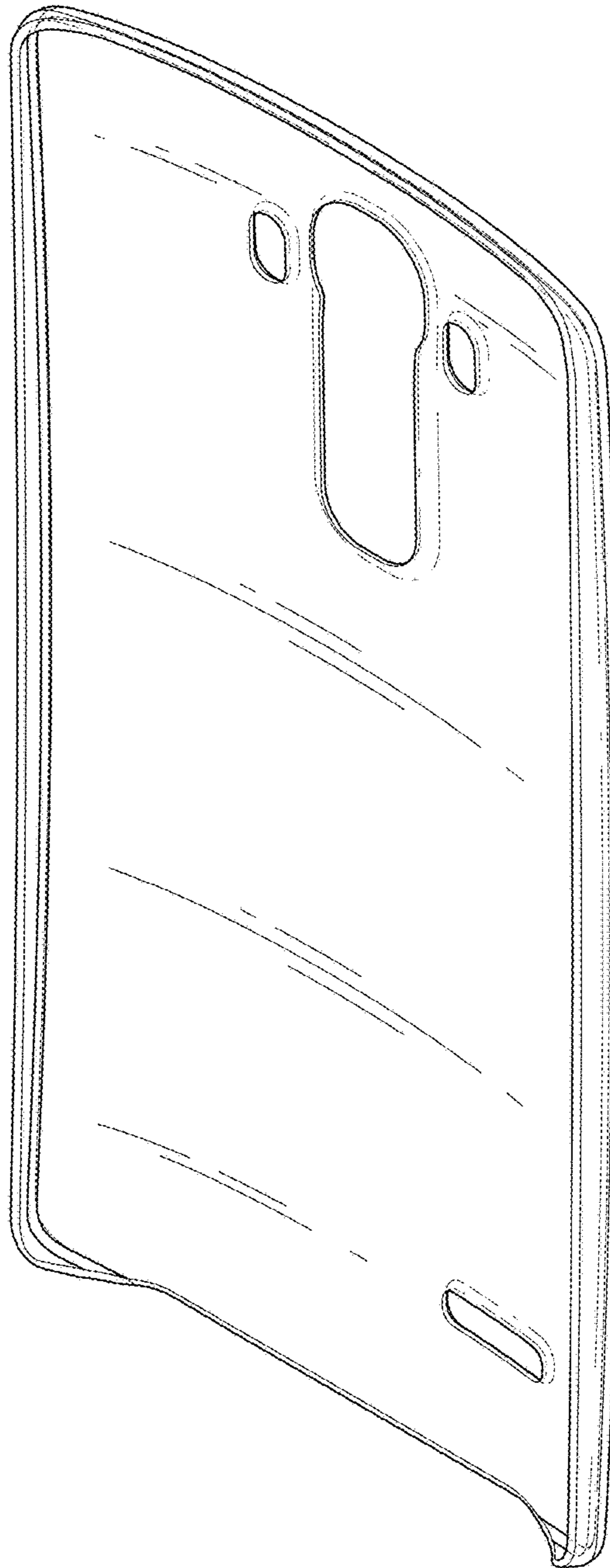


FIG. 2

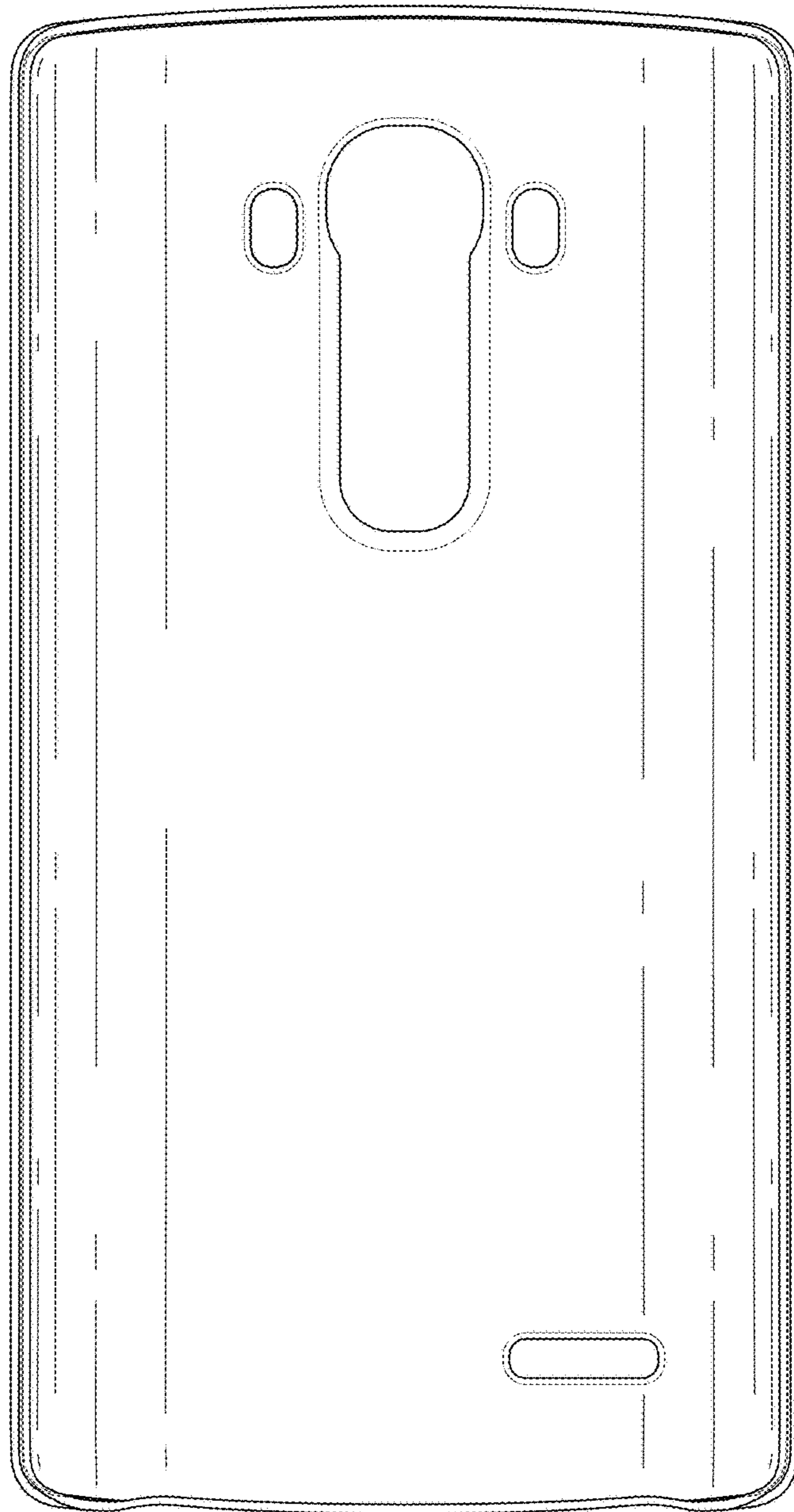


FIG. 3

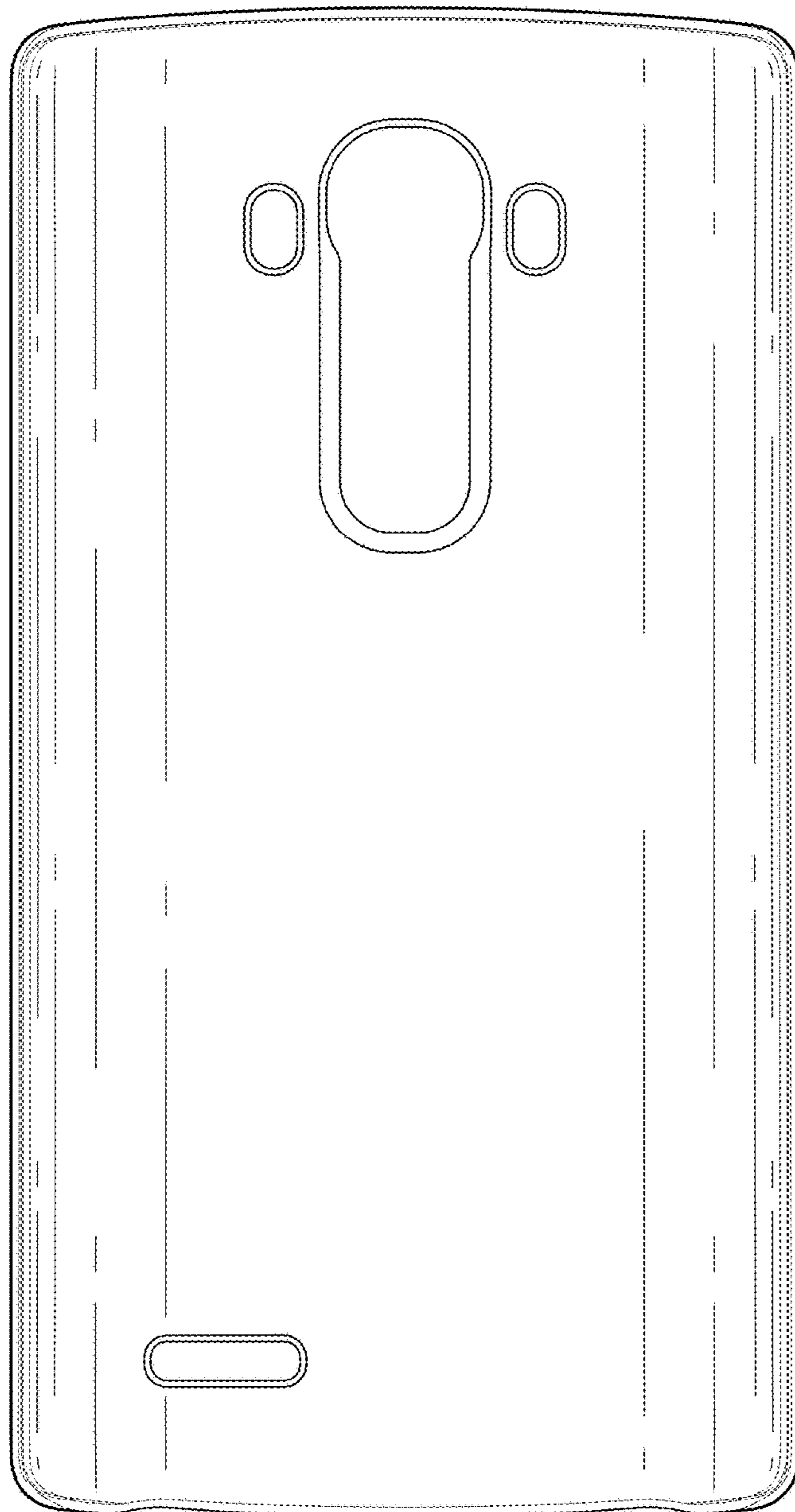


FIG. 4




FIG. 5

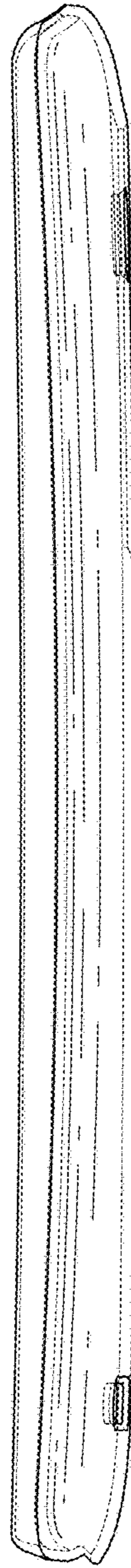


FIG. 6




FIG. 7

