



US00D848980S

(12) **United States Design Patent** (10) **Patent No.:** **US D848,980 S**
Kim et al. (45) **Date of Patent:** **** May 21, 2019**

(54) **WIRELESS EARPHONE**
(71) Applicant: **LG ELECTRONICS INC.**, Seoul (KR)
(72) Inventors: **Hyunchul Kim**, Seoul (KR); **Dongsoon Kim**, Seoul (KR); **Jinki Min**, Seoul (KR); **Cheolwoong Shin**, Seoul (KR)
(73) Assignee: **LG ELECTRONICS INC.**, Seoul (KR)
(**) Term: **15 Years**

D554,109 S * 10/2007 Ledbetter D14/223
D556,741 S * 12/2007 Yeo D14/205
D572,242 S * 7/2008 Yang D14/205
D573,977 S * 7/2008 Ledbetter D14/205
D576,154 S * 9/2008 Ledbetter D14/223
D589,491 S * 3/2009 Andre D14/205
D627,765 S * 11/2010 Zheng D14/223
D656,481 S * 3/2012 McManigal D14/205
D657,779 S * 4/2012 Gondo D14/223
D660,290 S * 5/2012 Weedon D14/223
D681,015 S * 4/2013 Akana H04R 1/10
D14/223
D695,724 S * 12/2013 Ishikura D14/223
D701,195 S * 3/2014 Katsumata D14/223

(Continued)

(21) Appl. No.: **35/505,655**
(22) Filed: **Mar. 15, 2018**
(80) **Hague Agreement Data**
Int. Filing Date: **Mar. 15, 2018**
Int. Reg. No.: **DM/100752**
Int. Reg. Date: **Mar. 15, 2018**
Int. Reg. Pub. Date: **Sep. 21, 2018**

FOREIGN PATENT DOCUMENTS

WO D100752-001 * 9/2018
Primary Examiner — Barbara Fox
Assistant Examiner — Dana K Weiland
(74) *Attorney, Agent, or Firm* — Birch, Stewart, Kolasch & Birch, LLP

(30) **Foreign Application Priority Data**
Sep. 26, 2017 (KR) 30-2017-0045167
(51) **LOC (11) Cl.** **14-01**
(52) **U.S. Cl.**
USPC **D14/223**
(58) **Field of Classification Search**
USPC D14/204, 205, 206, 223, 249, 433, 192,
D14/172; D24/173, 174, 106; D29/112;
D23/223
CPC H04R 25/00; H04R 25/02; H04R 1/10;
H04R 2420/07; H04R 2430/01
See application file for complete search history.

(57) **CLAIM**

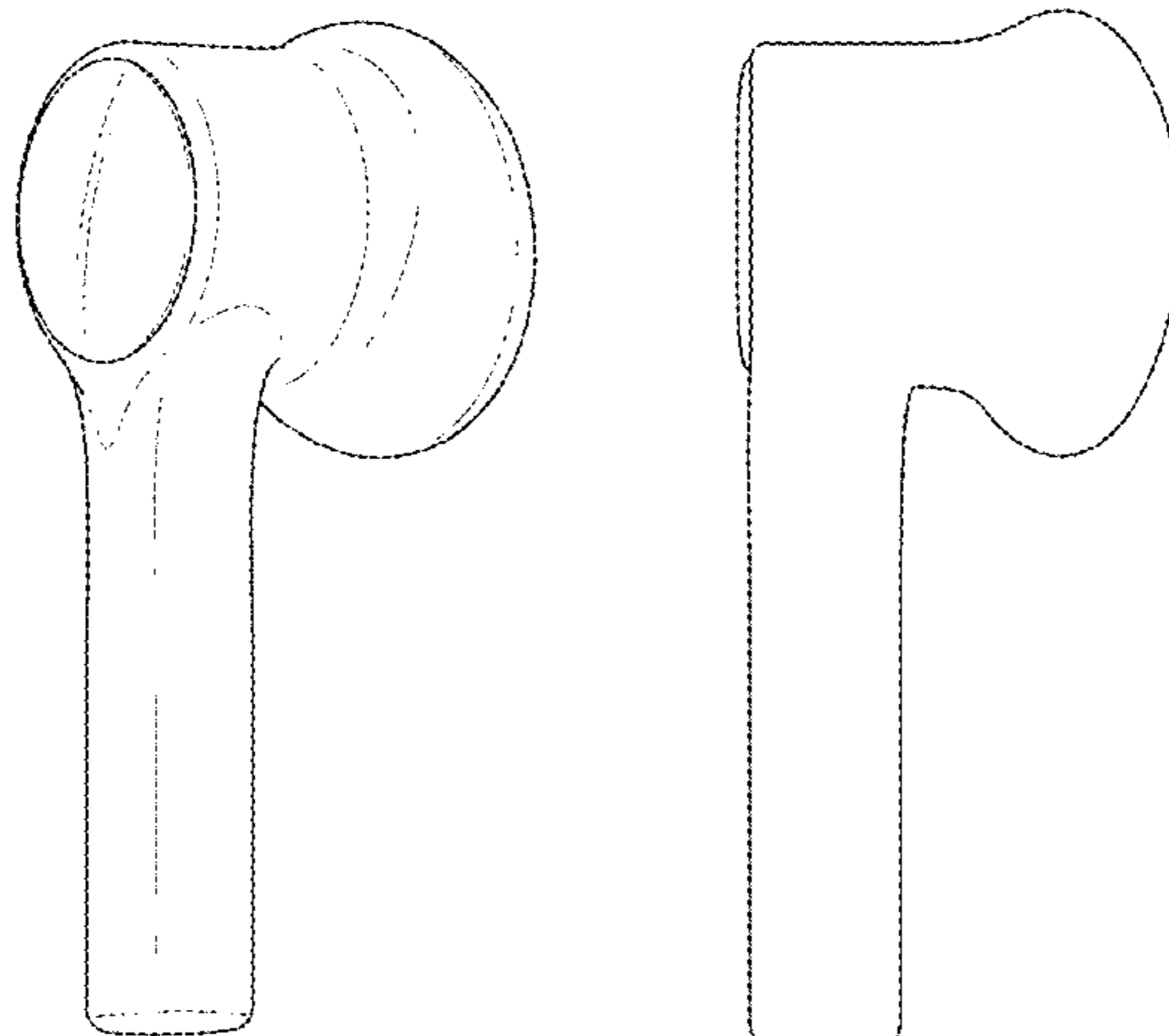
The ornamental design for a wireless earphone, as shown and described.

DESCRIPTION

1. Wireless earphone
1.1 : Perspective
1.2 : Front
1.3 : Back
1.4 : Left
1.5 : Right
1.6 : Top
1.7 : Bottom
1.8 : Reference
Reproduction 1.8 is a reference view showing a state of use in which the wireless earphone is inserted into an ear. The broken line showing of the ear in Reproduction 1.8 forms no part of the claimed design.

(56) **References Cited**
U.S. PATENT DOCUMENTS
D531,169 S * 10/2006 Tokioka D14/223
D540,313 S * 4/2007 Rausch D14/225

1 Claim, 8 Drawing Sheets



(56)

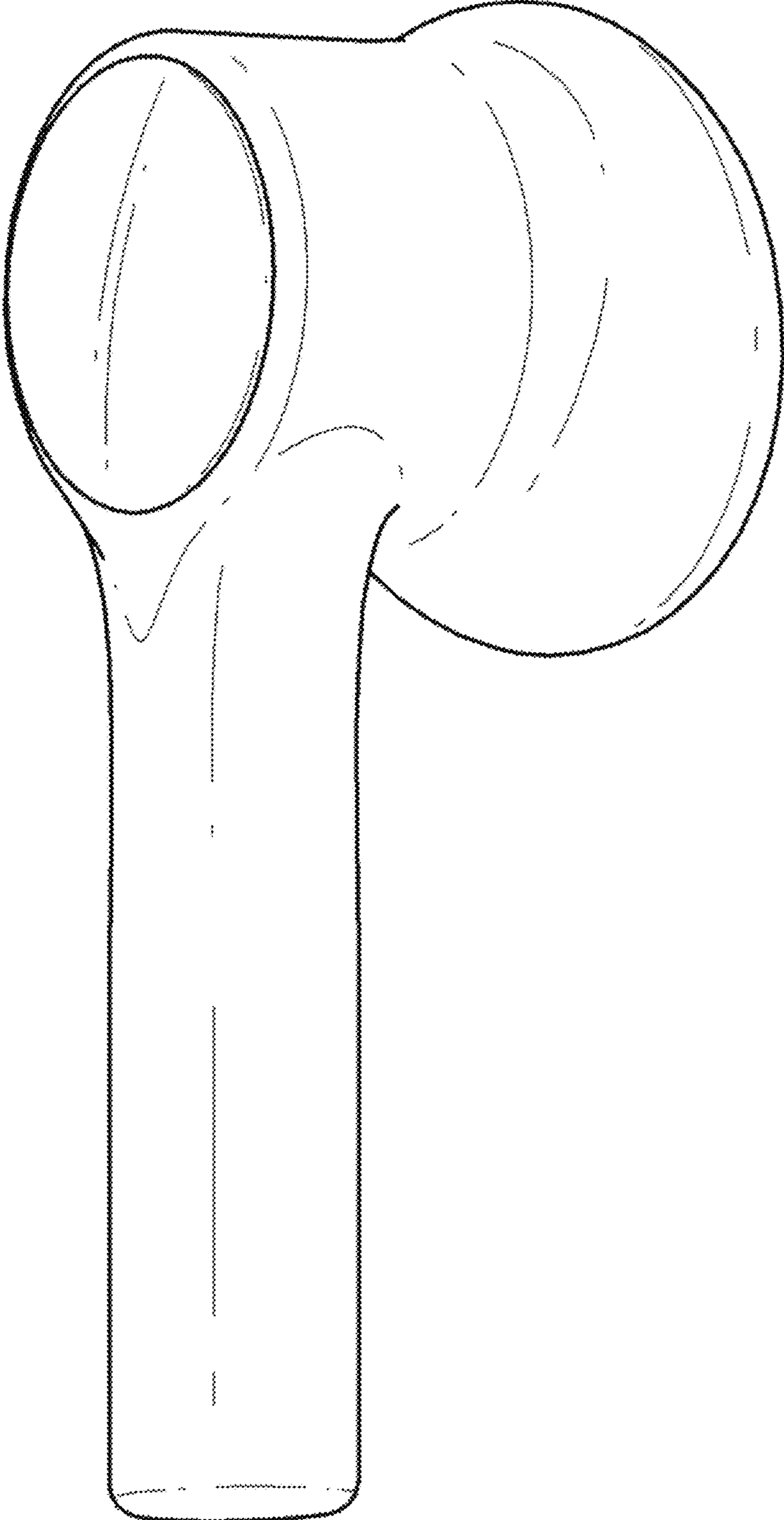
References Cited

U.S. PATENT DOCUMENTS

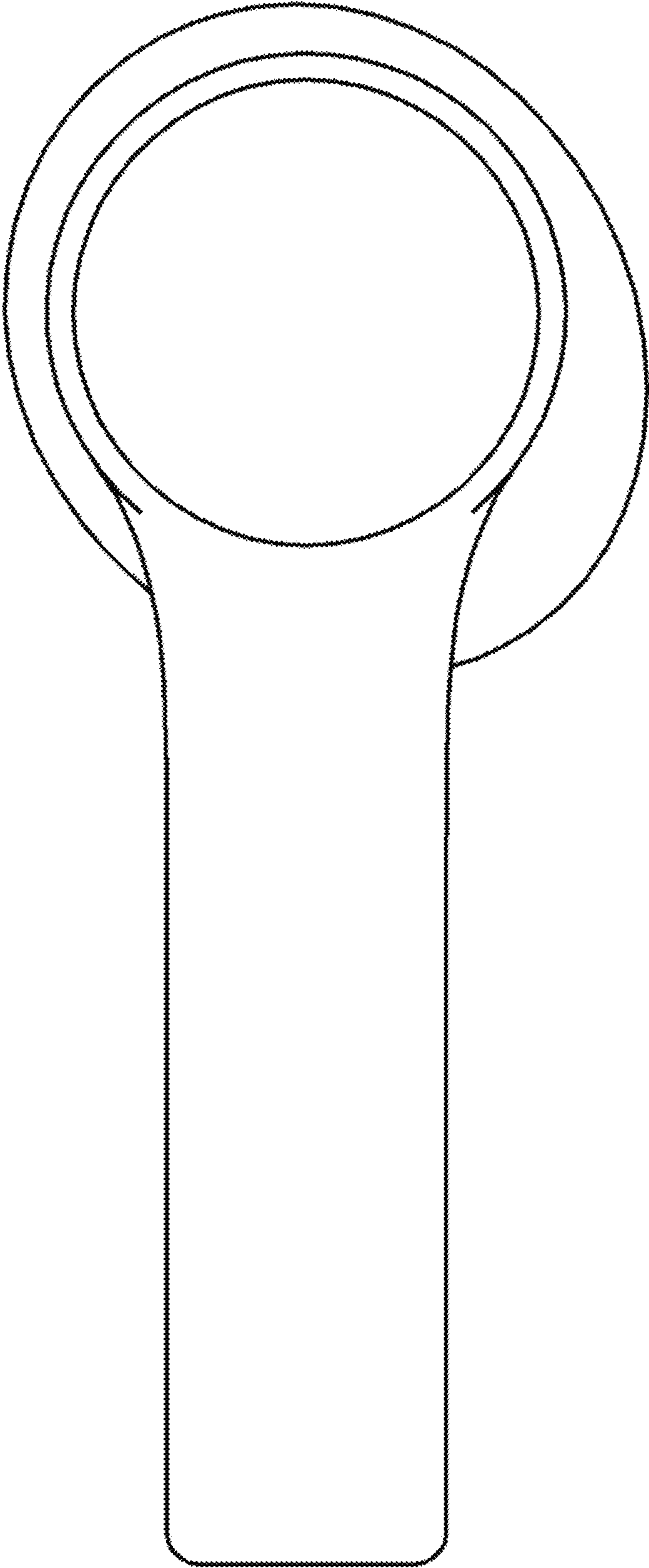
D702,669 S * 4/2014 Gondo H04R 1/10
D14/223
D707,205 S * 6/2014 Wenger H04R 25/00
D14/223
D707,652 S * 6/2014 Brunner H04R 25/00
D14/205
D718,284 S * 11/2014 Shibusawa D14/223
D718,285 S * 11/2014 Shibusawa D14/223
D730,876 S * 6/2015 Dahlberg D14/223
D742,859 S * 11/2015 Miyake D14/223
D742,860 S * 11/2015 Miyake D14/223
D746,268 S * 12/2015 Karayiannis D14/223
D755,759 S * 5/2016 Cai D14/223
D757,682 S * 5/2016 Perez D14/205
D760,202 S * 6/2016 Hsieh D14/223
D762,196 S * 7/2016 Hsieh D14/223
D762,616 S * 8/2016 Hsieh D14/205
D775,108 S * 12/2016 Hsieh D14/223
D801,314 S * 10/2017 Akana D14/223
D820,809 S * 6/2018 Akana D14/205
D829,193 S * 9/2018 Cai D14/223
D830,336 S * 10/2018 Cai D14/205
D830,345 S * 10/2018 Cai D14/223
D832,232 S * 10/2018 Czaniecki D14/205

* cited by examiner

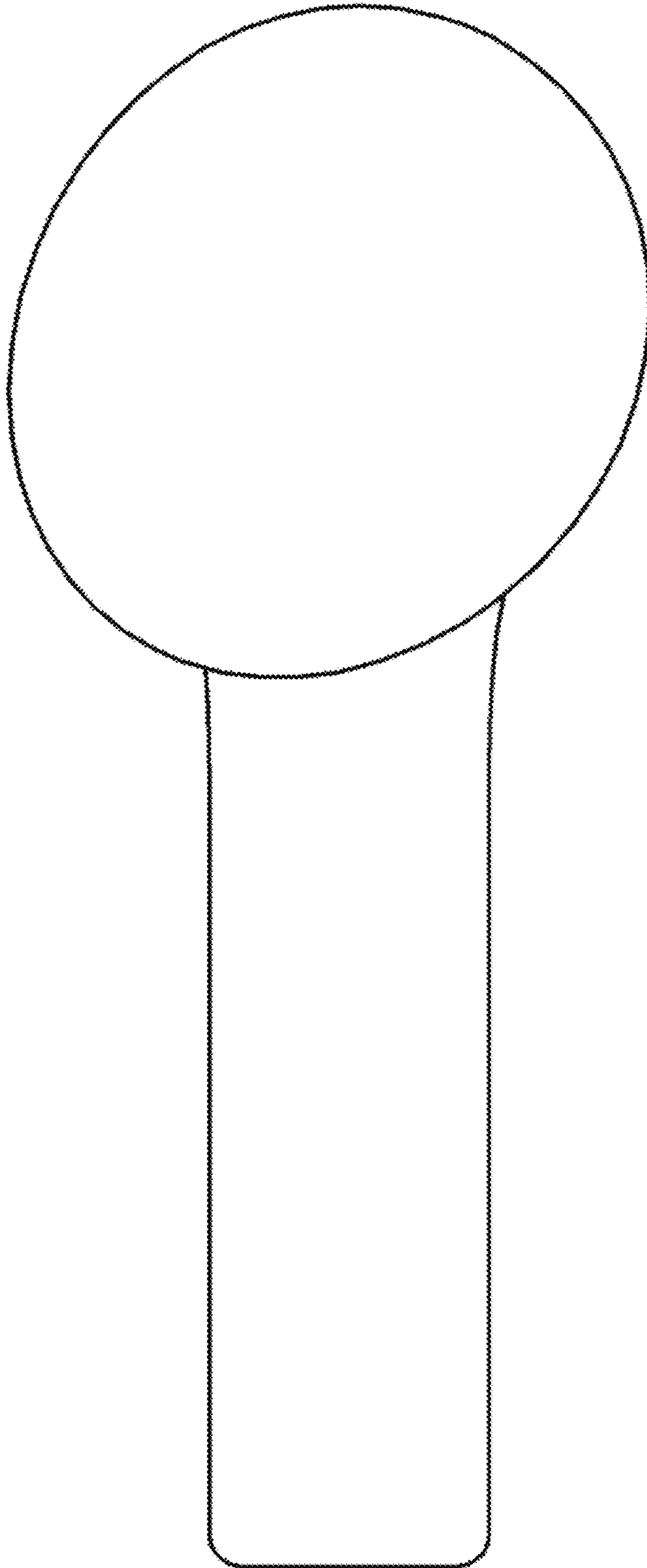
1.1



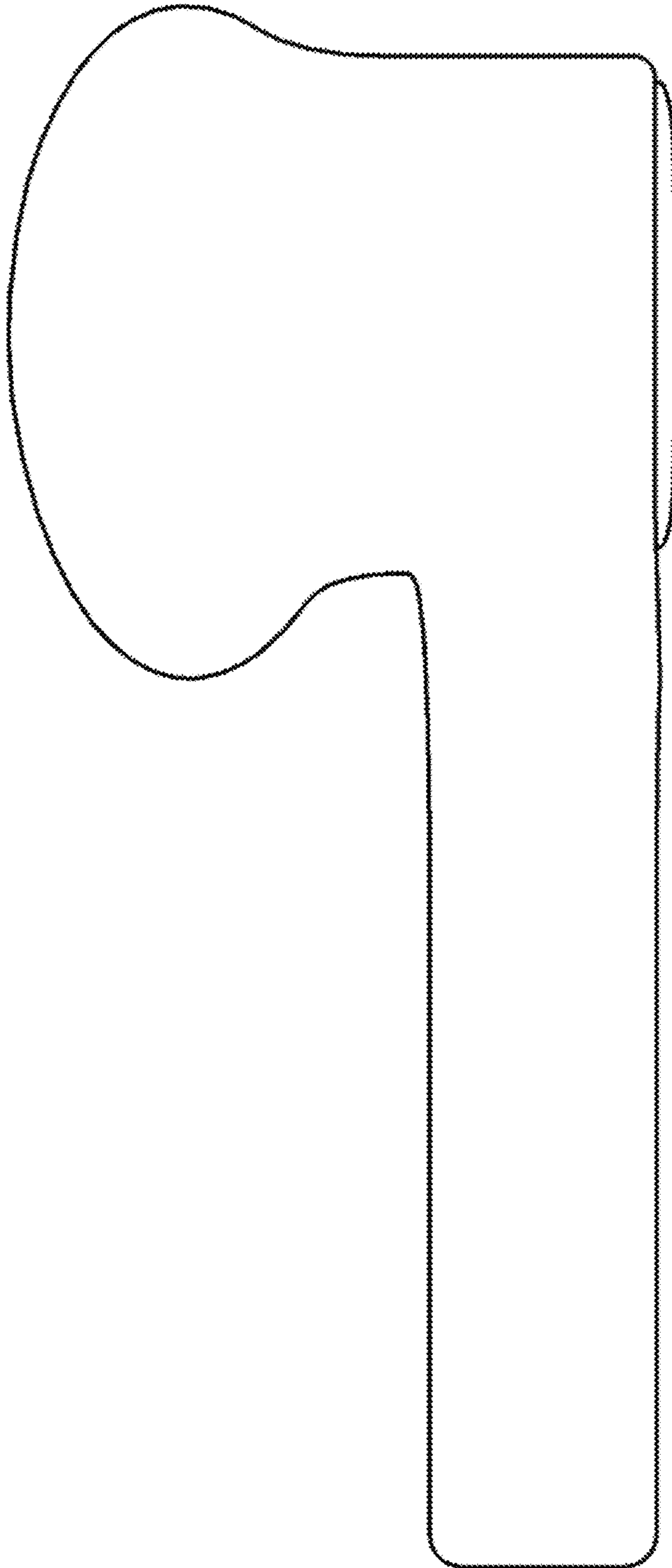
1.2



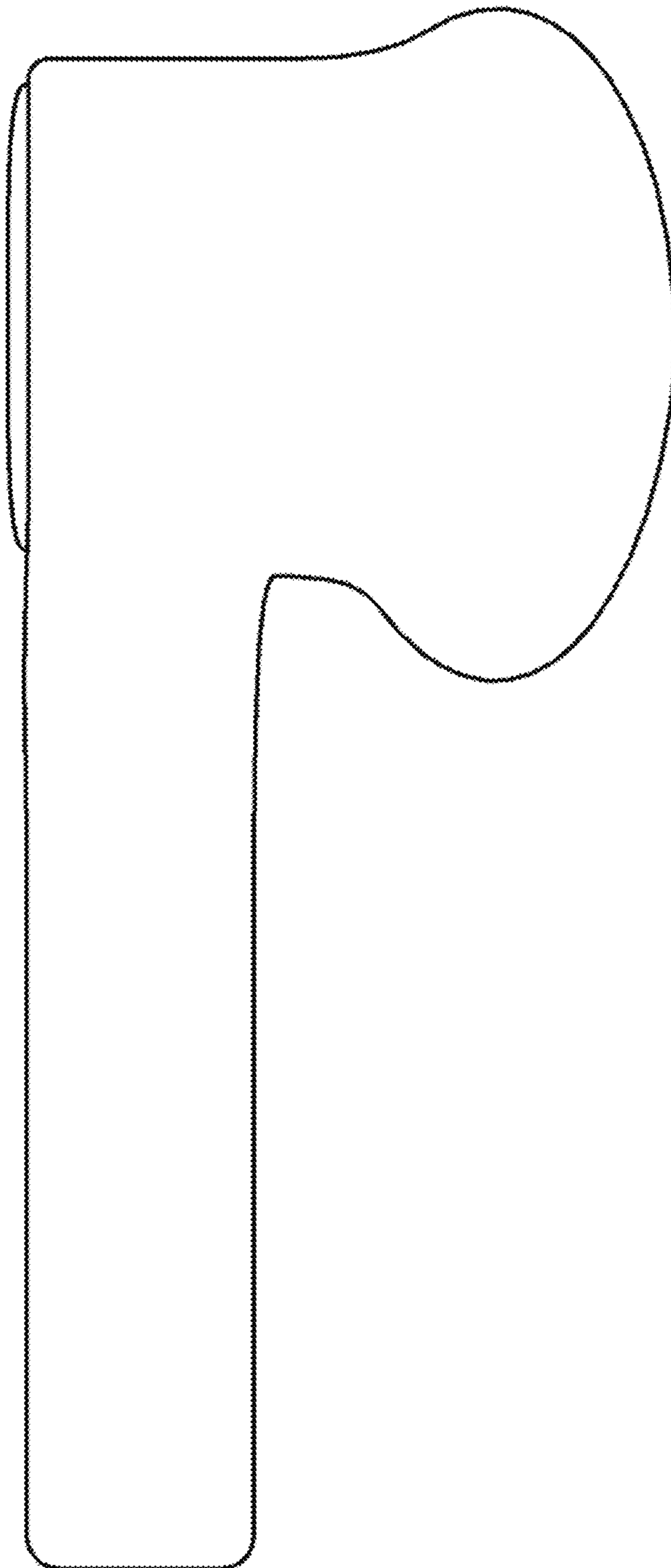
1.3




1.4



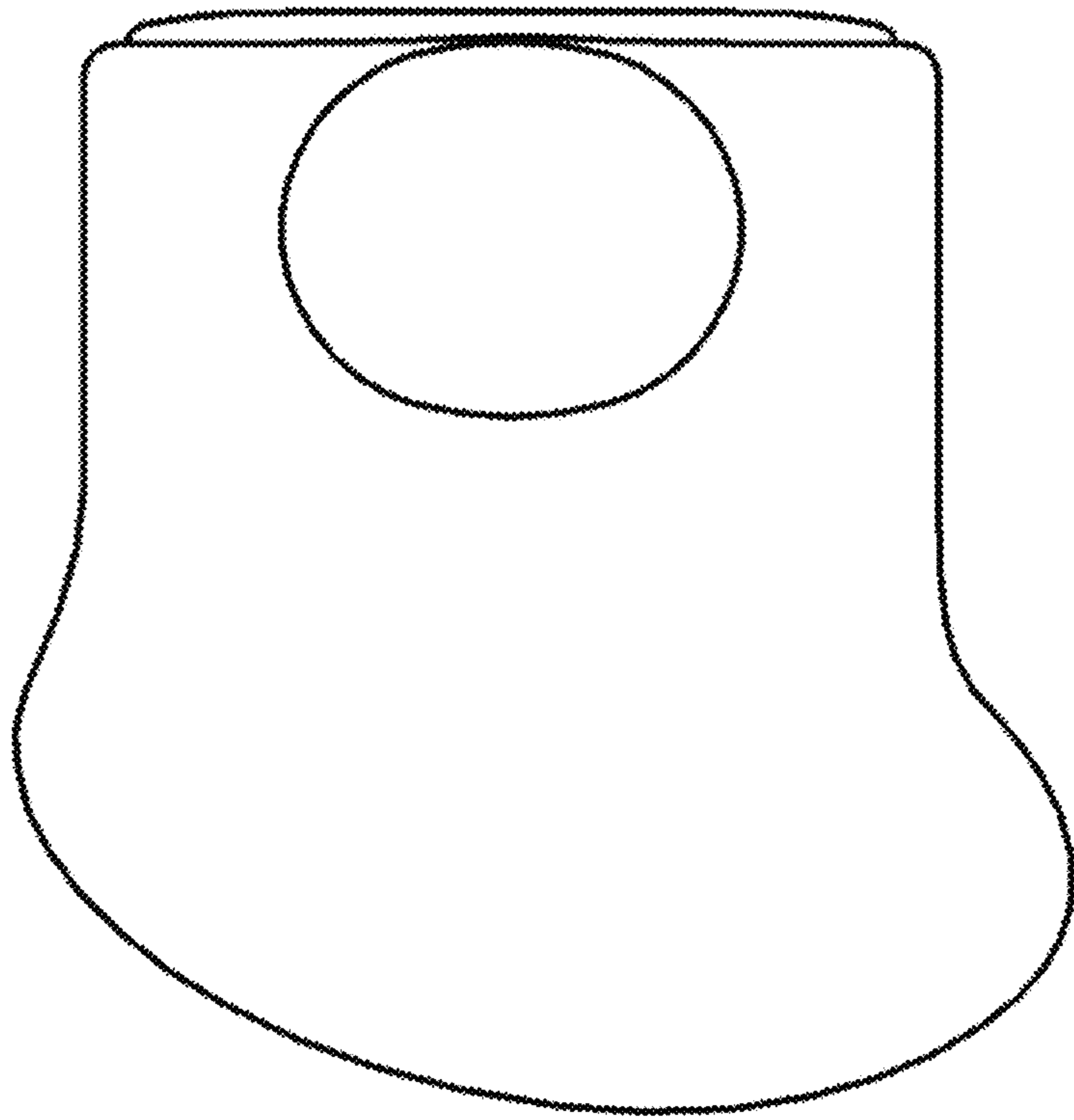
1.5



1.6



1.7



1.8

