



US00D848947S

(12) **United States Design Patent**
Liu

(10) **Patent No.:** **US D848,947 S**

(45) **Date of Patent:** **** May 21, 2019**

(54) **TRAVEL ADAPTER**

(71) Applicant: **Shenzhen Oli Technology Co., Ltd,**
Shenzhen, Guangdong (CN)

(72) Inventor: **Ming Liu,** Jiangxi (CN)

(73) Assignee: **Shenzhen Oli Technology Co., Ltd,**
Shenzhen (CN)

(**) Term: **15 Years**

(21) Appl. No.: **29/628,046**

(22) Filed: **Dec. 1, 2017**

(51) **LOC (11) Cl.** **13-03**

(52) **U.S. Cl.**
USPC **D13/137.2**

(58) **Field of Classification Search**
USPC D13/108, 110, 123, 133, 137.1–137.4,
D13/138.1–138.2, 139.1–139.8, 152–154,
D13/146, 147, 156, 158, 177, 184, 199;
D14/432, 433, 435.1; D8/350–353, 356;
D25/102, 122, 124
CPC H01R 11/00; H01R 9/00; H01R 25/00;
H01R 25/006; H01R 13/6675; H01R
13/44; H01R 13/627; H01R 13/447;
H01R 13/73; H01R 13/66; H01R 13/60;
H01R 13/5845; H01R 13/72; H01R
13/46; H01R 31/065; H01R 31/06; H01R
24/28; H01R 27/00; H02J 2007/0062;
H01B 7/2806; F21S 8/02; F21V 23/00;
F21V 23/01; F16J 13/10; F16B 5/02;
F16L 3/12

See application file for complete search history.

(56) **References Cited**

U.S. PATENT DOCUMENTS

6,659,782 B2 * 12/2003 Wu H01R 31/065
439/131
7,445,513 B1 * 11/2008 Lee H01R 31/06
439/131

D623,595 S * 9/2010 Ruffner D13/110
8,142,208 B2 * 3/2012 Ruffner H01R 13/4534
439/105
D657,314 S * 4/2012 Ruffner D13/139.1
8,157,578 B2 * 4/2012 Lee H01R 31/06
439/172
8,197,273 B1 * 6/2012 Lee H01R 31/06
439/172
D669,433 S * 10/2012 Lee D13/110
8,313,350 B2 * 11/2012 Lee H01R 31/06
439/172

(Continued)

OTHER PUBLICATIONS

Amazon.com: licheers Universal Travel Adapter. Published Sep. 4, 2018. Retrieved from the internet at <<https://www.amazon.com/licheers-Universal-Countries-Australia-European/dp/B07H2ZK8W4/>>, Dec. 27, 2018. 1 page. (Year: 2018).*

(Continued)

Primary Examiner — Rosemary K Tarcza

Assistant Examiner — Christy M Nemeth

(57) **CLAIM**

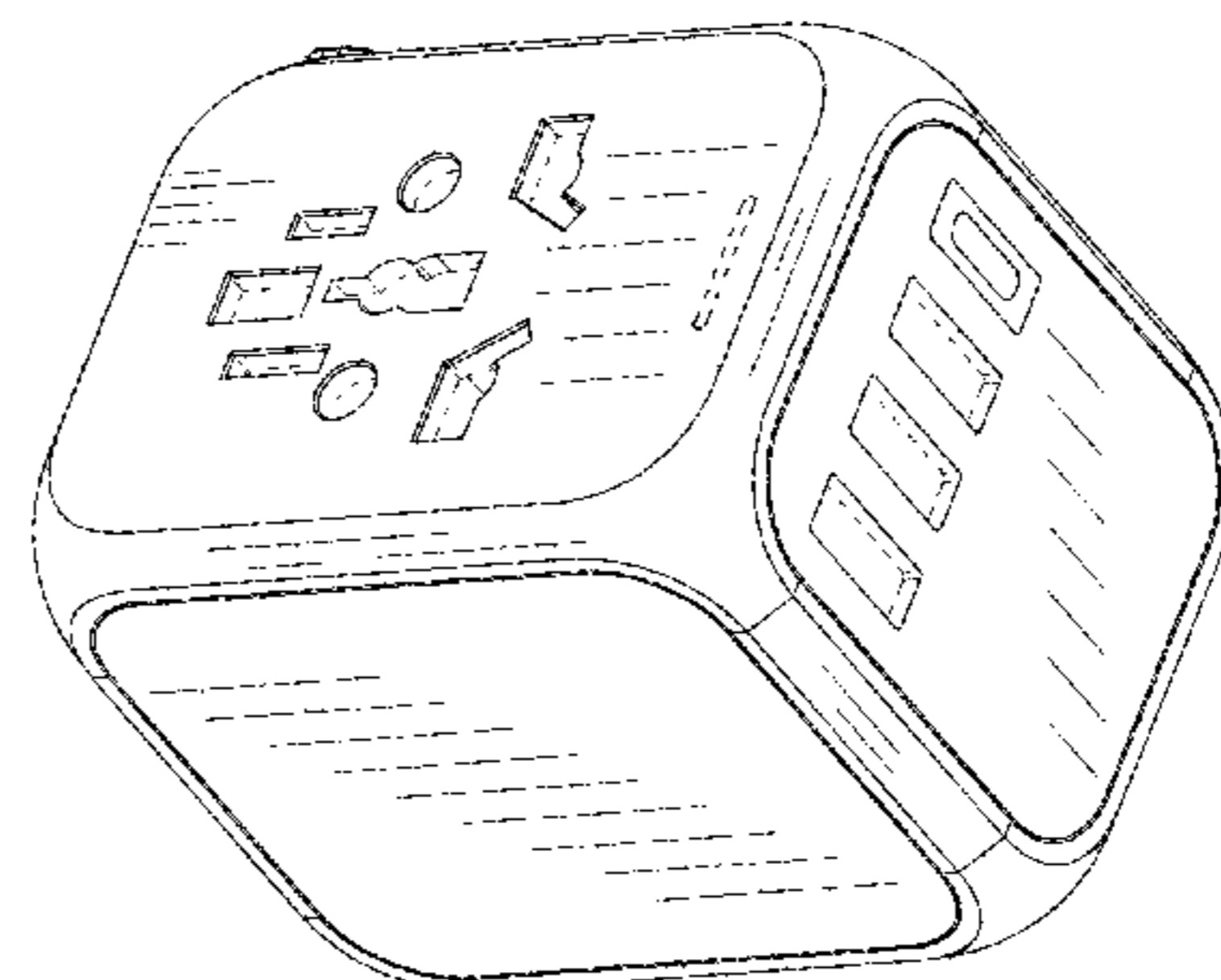
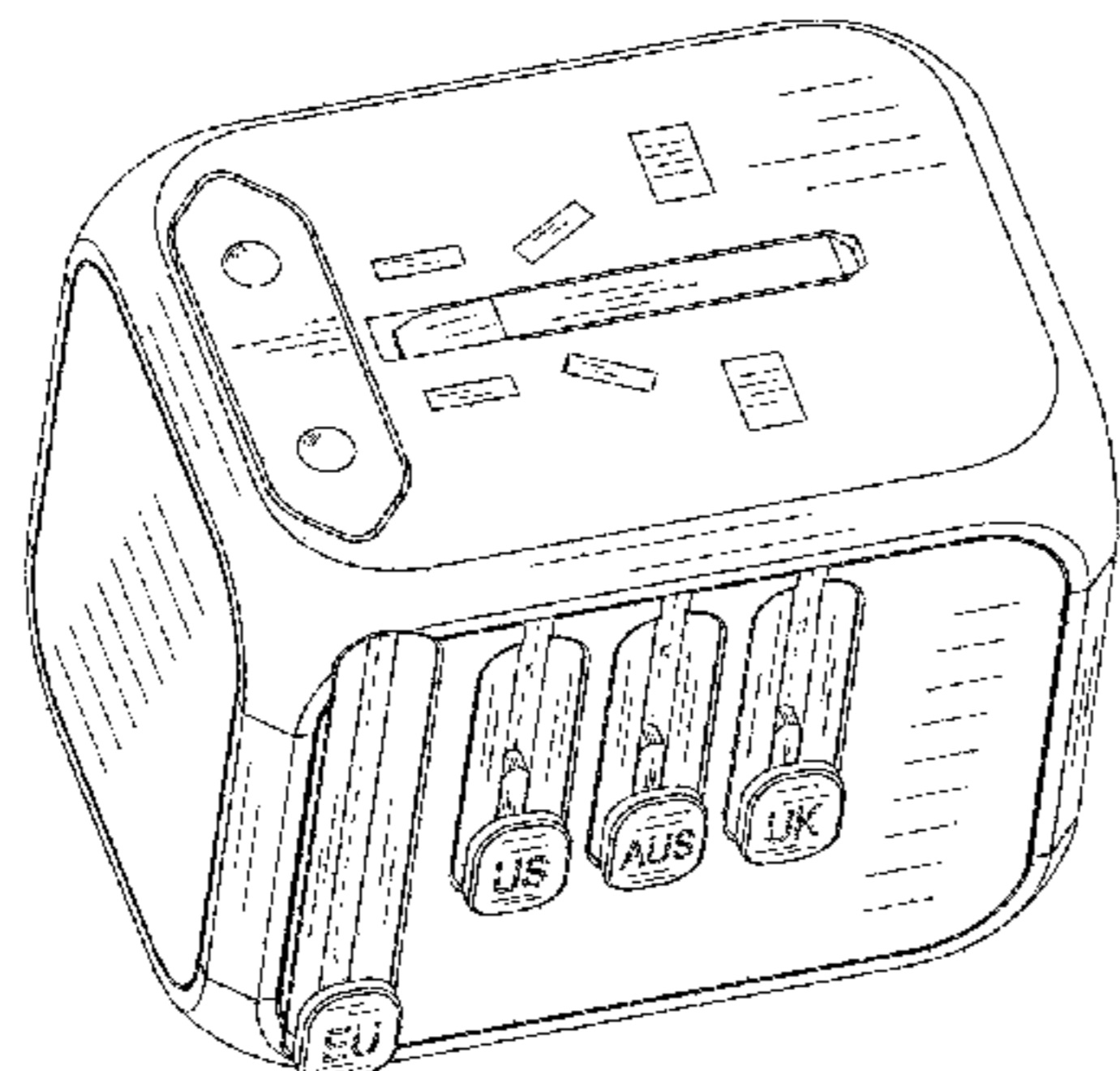
The ornamental design for a travel adapter, as shown and described.

DESCRIPTION

FIG. 1 is a front-top-left side perspective view of a travel adapter showing my new design;
FIG. 2 is a rear-bottom-right side perspective view thereof;
FIG. 3 is a front elevational view thereof;
FIG. 4 is a rear elevational view thereof;
FIG. 5 is a left side view thereof;
FIG. 6 is a right side view thereof;
FIG. 7 is a top plan view thereof; and,
FIG. 8 is a bottom plan view thereof.

The broken lines in the drawings illustrate portions of the travel adapter which form no part of the claimed design.

1 Claim, 8 Drawing Sheets



(56)

References Cited

U.S. PATENT DOCUMENTS

8,382,493 B2 * 2/2013 Ruffner H01R 27/00
439/105
D702,639 S * 4/2014 Ruffner D13/110
8,734,168 B2 * 5/2014 Lee H01R 31/06
439/171
D720,695 S * 1/2015 Shen D13/110
D805,479 S * 12/2017 Lin D13/137.2
D829,663 S * 10/2018 Liu D13/137.2
D830,307 S * 10/2018 Liu D13/137.2

OTHER PUBLICATIONS

Amazon.com: JMFONE Travel Adapter. Published Nov. 3, 2017.
Retrieved from the internet at <<https://www.amazon.com/Adapter-JMFONE-Universal-International-Countries/dp/B0774Q5ZWK/>>, Dec.
27, 2018. 1 page. (Year: 2017).*

* cited by examiner

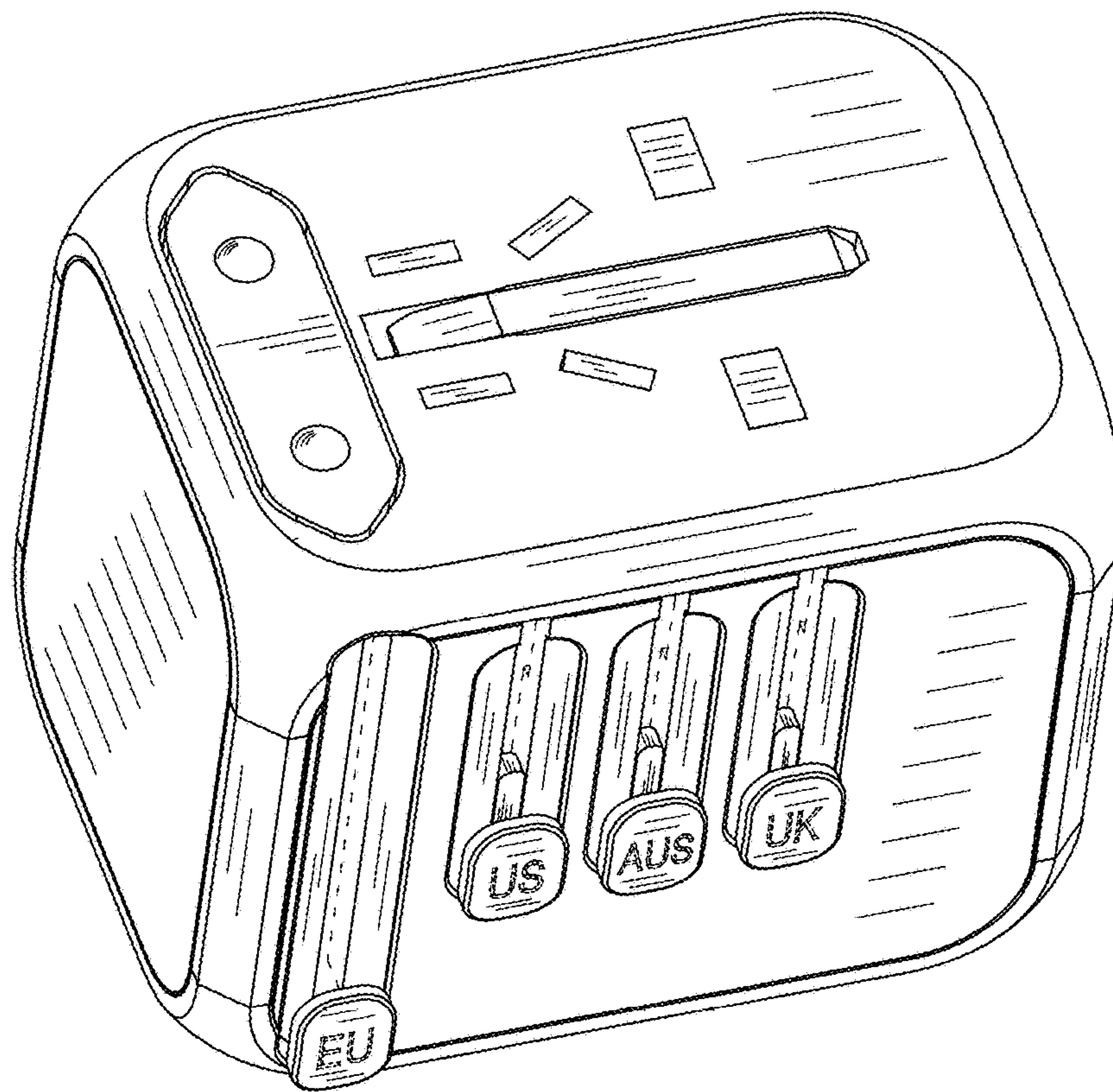


Fig. 1

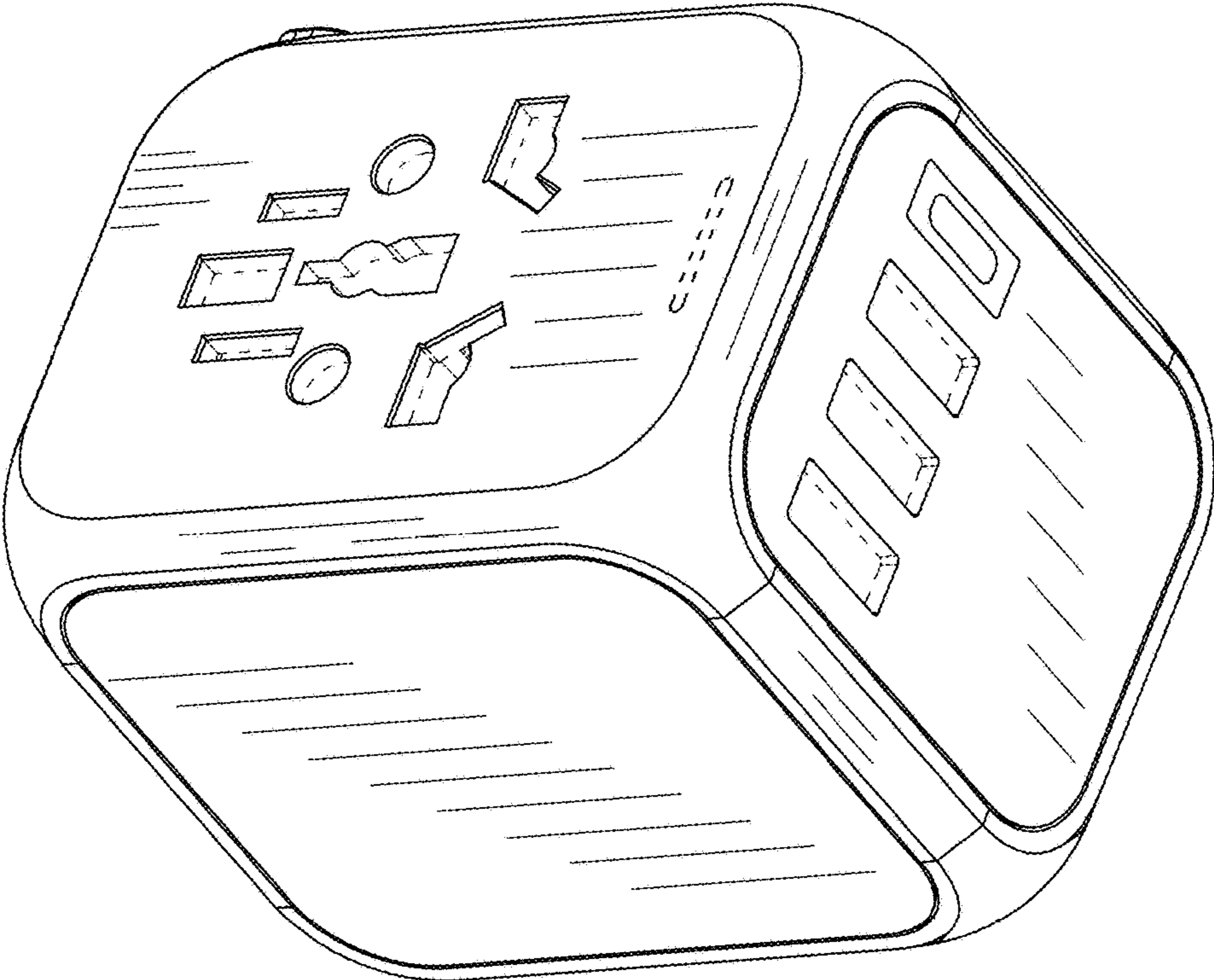


Fig. 2

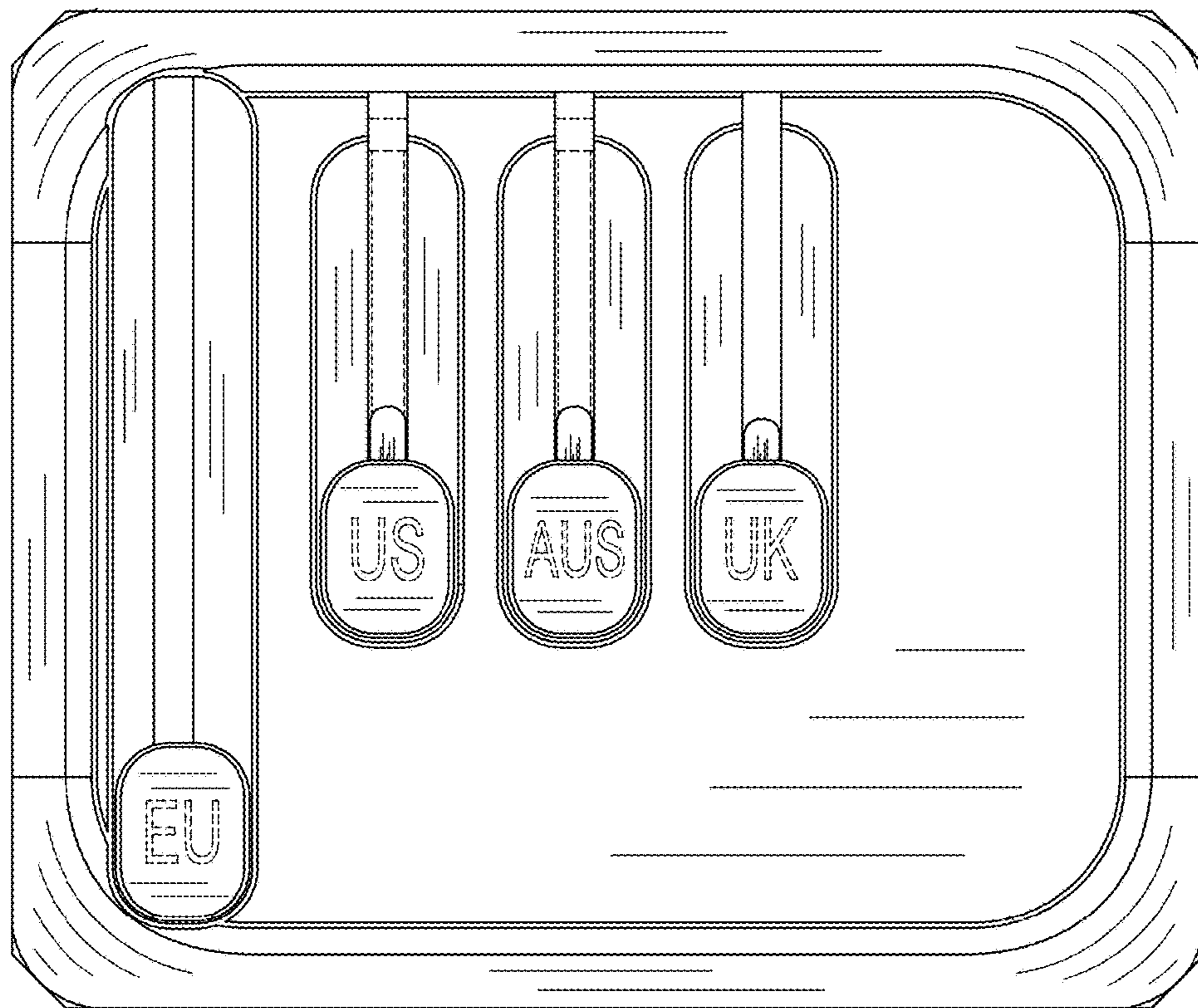


Fig. 3




Fig. 4

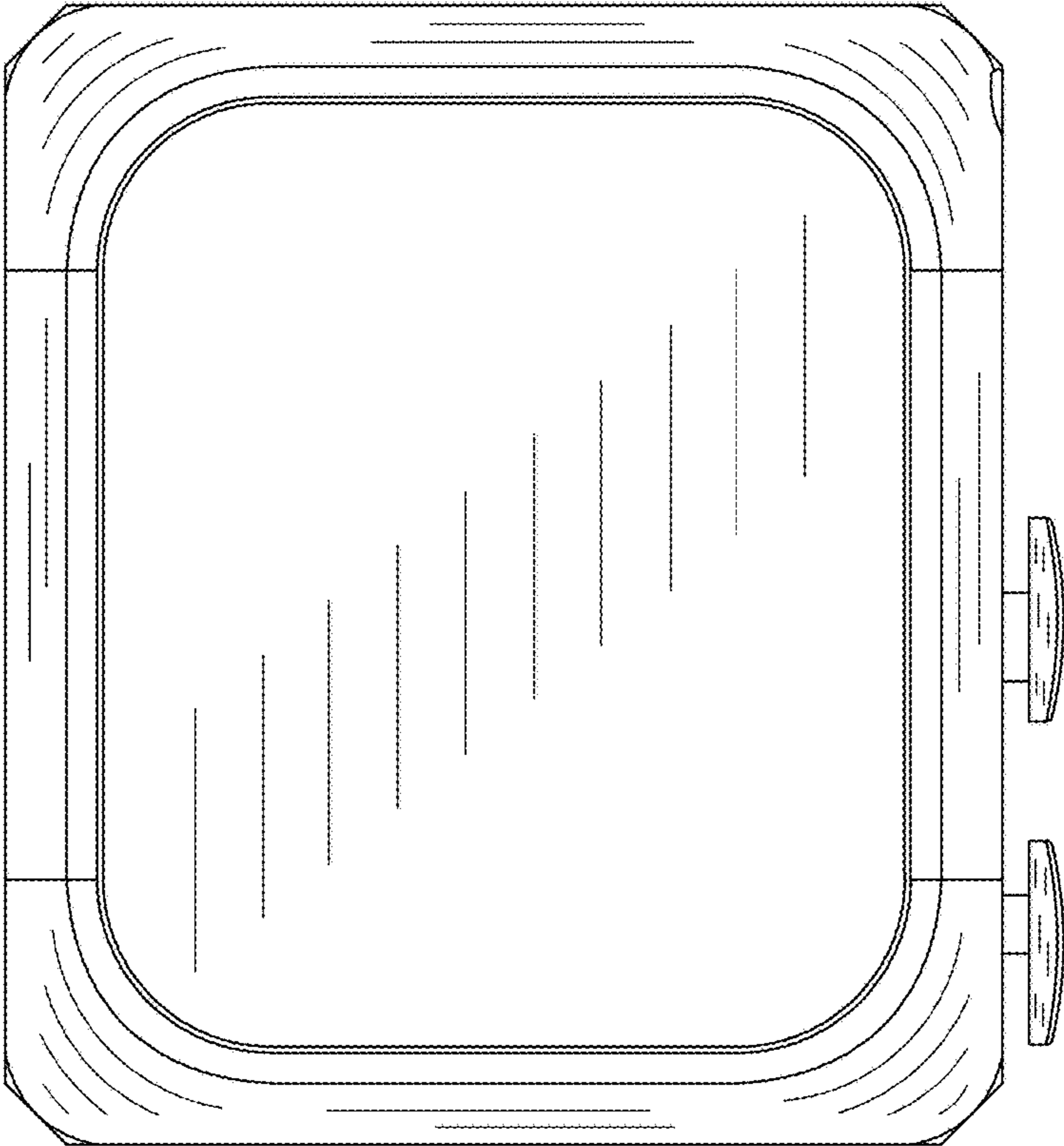


Fig. 5

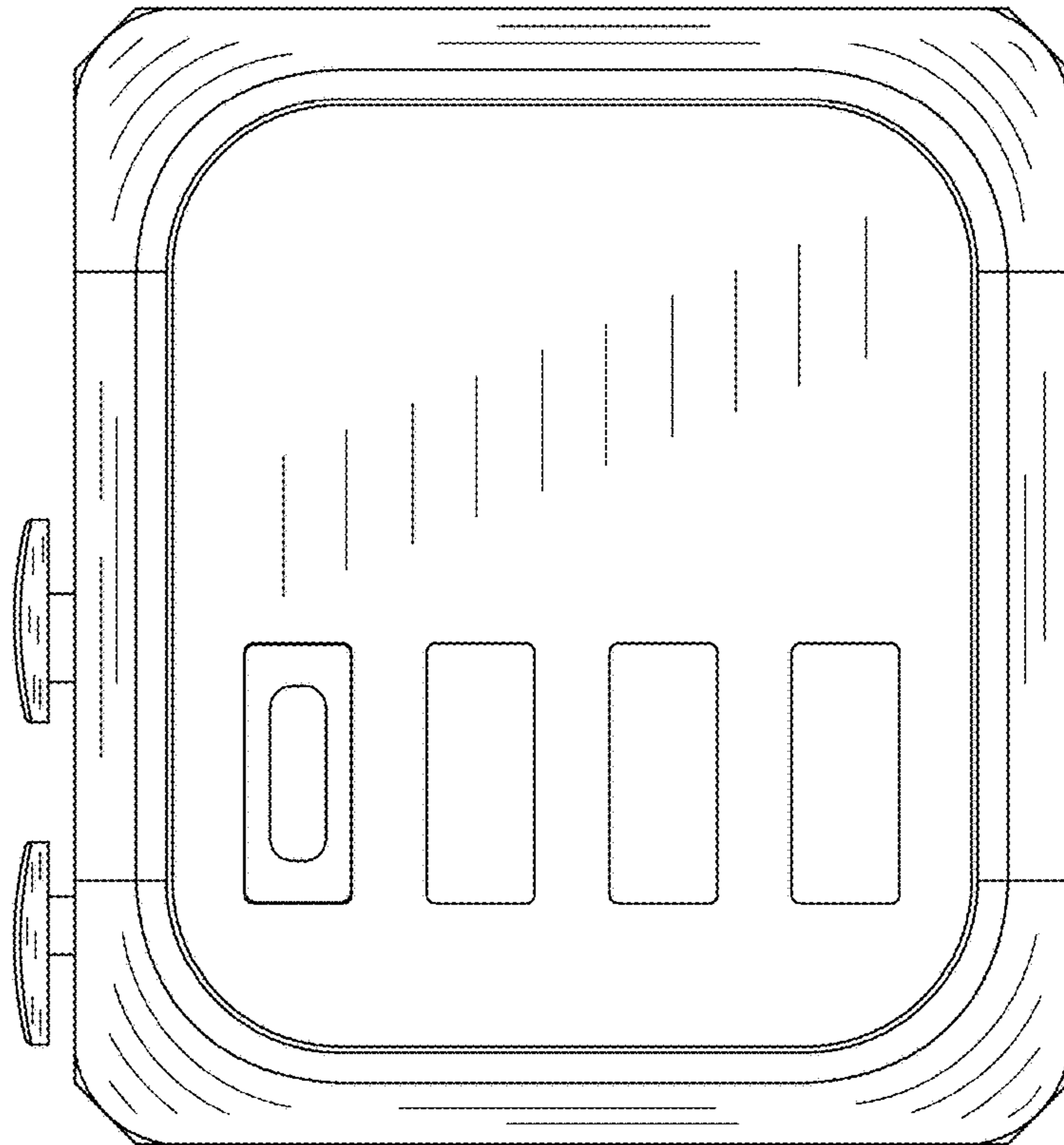


Fig. 6

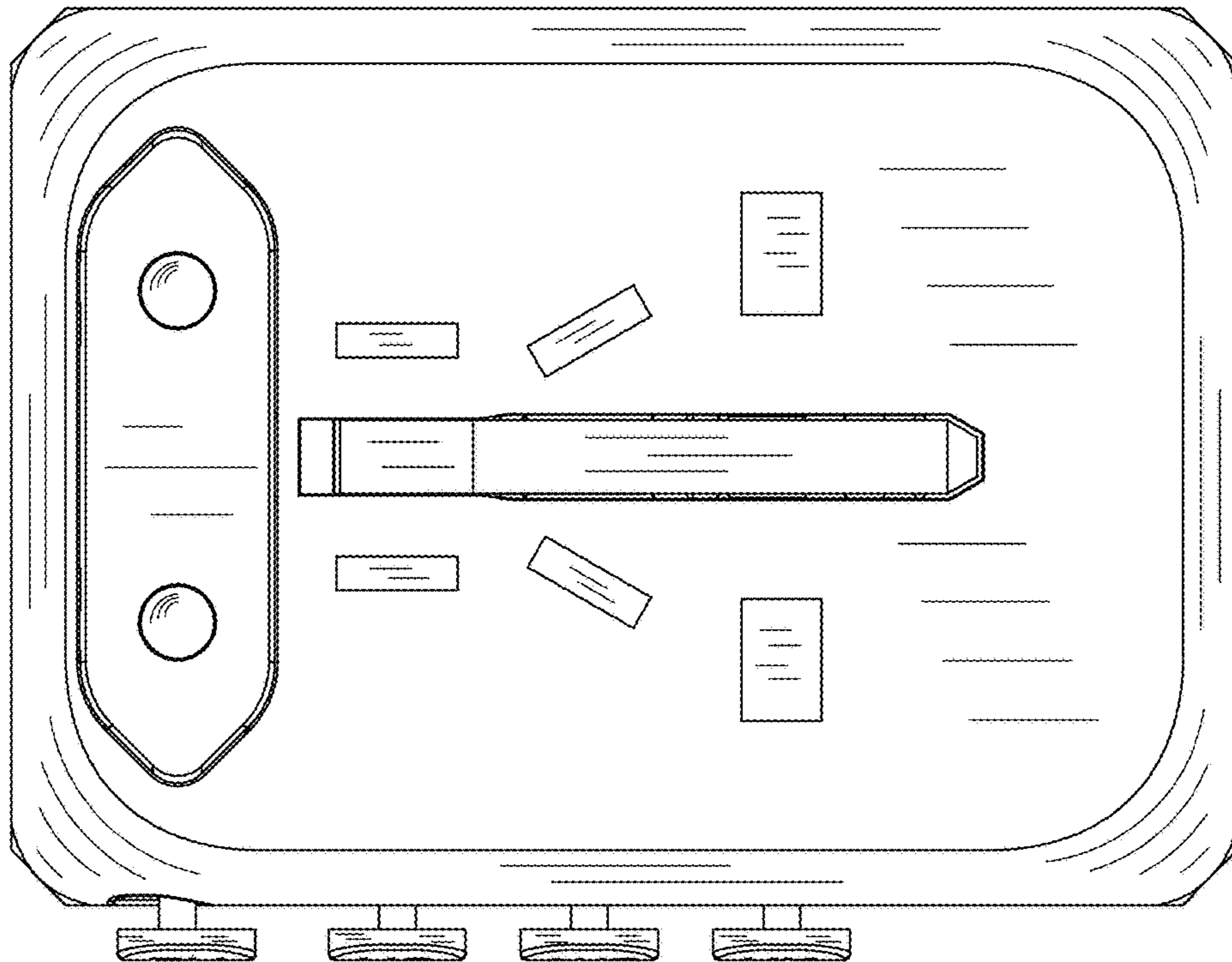


Fig. 7

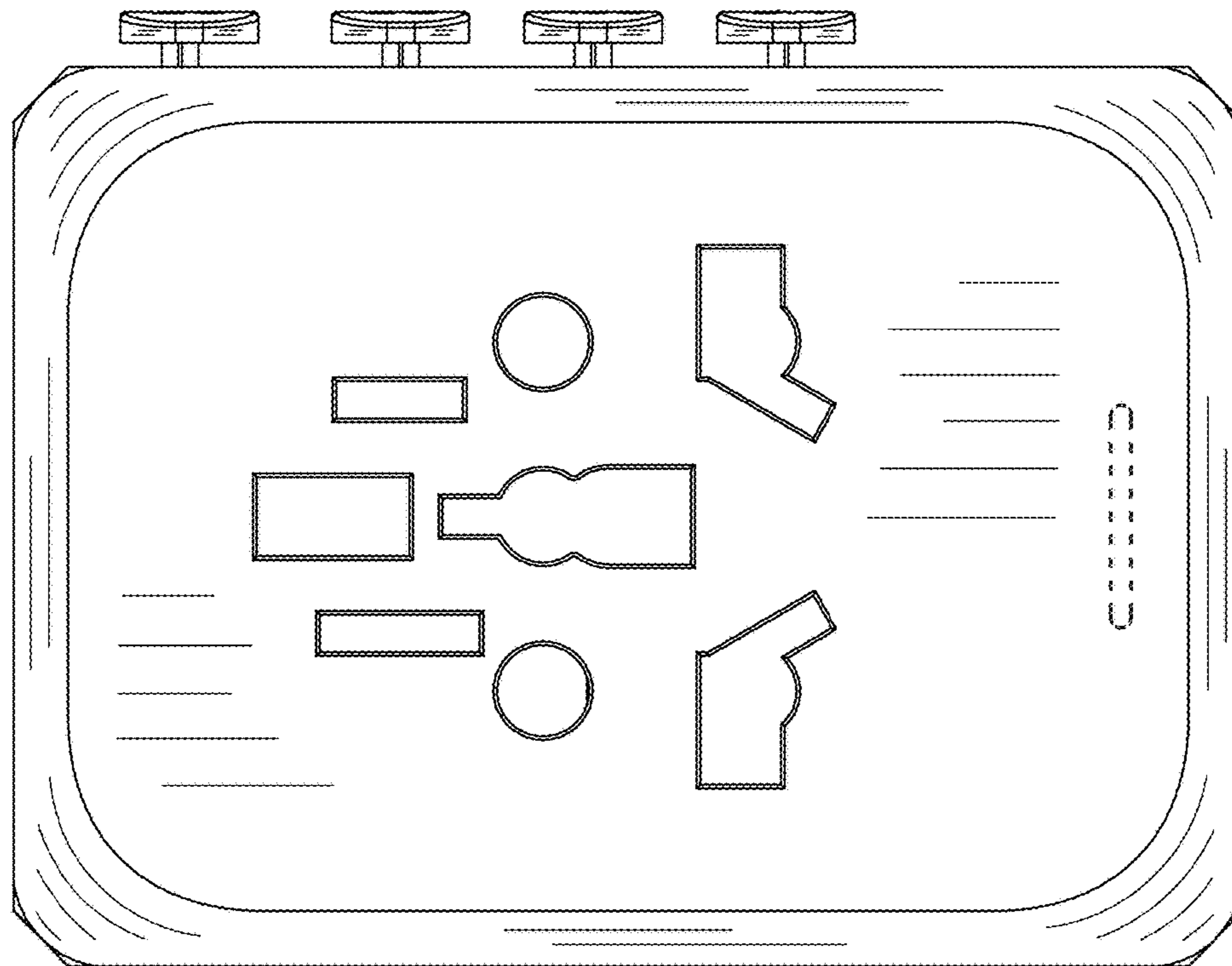


Fig. 8