



US00D848941S

(12) **United States Design Patent** (10) **Patent No.:** **US D848,941 S**
Parr et al. (45) **Date of Patent:** **** May 21, 2019**

(54) **TIRE SIDEWALL**
(71) Applicant: **Bridgestone Americas Tire Operations, LLC**, Nashville, TN (US)
(72) Inventors: **Richard S. Parr**, Canton, OH (US); **Dawn M. Whims**, Cuyahoga Falls, OH (US)
(73) Assignee: **Bridgestone Americas Tire Operations, LLC**, Nashville, TN (US)

D451,859 S 12/2001 Slingluff et al.
D451,862 S 12/2001 Graas et al.
6,340,040 B1 1/2002 Ikeda
D455,378 S 4/2002 Wallet et al.
6,374,884 B2 4/2002 Matsuura et al.
D464,020 S 10/2002 Dahlberg et al.
D470,102 S 2/2003 Shirouzu
D471,150 S 3/2003 Endo et al.
D471,859 S 3/2003 Fukunaga et al.
D471,860 S 3/2003 Murata
D471,861 S 3/2003 Tsubono
6,595,255 B1 6/2003 Fukunaga et al.

(Continued)

(**) Term: **15 Years**

(21) Appl. No.: **29/604,895**

(22) Filed: **May 22, 2017**

Related U.S. Application Data

(63) Continuation-in-part of application No. 29/553,011, filed on Jan. 28, 2016, now abandoned.

(51) **LOC (11) Cl.** **12-15**

(52) **U.S. Cl.**
USPC **D12/605**

(58) **Field of Classification Search**
USPC D24/500-606, 900; D7/588, 396.4, 396.5
CPC B60C 13/00; B60C 13/02; B60C 13/001;
B60C 11/01; B60C 11/11; B60C 11/0304;
B60C 2011/0016; B60C 2011/0344
See application file for complete search history.

(56) **References Cited**

U.S. PATENT DOCUMENTS

D327,810 S * 7/1992 Unger D7/396.4
D350,507 S 9/1994 Helluin
D352,489 S 11/1994 Breny et al.
D415,984 S 11/1999 Allison et al.
D449,815 S 10/2001 Allison
D451,068 S 11/2001 Heinen

OTHER PUBLICATIONS

Schultz, David E. et al., U.S. Appl. No. 29/509,662, Entitled "Tire Sidewall", filed Nov. 20, 2014.

(Continued)

Primary Examiner — Wan Laymon

Assistant Examiner — Clint A Samuel

(74) *Attorney, Agent, or Firm* — Shaun J. Fox

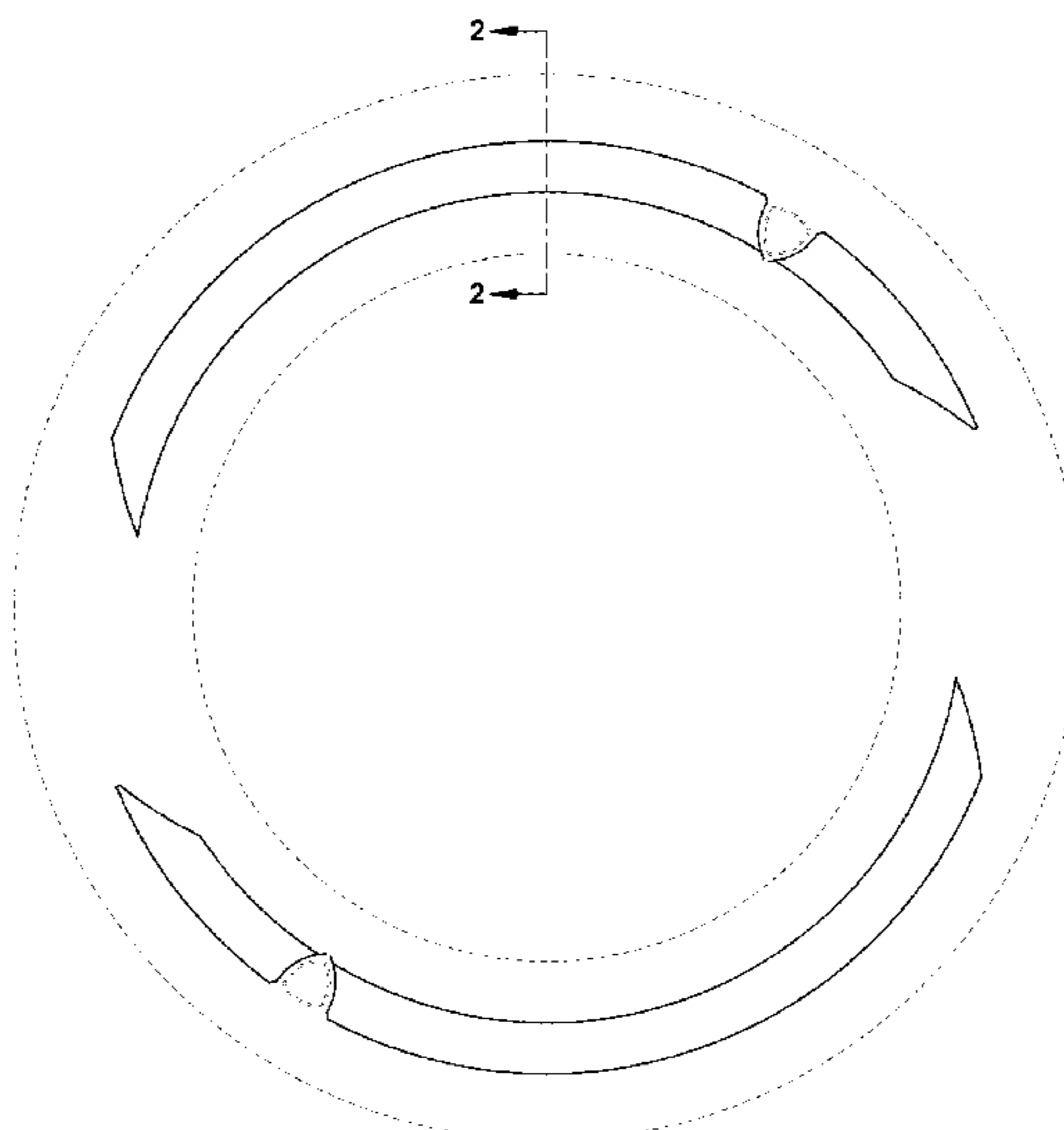
(57) **CLAIM**

The ornamental design for a tire sidewall, as shown and described.

DESCRIPTION

FIG. 1 is a side elevational view of a first, second, and third embodiment of our new tire sidewall design;
FIG. 2 is a cross-sectional view along cross-section line 2-2 of FIG. 1 of a first embodiment of our new tire design;
FIG. 3 is a cross-sectional view along cross-section line 2-2 of FIG. 1 a second embodiment of our new tire design; and,
FIG. 4 is a cross-sectional view along cross-section line 2-2 of FIG. 1 of a third embodiment of our new tire design.
In the drawings, the broken lines represent environmental subject matter that forms no part of the claimed design.

1 Claim, 2 Drawing Sheets



(56)

References Cited

U.S. PATENT DOCUMENTS

D481,991 S 11/2003 Graas et al.
 D482,323 S 11/2003 Corbin et al.
 D483,003 S 12/2003 Shirouzo
 D483,004 S 12/2003 Schomburg et al.
 D492,244 S 6/2004 Fukunaga
 D492,247 S 6/2004 Schmalix et al.
 D492,932 S 7/2004 Kindig et al.
 D496,328 S 9/2004 Shondel et al.
 D504,104 S 4/2005 Seifert
 D509,787 S 9/2005 Okubo
 D510,064 S 9/2005 Hildebrand
 D511,133 S 11/2005 Furusawa et al.
 D511,738 S 11/2005 Maxwell
 D512,016 S 11/2005 Williams
 D512,369 S 12/2005 Lo
 D513,402 S 1/2006 Shirouzu
 D513,609 S 1/2006 Shondel
 D514,058 S 1/2006 Murata
 D514,504 S 2/2006 Robert
 D534,117 S 12/2006 Welbes et al.
 D534,485 S 1/2007 Nakamura
 D534,486 S 1/2007 Kuroda et al.
 D547,259 S 7/2007 Fontaine et al.
 D547,717 S 7/2007 Yamane et al.
 D560,598 S 1/2008 Heinen et al.
 D561,682 S 2/2008 Ohki
 D562,223 S 2/2008 Himuro
 D569,785 S 5/2008 Murata et al.
 D574,765 S 8/2008 Smith
 D578,471 S 10/2008 Guspodin et al.
 D581,350 S 11/2008 Froger
 D584,220 S 1/2009 Fujita
 D585,817 S 2/2009 Frappart
 D586,732 S 2/2009 Heinen et al.
 D588,522 S 3/2009 Matsumoto
 D589,431 S 3/2009 Fontaine et al.
 D590,331 S 4/2009 Miyazaki
 D591,223 S 4/2009 Missik-Gaffney et al.
 D593,026 S 5/2009 Umstot et al.
 D602,847 S 10/2009 Lee et al.
 7,614,435 B2 11/2009 Ishida
 D606,006 S 12/2009 Iwai
 D608,728 S 1/2010 Brown
 D610,525 S 2/2010 Behr et al.
 D613,236 S 4/2010 Guspodin et al.
 D613,237 S 4/2010 Mukai
 D613,240 S 4/2010 Mukai
 D614,121 S 4/2010 Janesh et al.
 D614,122 S 4/2010 Seibert
 D615,486 S 5/2010 Souchet
 D618,613 S 6/2010 Vandaele et al.

7,770,619 B2 8/2010 Miyoshi et al.
 D638,784 S * 5/2011 Scheifele D12/605
 D641,305 S 6/2011 Briey-Terlinden
 D641,685 S 6/2011 Youn
 D646,216 S 10/2011 Endou et al.
 D646,625 S 10/2011 Youn
 D647,029 S 10/2011 Fujioka
 D647,032 S 10/2011 Ebel et al.
 D647,033 S 10/2011 Murata et al.
 D647,465 S 10/2011 Iwasaki
 D648,675 S 11/2011 Kiwaki
 D650,322 S 12/2011 Takahashi
 D654,848 S 2/2012 Yonetsu
 D659,083 S 5/2012 Nguyen et al.
 D661,242 S 6/2012 Schmidt-Zum Berge et al.
 D662,035 S 6/2012 Delbast et al.
 8,205,651 B2 6/2012 Ohki et al.
 8,210,219 B2 7/2012 Iwai
 8,230,890 B2 7/2012 Matsumoto
 D665,730 S 8/2012 Yoshimura
 D666,137 S 8/2012 Sieber et al.
 D667,363 S 9/2012 Kudo
 8,267,133 B2 9/2012 Kojima
 D668,600 S 10/2012 Pingeat et al.
 D674,739 S 1/2013 Georges et al.
 D686,567 S 7/2013 Fu
 D688,196 S 8/2013 Fujita
 8,544,513 B2 10/2013 Miyazaki
 8,550,133 B2 10/2013 Matsumoto
 8,555,940 B2 10/2013 Murata
 D700,884 S 3/2014 Herbeuval et al.
 D721,030 S 1/2015 Kato
 D726,645 S 4/2015 Scheifele
 D726,646 S 4/2015 Scheifele
 D730,819 S * 6/2015 Scheifele D12/605
 D768,067 S * 10/2016 Kuwano D12/605
 D795,178 S * 8/2017 Maxwell D12/605
 D798,805 S * 10/2017 Schultz D12/605
 D800,643 S * 10/2017 Scheifele D12/605
 D807,284 S * 1/2018 Iwabuchi D12/605
 D808,333 S * 1/2018 Iwabuchi D12/605
 D813,799 S * 3/2018 Maxwell D12/605
 D823,785 S * 7/2018 Noel D12/605
 2001/0054463 A1 12/2001 Matsuura et al.
 2014/0116590 A1 5/2014 Dixon et al.

OTHER PUBLICATIONS

Schultz, David E. et al., U.S. Appl. No. 29/509,663, Entitled "Tire Sidewall", filed Nov. 20, 2014.
 Scheifele, Kevin E. et al., U.S. Appl. No. 29/503,977, Entitled "Tire Sidewall", filed Oct. 1, 2014.

* cited by examiner

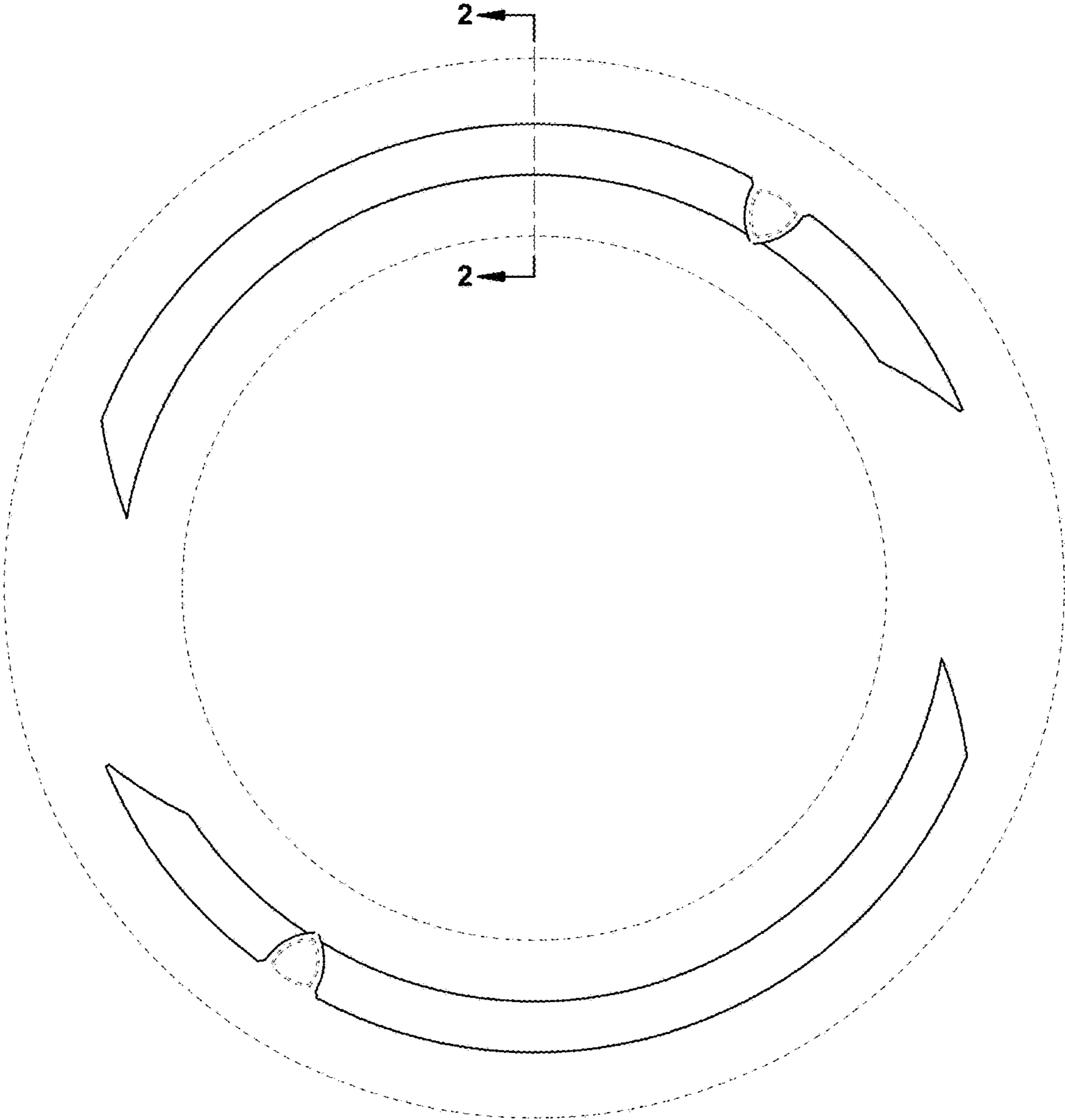


Fig. 1

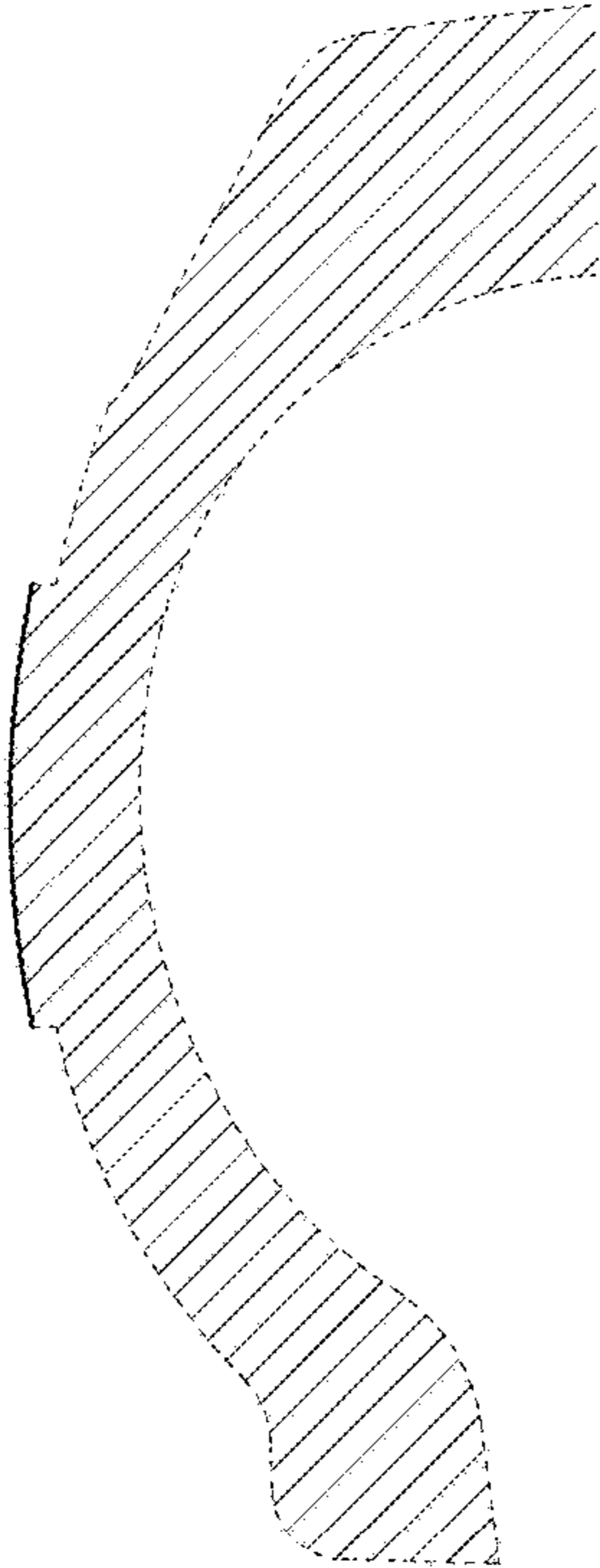


Fig. 2

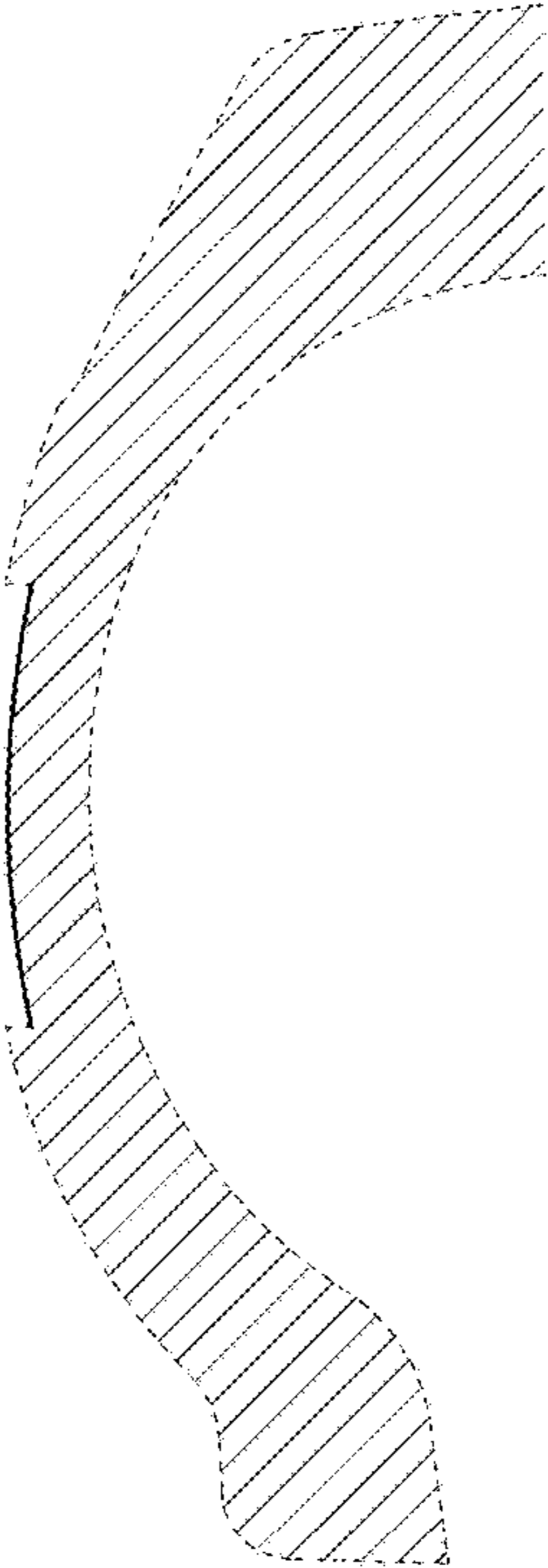


Fig. 3

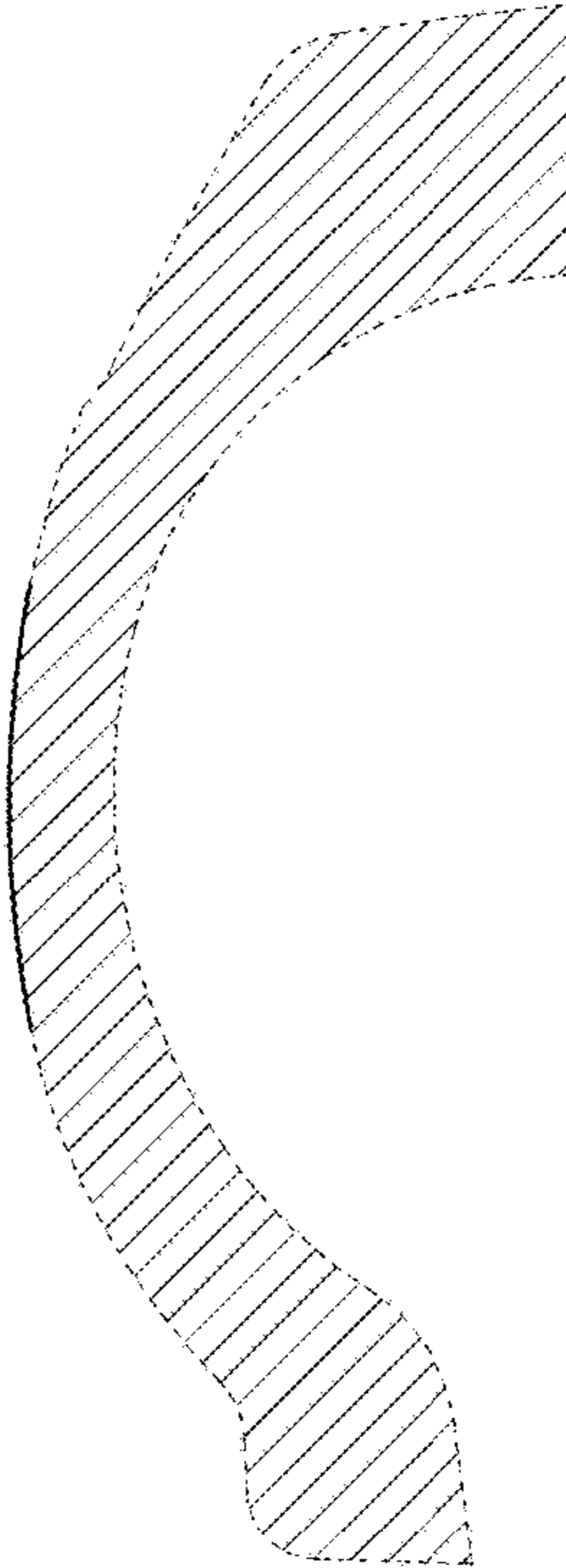


Fig. 4