



US00D848939S

(12) **United States Design Patent** (10) **Patent No.:** **US D848,939 S**
Marella et al. (45) **Date of Patent:** **** May 21, 2019**

(54) **TIRE TREAD**

(71) Applicant: **Bridgestone Americas Tire Operations, LLC**, Nashville, TN (US)

(72) Inventors: **Anthony R. Marella**, Tallmadge, OH (US); **Kevin E. Scheifele**, Atwater, OH (US)

(73) Assignee: **Bridgestone Americas Tire Operations, LLC**, Nashville, TN (US)

(**) Term: **15 Years**

(21) Appl. No.: **29/613,131**

(22) Filed: **Aug. 8, 2017**

D447,449 S	9/2001	Guspodin	
D453,730 S *	2/2002	Weber	D12/532
D454,815 S	3/2002	Guspodin	
D460,410 S	7/2002	Thrasher et al.	
D480,042 S *	9/2003	Brayer	D12/588
7,048,022 B2	5/2006	Rooney et al.	
D522,961 S	6/2006	Kuramochi et al.	
D529,863 S	10/2006	Kuramochi et al.	
D563,311 S	3/2008	Brainerd, II et al.	
D563,312 S	3/2008	Brainerd, II et al.	
D607,812 S *	1/2010	Dixon	D12/587
D628,145 S	11/2010	Vaidya	
D628,955 S *	12/2010	Toumni	D12/588
D653,200 S	1/2012	Kuwano et al.	
D660,786 S	5/2012	Yokomakura	
D664,915 S	8/2012	Maxwell et al.	
D670,642 S	11/2012	Maxwell et al.	
D712,820 S	9/2014	Hutz	
8,887,779 B2	11/2014	Sato	
D733,642 S	7/2015	Oberlin et al.	
D736,697 S *	8/2015	Leocadio	D12/588

(Continued)

Related U.S. Application Data

(63) Continuation of application No. 29/554,377, filed on Feb. 11, 2016, now Pat. No. Des. 806,008, and a continuation of application No. 29/554,411, filed on Feb. 11, 2016, now abandoned.

(51) **LOC (11) Cl.** **12-15**

(52) **U.S. Cl.**
USPC **D12/604**; D12/601

(58) **Field of Classification Search**
USPC D12/586, 587, 588, 594, 595, 601, 604
CPC B60C 11/03; B60C 11/04; B60C 11/0306;
B60C 11/0388

See application file for complete search history.

(56) **References Cited**

U.S. PATENT DOCUMENTS

D367,025 S *	2/1996	Faulk	D12/588
D386,132 S *	11/1997	Villamizar	D12/588
D389,104 S	1/1998	Morgan	
D419,115 S *	1/2000	Weber	D12/588
D442,128 S	5/2001	Allison	

Primary Examiner — Robert M. Spear

(74) *Attorney, Agent, or Firm* — Shaun J. Fox

(57) **CLAIM**

The ornamental design for a tire tread, as shown and described.

DESCRIPTION

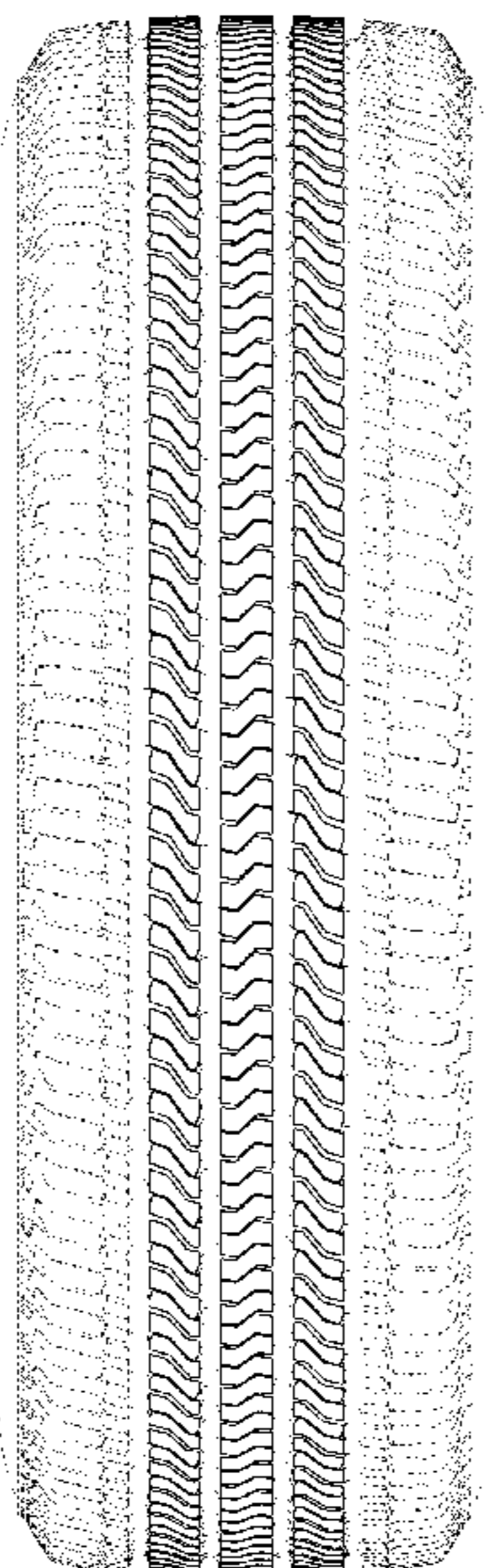
FIG. 1 is a side perspective view of a tire tread showing our new design, it being understood that the pattern is repeated throughout the circumference of the tire, the opposite side being the same as that shown;

FIG. 2 is a front elevational view thereof, the opposite side being identical thereto; and,

FIG. 3 is an enlarged fragmentary front elevational view thereof.

In the drawings, the broken lines represent environmental subject matter that forms no part of the claimed design.

1 Claim, 3 Drawing Sheets



(56)

References Cited

U.S. PATENT DOCUMENTS

D736,699 S	8/2015	Dixon et al.	
D772,797 S *	11/2016	Ono	D12/595
D806,008 S *	12/2017	Marella	D12/605
D807,813 S *	1/2018	Hayashi	D12/604
D815,024 S *	4/2018	Flynn	D12/604

* cited by examiner




Fig. 1

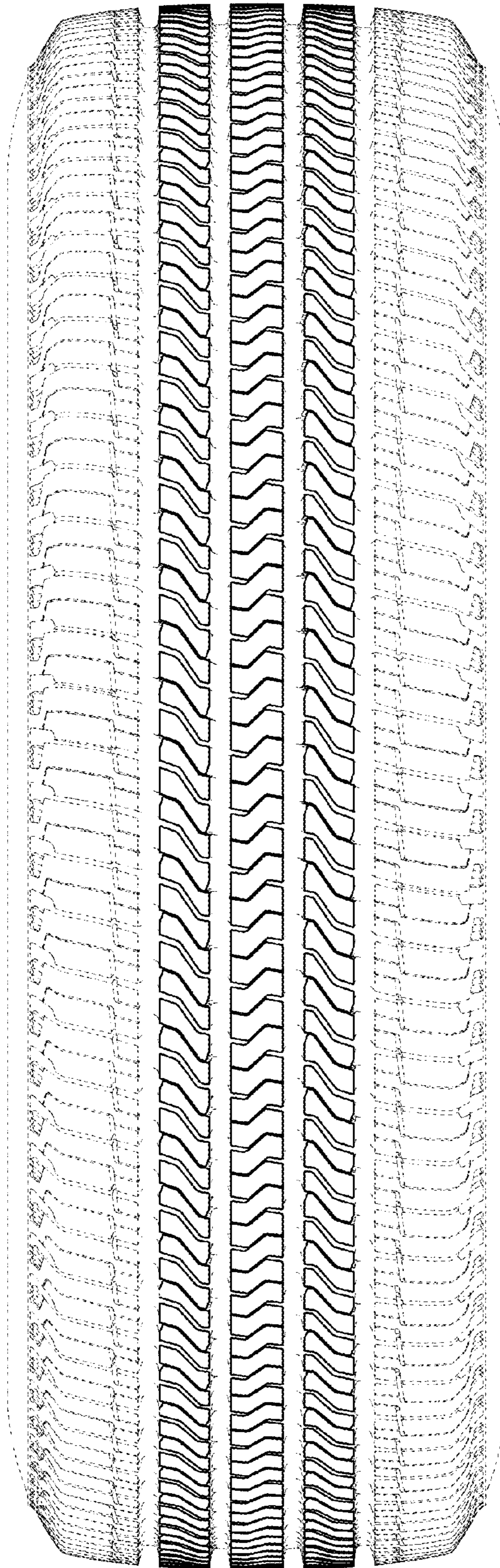


Fig. 2

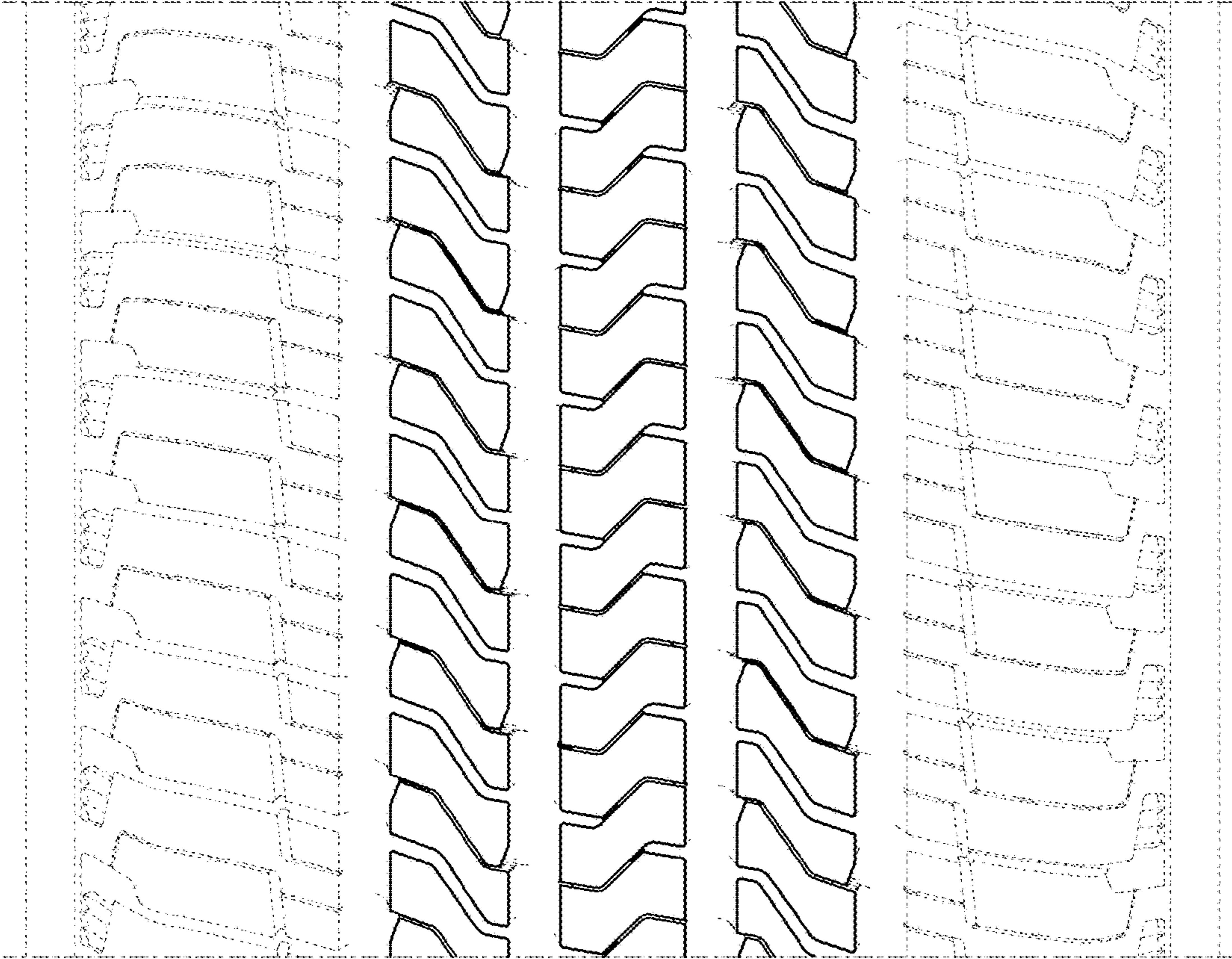


Fig. 3