



US00D848936S

(12) **United States Design Patent** (10) **Patent No.:** **US D848,936 S**
Maehara (45) **Date of Patent:** **** May 21, 2019**

(54) **TIRE FOR AUTOMOBILE**
(71) Applicant: **SUMITOMO RUBBER INDUSTRIES, LTD.**, Kobe-shi, Hyogo (JP)
(72) Inventor: **Atsushi Maehara**, Kobe (JP)
(73) Assignee: **SUMITOMO RUBBER INDUSTRIES, LTD.**, Kobe-Shi, Hyogo (JP)

D675,981 S * 2/2013 Kuwahara D12/600
D686,145 S * 7/2013 Godin D12/600
D759,582 S * 6/2016 Nobunaga D12/588
D765,583 S * 9/2016 Wang D12/579
D773,983 S * 12/2016 Inoue D12/594
D775,584 S * 1/2017 Matsuda D12/594
D779,417 S * 2/2017 De Giacco D12/594
D780,681 S * 3/2017 Krier D12/600
D781,224 S * 3/2017 De Giacco D12/594
D792,335 S * 7/2017 Dixon D12/579
D807,283 S * 1/2018 Oji D12/594
D815,590 S * 4/2018 Kagimoto D12/594
D834,509 S * 11/2018 Wang D12/594

(**) Term: **15 Years**

* cited by examiner

(21) Appl. No.: **29/604,063**

Primary Examiner — Robert M. Spear

(22) Filed: **May 15, 2017**

(74) *Attorney, Agent, or Firm* — Birch, Stewart, Kolasch & Birch, LLP

(51) **LOC (11) Cl.** **12-15**

(57) **CLAIM**

(52) **U.S. Cl.**
USPC **D12/588**; D12/594

The ornamental design for a tire for automobile, as shown and described.

(58) **Field of Classification Search**
USPC D12/579, 588, 594, 595, 596, 597, 600, D12/601, 602, 603
CPC B60C 11/0306; B60C 11/11
See application file for complete search history.

DESCRIPTION

(56) **References Cited**

FIG. 1 is a front perspective view of a tire for automobile showing my new design;
FIG. 2 is a front view thereof;
FIG. 3 is a left side view thereof;
FIG. 4 is a rear view thereof;
FIG. 5 is a right side view thereof;
FIG. 6 is a bottom view thereof;
FIG. 7 is a top view thereof; and,
FIG. 8 is a partial enlarged view of FIG. 2.

U.S. PATENT DOCUMENTS

D637,142 S * 5/2011 Nicolas D12/579
D643,360 S * 8/2011 Yamaguchi D12/588
D647,036 S * 10/2011 Yamaguchi D12/588
D647,468 S * 10/2011 Weaver D12/588
D661,641 S * 6/2012 Oki D12/600

1 Claim, 8 Drawing Sheets






FIG. 1




FIG. 2




FIG. 3




FIG. 4




FIG. 5




FIG. 6




FIG. 7




FIG. 8