



US00D848933S

(12) **United States Design Patent** (10) **Patent No.:** **US D848,933 S**
Buntaem (45) **Date of Patent:** **** May 21, 2019**

(54) **TIRE TREAD**
(71) Applicant: **COMPAGNIE GENERALE DES
ETABLISSEMENTS MICHELIN,**
Clermont-Ferrand (FR)
(72) Inventor: **Montonn Buntaem,** Bangkok (TH)
(73) Assignee: **Compagnie Generale Des
Etablissements Michelin (FR)**

D379,449 S 5/1997 Graas et al.
D390,512 S 2/1998 Eromaki
D420,312 S * 2/2000 Hara D12/535
D426,855 S 6/2000 Niwa et al.
D429,194 S 8/2000 Heinen et al.
D432,057 S 10/2000 Himuro
D454,523 S 3/2002 Traulle
D454,831 S 3/2002 Yuze
6,352,091 B1 3/2002 Hanya
D455,708 S 4/2002 Yuze
D472,872 S 4/2003 O
(Continued)

(**) Term: **15 Years**

FOREIGN PATENT DOCUMENTS

(21) Appl. No.: **29/642,040**
(22) Filed: **Mar. 27, 2018**

EP 0609194 A1 8/1994
FR 06/5978 12/2006
(Continued)

(30) **Foreign Application Priority Data**

Sep. 29, 2017 (FR) 2017-4418

Primary Examiner — George D. Kirschbaum
Assistant Examiner — Joseph J. Kukella
(74) *Attorney, Agent, or Firm* — Dickinson Wright PLLC

(51) **LOC (11) Cl.** **12-15**
(52) **U.S. Cl.**
USPC **D12/535**
(58) **Field of Classification Search**
USPC D12/533-567
CPC B60C 2200/00; B60C 2200/10
See application file for complete search history.

(57) **CLAIM**

The ornamental design for a tire tread, as shown and described.

(56) **References Cited**


U.S. PATENT DOCUMENTS

D87,418 S * 7/1932 Smith D12/535
4,726,407 A 2/1988 Hayakawa et al.
D294,931 S 3/1988 Ikeda
5,131,443 A 7/1992 Kuhr et al.
D354,261 S 1/1995 Graas
D355,876 S 2/1995 Diensthuber et al.
D360,861 S 8/1995 Graas et al.
D361,966 S 9/1995 Graas et al.
D370,880 S 6/1996 Graas

DESCRIPTION

FIG. 1 is a perspective view of the tire tread of my design; FIG. 2 is a front elevation view of the tire tread of my design; FIG. 3 is a side elevation view of the tire tread of my design; FIG. 4 is a side elevation view of the tire tread of my design, taken from the opposite side of that shown in FIG. 3; and, FIG. 5 is an enlarged, partial view of the tire tread of FIG. 1, as indicated by the break lines. In the drawings, the broken line disclosure depicts environmental subject matter and forms no part of the claimed design. The dash-dot-dot-dash lines represent the boundaries of the claim.

1 Claim, 5 Drawing Sheets



(56)

References Cited

U.S. PATENT DOCUMENTS

D487,053 S 2/2004 Masuko
 D491,516 S 6/2004 Miller et al.
 D491,518 S 6/2004 Miyabe et al.
 D504,387 S 4/2005 Welbes et al.
 D505,111 S 5/2005 Allison et al.
 D516,998 S 3/2006 Wang et al.
 D524,724 S 7/2006 Itoi
 D525,189 S 7/2006 Itoi et al.
 D531,955 S 11/2006 Fontaine et al.
 D536,660 S 2/2007 Schmalix et al.
 D544,827 S 6/2007 Lee
 D550,148 S 9/2007 Fontaine et al.
 D555,581 S 11/2007 Salvan
 D565,500 S 4/2008 Whitney et al.
 D573,530 S 7/2008 Larregain
 D576,099 S 9/2008 Larregain
 D579,856 S 11/2008 Watkins et al.
 D579,861 S 11/2008 Haas et al.
 D579,863 S 11/2008 Harvey et al.
 D591,220 S 4/2009 Minagawa
 D595,218 S 6/2009 Rodicq et al.
 D595,639 S 7/2009 de Briey-Terlinden et al.
 D599,729 S 9/2009 Kumamoto
 D601,943 S 10/2009 Shibamoto
 D601,946 S 10/2009 Fontaine et al.
 D606,927 S 12/2009 Kang
 D607,810 S 1/2010 Ochi
 D610,963 S 3/2010 Oizumi et al.
 D612,324 S 3/2010 Harvey et al.
 D613,675 S 4/2010 Perrin
 D615,025 S 5/2010 Mai et al.
 D615,479 S 5/2010 Lee
 D617,260 S * 6/2010 Larregain D12/535
 D620,878 S 8/2010 Larregain
 D626,911 S 11/2010 Takeshima

D634,700 S 3/2011 Ebel et al.
 D638,349 S 5/2011 Misani et al.
 D640,184 S 6/2011 de Briey-Terlinden
 D640,964 S 7/2011 Takenaka
 D644,166 S 8/2011 Yoshiya
 D647,031 S 10/2011 Kobayashi
 D651,163 S 12/2011 Shimizu et al.
 D668,205 S 10/2012 Ebel et al.
 D678,179 S * 3/2013 Larregain D12/535
 D680,945 S 4/2013 Ikeki
 D683,301 S 5/2013 Kang
 D684,521 S * 6/2013 Larregain D12/535
 D705,718 S 5/2014 Hirama et al.
 D709,436 S 7/2014 Ikeki
 D718,224 S 11/2014 Guichon et al.
 D718,700 S 12/2014 Yan et al.
 D719,082 S * 12/2014 Winkelman D12/535
 D719,083 S 12/2014 Hayashi
 D722,290 S 2/2015 Jamot et al.
 D724,522 S 2/2015 D'Abrigeon et al.
 8,997,807 B2 4/2015 Misani et al.
 D741,250 S 10/2015 Nakamura
 D748,041 S * 1/2016 Lucas D12/535
 D775,061 S 12/2016 Ishiguro et al.
 D777,646 S 1/2017 Lejeune et al.
 D778,226 S 2/2017 Lejeune et al.
 D778,227 S 2/2017 LeJeune et al.
 D782,395 S * 3/2017 Vowles D12/535
 D790,443 S 6/2017 Perrier
 D810,659 S * 2/2018 Nakamura D12/535
 D832,772 S * 11/2018 Misani D12/535

FOREIGN PATENT DOCUMENTS

FR 06/5980 12/2006
 FR 07/5041 11/2007

* cited by examiner

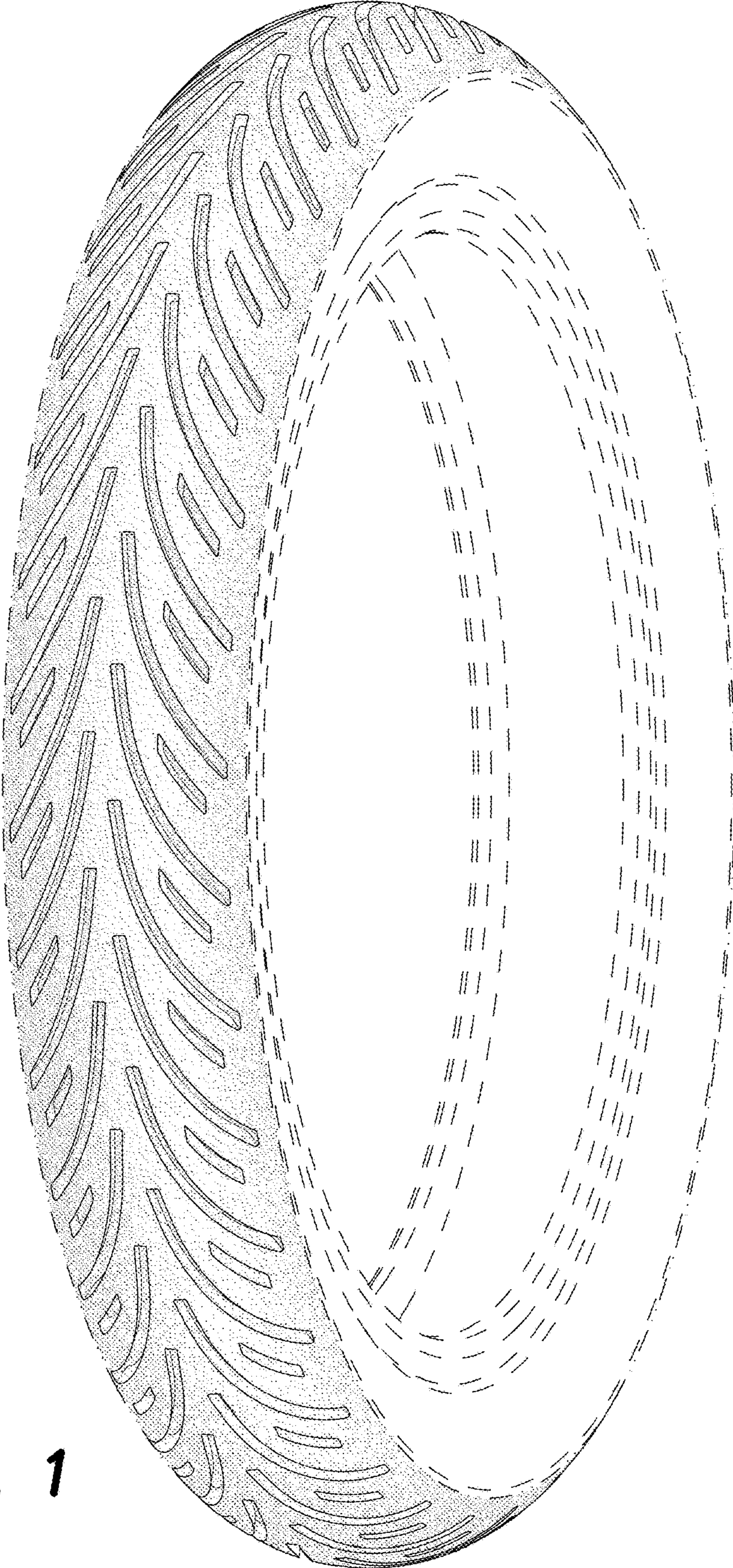


FIG. 1

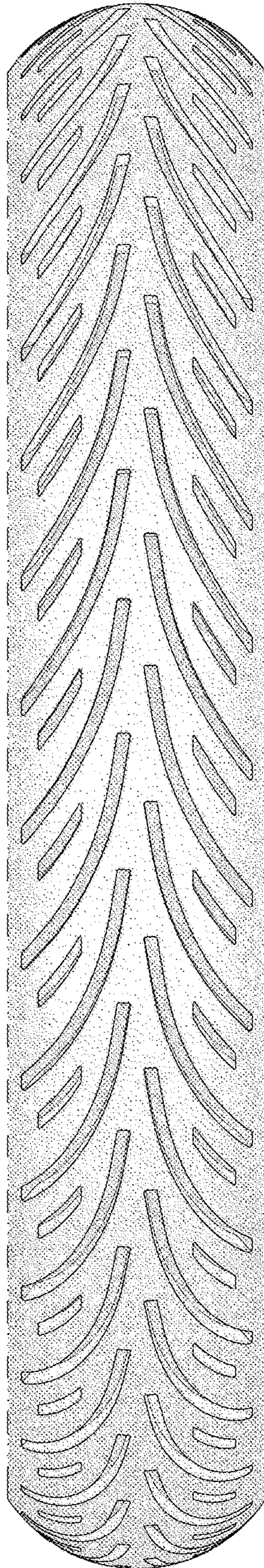


FIG. 2




FIG. 3




FIG. 4

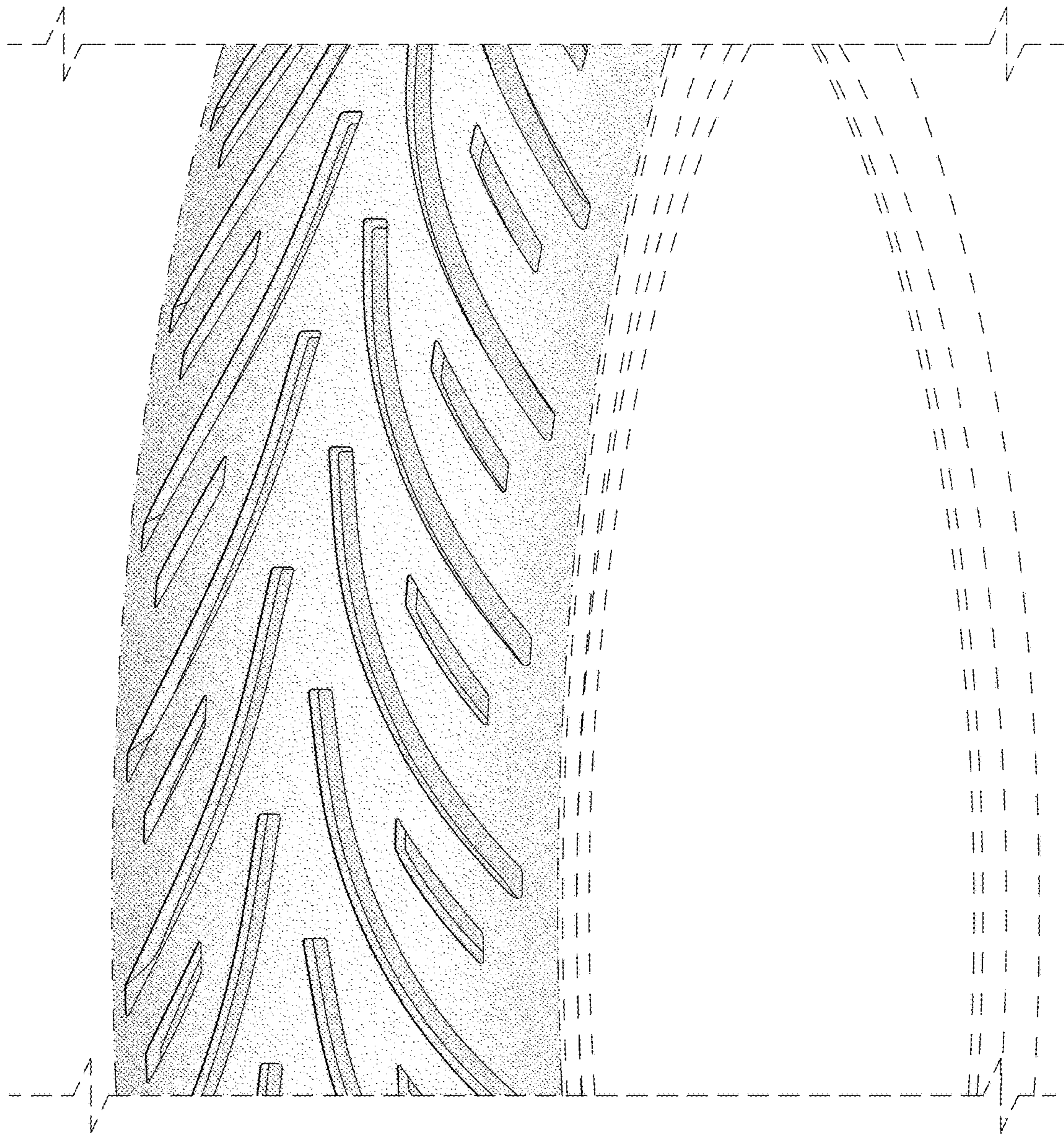


FIG. 5