



US00D848930S

(12) **United States Design Patent** (10) **Patent No.:** **US D848,930 S**
Pelfrey (45) **Date of Patent:** **** May 21, 2019**

(54) **ARTICLE FOR DISPOSAL BETWEEN A SEAT AND CONSOLE OF A VEHICLE**

(71) Applicant: **Riley Dale Pelfrey**, Clearwater, FL (US)

(72) Inventor: **Riley Dale Pelfrey**, Clearwater, FL (US)

(**) Term: **15 Years**

(21) Appl. No.: **29/654,382**

(22) Filed: **Jun. 22, 2018**

(51) **LOC (11) Cl.** **12-16**

(52) **U.S. Cl.**
USPC **D12/400**

(58) **Field of Classification Search**
USPC D12/400, 415, 416, 417, 418, 419, 420, D12/191, 423; D6/513, 514, 553, 556, D6/559
CPC . B60R 11/02; B60R 2011/0005; B64D 13/08; B64D 11/04
See application file for complete search history.

(56) **References Cited**

U.S. PATENT DOCUMENTS

D278,295 S * 4/1985 Thompson D6/518
D293,182 S * 12/1987 Carter D6/518
D374,360 S * 10/1996 Angermeir D6/518

D419,350 S * 1/2000 Baron D6/553
D587,947 S * 3/2009 Valiulis D6/553
D807,274 S * 1/2018 DeGiule D12/400
D809,994 S * 2/2018 Braddock, III D12/400
D833,771 S * 11/2018 Gawlik D6/553
D837,131 S * 1/2019 Robillard D12/415
D838,231 S * 1/2019 Ghannam D12/400

* cited by examiner

Primary Examiner — Katrina A Betton
(74) *Attorney, Agent, or Firm* — R. William Graham

(57) **CLAIM**

The ornamental design for an article for disposal between a seat and console of a vehicle.

DESCRIPTION

FIG. 1 is a front end view of an article for disposal between a seat and console of a vehicle showing my new design; FIG. 2 is a back end view elevation end view of an article for disposal between a seat and console of a vehicle showing my new design; FIG. 3 is a left side elevation end view of an article for disposal between a seat and console of a vehicle showing my new design; FIG. 4 is a right side of an article for disposal between a seat and console of a vehicle showing my new design; FIG. 5 is a top view of an article for disposal between a seat and console of a vehicle showing my new design; and, FIG. 6 is a bottom view of an article for disposal between a seat and console of a vehicle showing my new design.

1 Claim, 3 Drawing Sheets



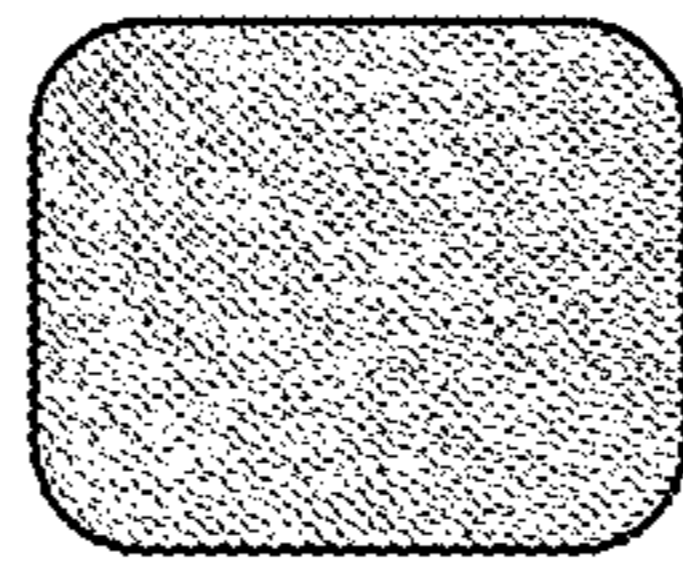


FIG. 1

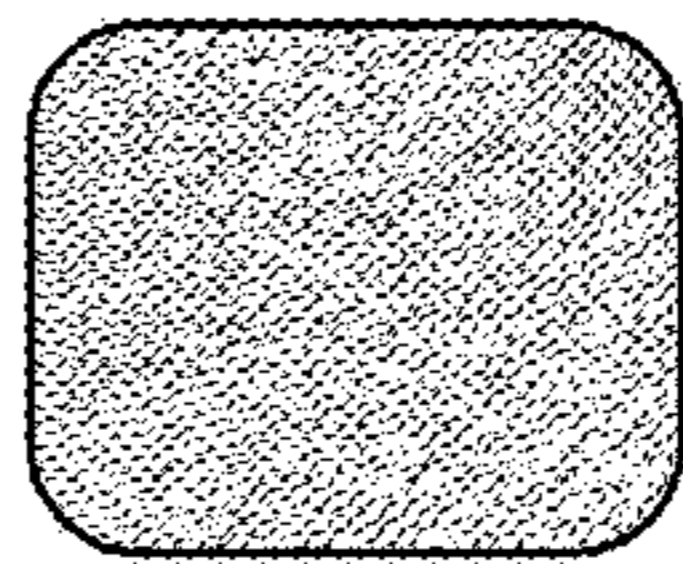


FIG. 2




FIG. 3




FIG. 4




FIG. 5




FIG. 6