



US00D848929S

(12) **United States Design Patent** (10) **Patent No.:** **US D848,929 S**
Han (45) **Date of Patent:** **** May 21, 2019**

(54) **AUTOMOTIVE WHEEL ACCESSORY**

(71) Applicant: **Donnie Han**, Corona, CA (US)

(72) Inventor: **Donnie Han**, Corona, CA (US)

(**) Term: **15 Years**

(21) Appl. No.: **29/611,515**

(22) Filed: **Jul. 21, 2017**

(51) **LOC (11) Cl.** **12-16**

(52) **U.S. Cl.**
USPC **D12/213**

(58) **Field of Classification Search**
USPC D12/207, 133, 204, 213, 123, 179, 180;
D15/28, 29, 148
CPC B60B 5/02; B60B 15/00; B60B 7/04
See application file for complete search history.

(56) **References Cited**

U.S. PATENT DOCUMENTS

3,724,905 A *	4/1973	Kachler	B60B 7/04 301/37.105
D317,746 S *	6/1991	Carter, III	D12/204
D543,924 S *	6/2007	Brown	D12/213
D593,473 S *	6/2009	Fournier	D12/207

D599,269 S *	9/2009	Melbinger	D12/213
D651,955 S *	1/2012	Hohman	D12/204
D663,246 S *	7/2012	Hohman	D12/204
D669,412 S *	10/2012	Le Grice	D12/213
D708,114 S *	7/2014	Hodges	D12/213
D721,018 S *	1/2015	Jurkiewicz	D12/133
D805,987 S *	12/2017	Major	D12/204
2003/0080609 A1 *	5/2003	Darnell	B60B 5/02 301/95.11
2014/0191565 A1 *	7/2014	Gebeau	B60B 15/00 301/41.1

* cited by examiner

Primary Examiner — Susan E Krakower
Assistant Examiner — Jerry Shiuan-Hua Hsu


(57) **CLAIM**

The ornamental design for an automotive wheel accessory, as shown and described.

DESCRIPTION

FIG. 1 is a front view of an automotive wheel accessory, showing my new design;
FIG. 2 is a perspective view thereof;
FIG. 3 is a front view thereof; and,
FIG. 4 is a front side exploded perspective view thereof.
The broken line comprising of the rear portion of a wheel, illustrates environmental structure which forms no part of the claimed design.

1 Claim, 4 Drawing Sheets






FIGURE 1

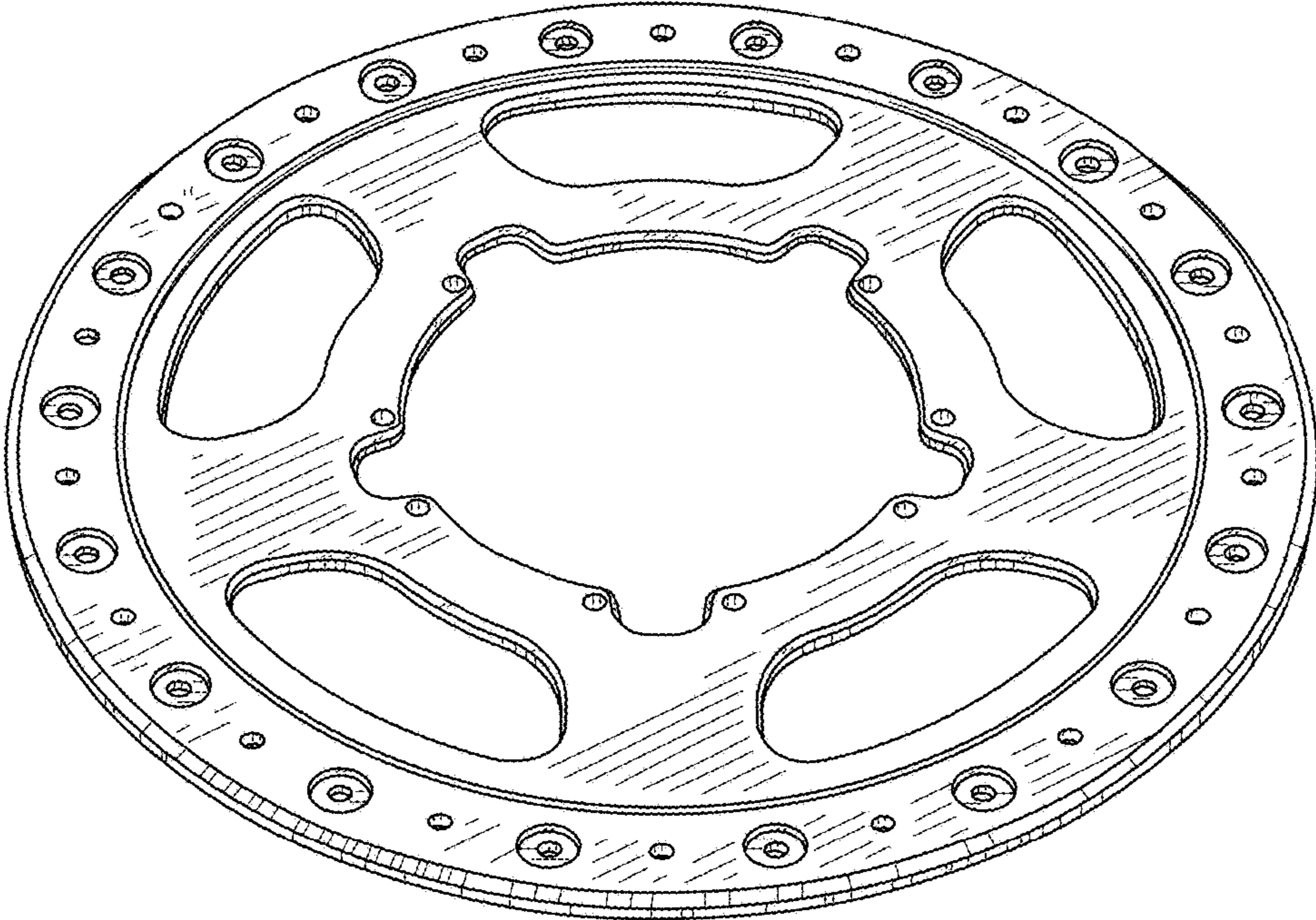


FIGURE 2




FIGURE 3

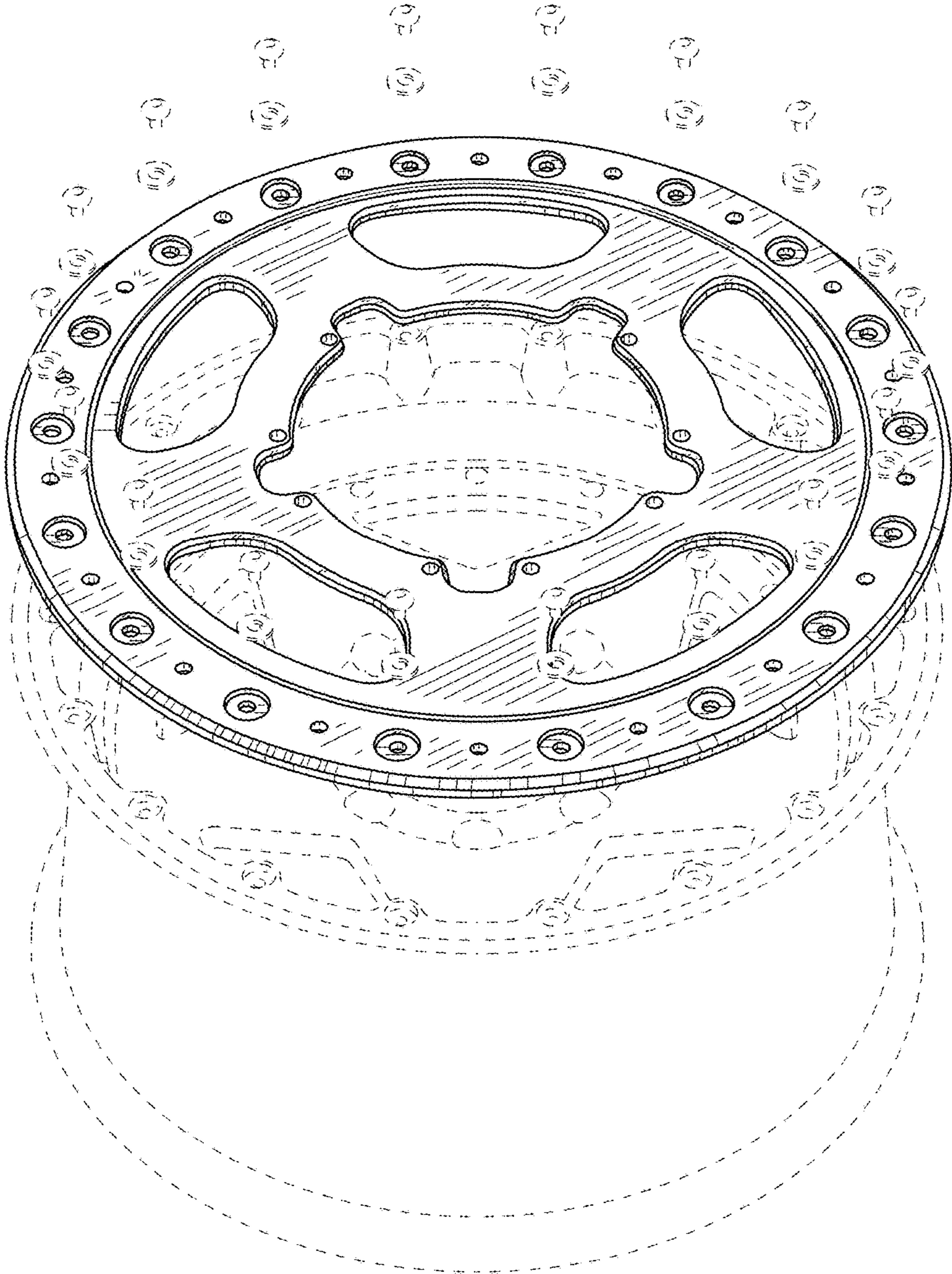


FIGURE 4