

US00D848928S

(12) **United States Design Patent** (10) **Patent No.:** **US D848,928 S**
Han (45) **Date of Patent:** **** May 21, 2019**

(54) **AUTOMOTIVE WHEEL ACCESSORY**

(71) Applicant: **Donnie Han**, Corona, CA (US)

(72) Inventor: **Donnie Han**, Corona, CA (US)

(**) Term: **15 Years**

(21) Appl. No.: **29/611,514**

(22) Filed: **Jul. 21, 2017**

(51) **LOC (11) Cl.** **12-16**

(52) **U.S. Cl.**
USPC **D12/213**

(58) **Field of Classification Search**
USPC D12/207, 133, 204, 213, 123, 179, 180;
D15/28, 29, 148
CPC B60B 5/02; B60B 15/00; B60B 7/04
See application file for complete search history.

(56) **References Cited**

U.S. PATENT DOCUMENTS

- 3,724,905 A * 4/1973 Kachler B60B 7/04
301/37.105
- D317,746 S * 6/1991 Carter, III D12/204
- D543,924 S * 6/2007 Brown D12/213
- D593,473 S * 6/2009 Fournier D12/207

- D599,269 S * 9/2009 Melbinger D12/213
- D651,955 S * 1/2012 Hohman D12/204
- D663,246 S * 7/2012 Hohman D12/204
- D669,412 S * 10/2012 Le Grice D12/213
- D708,114 S * 7/2014 Hodges D12/213
- D721,018 S * 1/2015 Jurkiewicz D12/133
- D805,987 S * 12/2017 Major D12/204
- 2003/0080609 A1 * 5/2003 Darnell B60B 5/02
301/95.11
- 2014/0191565 A1 * 7/2014 Gebeau B60B 15/00
301/41.1

* cited by examiner

Primary Examiner — Susan E Krakower
Assistant Examiner — Jerry Shiuhan-Hua Hsu

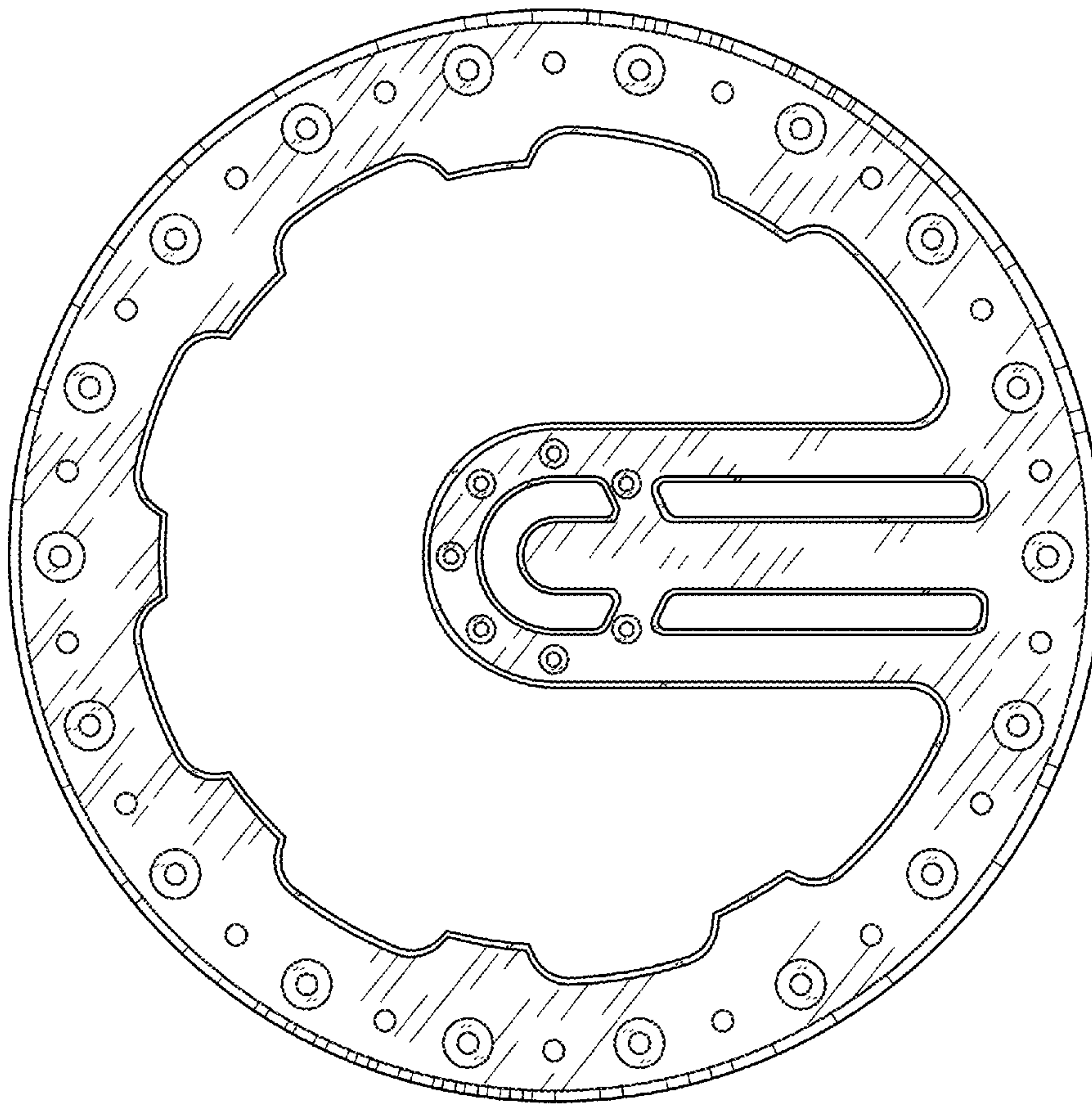
(57) **CLAIM**

The ornamental design for an automotive wheel accessory, as shown and described.

DESCRIPTION

FIG. 1 is a front view of an automotive wheel accessory, showing my new design;
FIG. 2 is a perspective view thereof;
FIG. 3 is a front view thereof; and,
FIG. 4 is a front side exploded perspective view thereof.
The broken lines comprising of the rear portion of a wheel, illustrates environmental structure which forms no part of the claimed design.

1 Claim, 4 Drawing Sheets



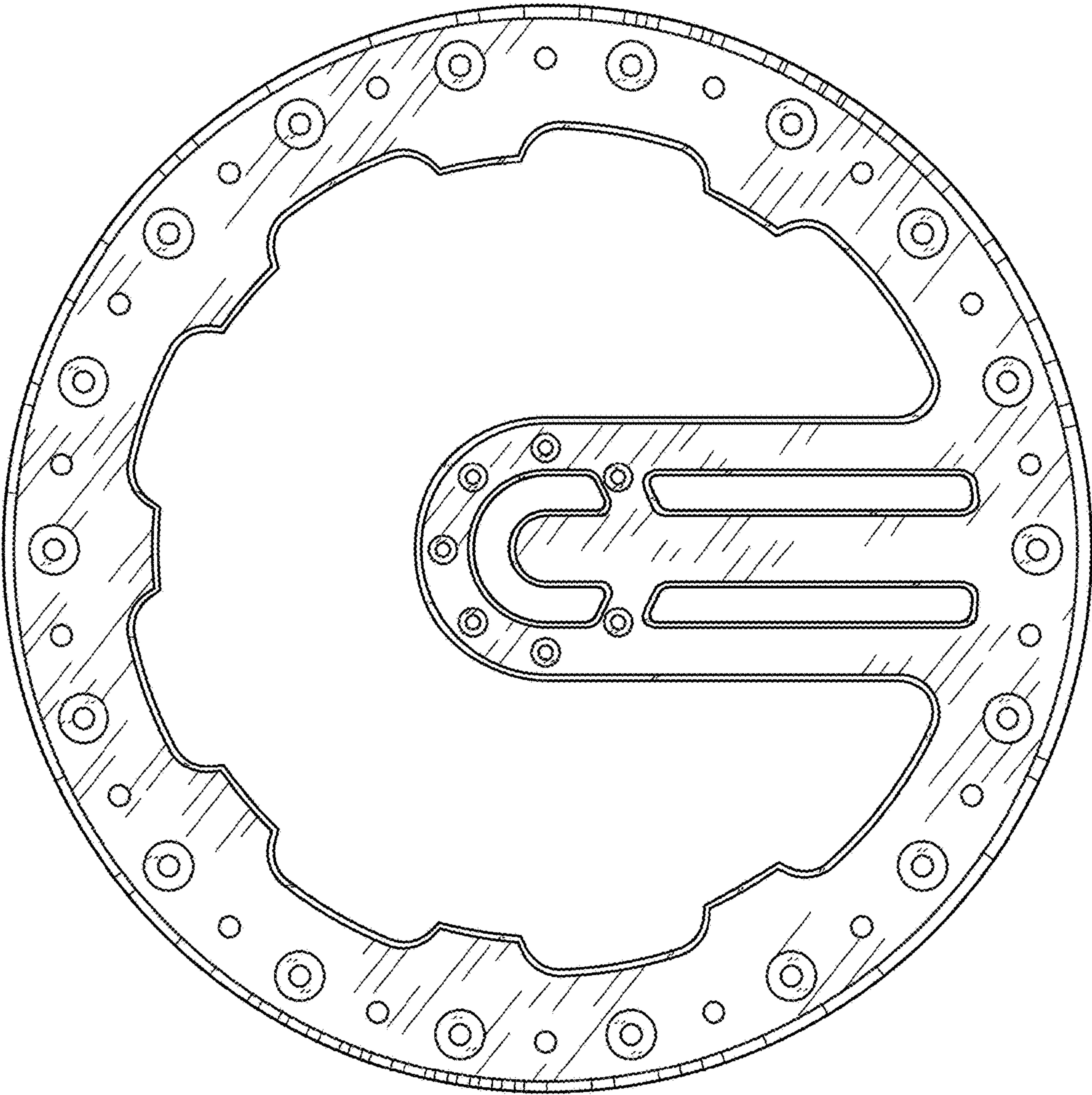


FIGURE 1

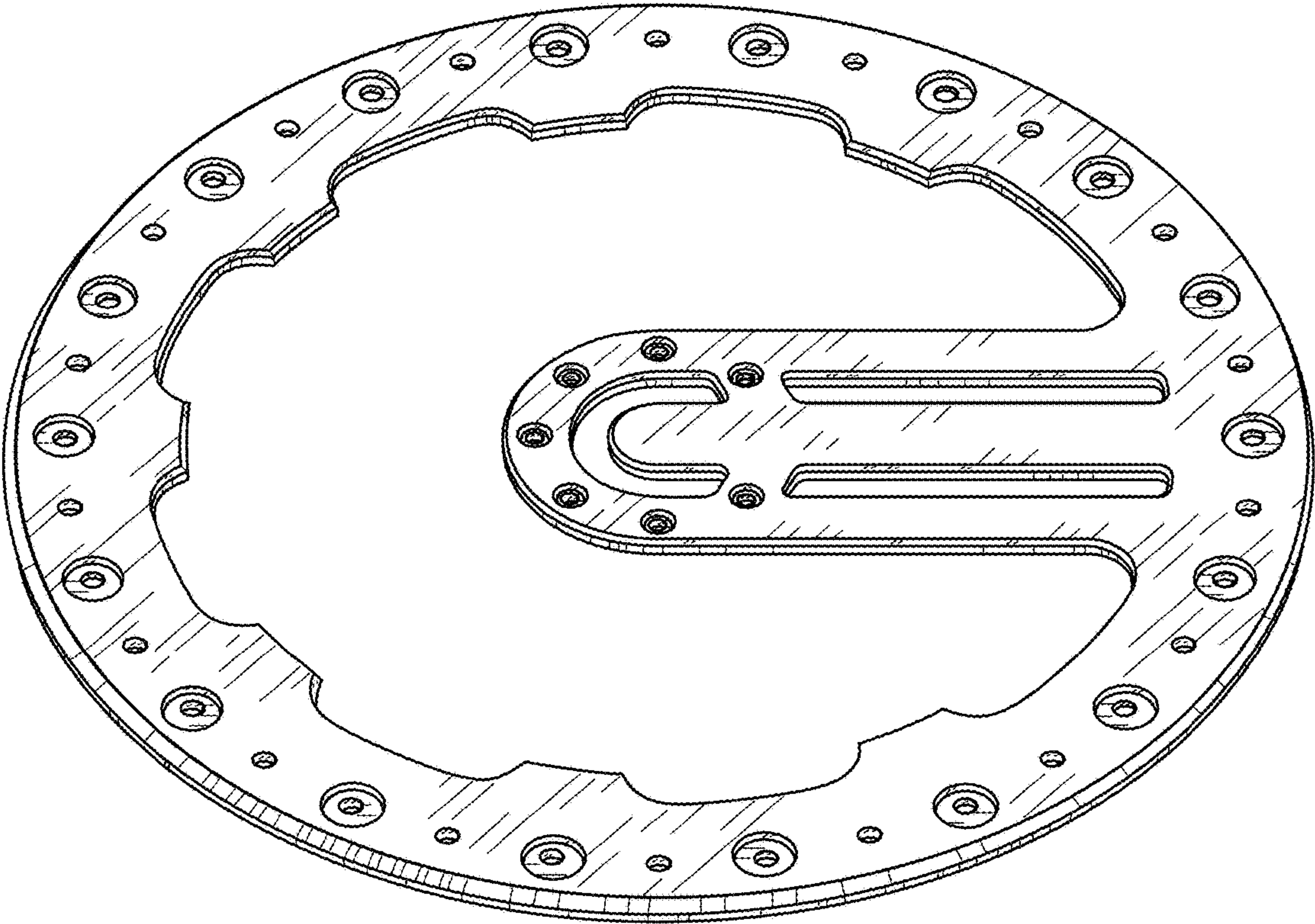


FIGURE 2




FIGURE 3

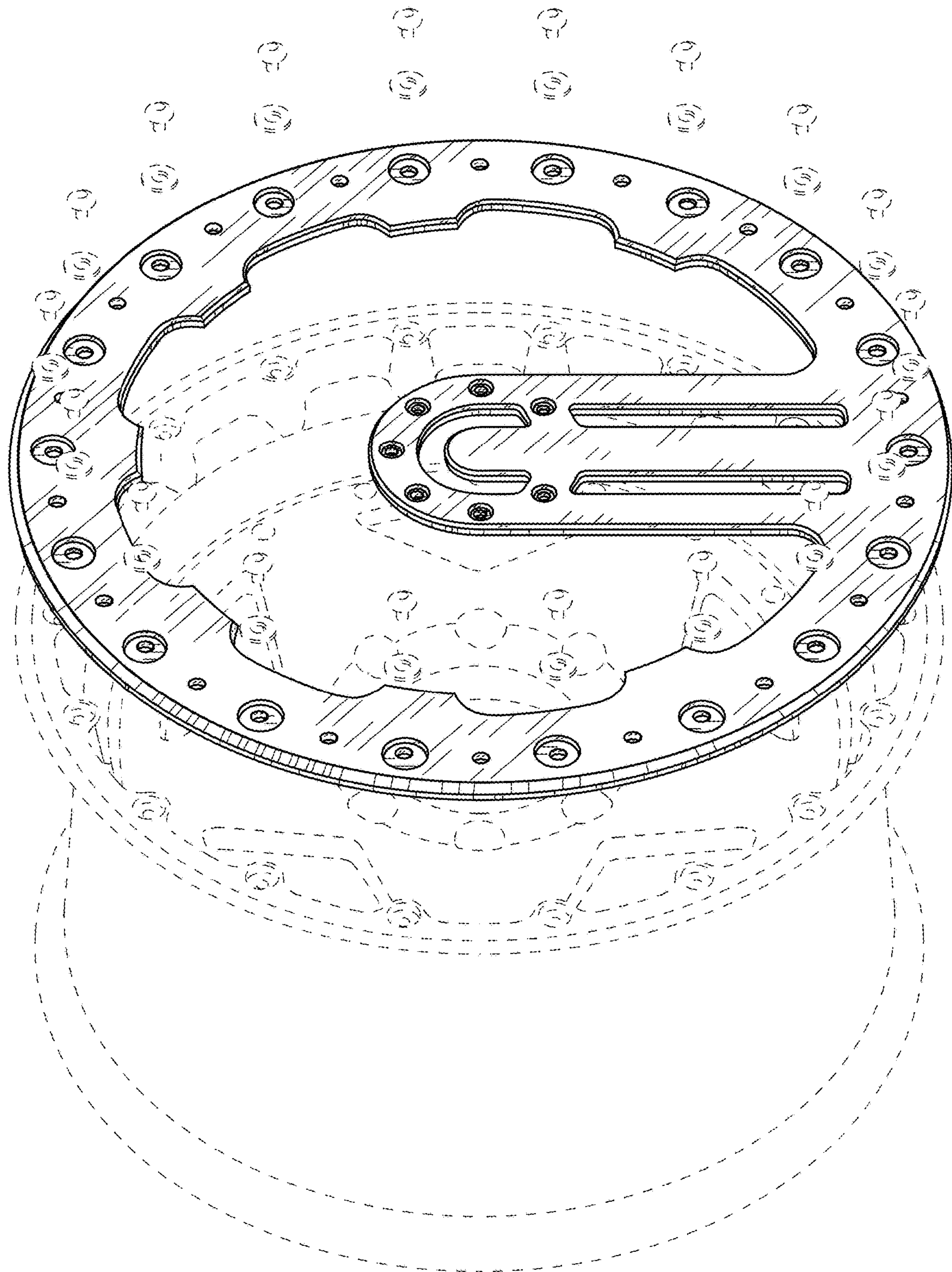


FIGURE 4