



US00D848924S

(12) **United States Design Patent** (10) **Patent No.:** **US D848,924 S**
Morgenstern (45) **Date of Patent:** **** May 21, 2019**

(54) **VEHICLE WHEEL, TOY VEHICLE WHEEL,
AND/OR REPLICAS THEREOF**

(71) Applicant: **Bayerische Motoren Werke
Aktiengesellschaft, Munich (DE)**

(72) Inventor: **Sebastian Morgenstern, Karlsfeld (DE)**

(73) Assignee: **Bayerische Motoren Werke
Aktiengesellschaft, Munich (DE)**

(**) Term: **15 Years**

(21) Appl. No.: **29/636,546**

(22) Filed: **Feb. 9, 2018**

(30) **Foreign Application Priority Data**

Aug. 17, 2017 (DE) 40 2017 100 914

(51) **LOC (11) Cl.** **12-16**

(52) **U.S. Cl.**
USPC **D12/209**

(58) **Field of Classification Search**
USPC D12/204–213; D21/533, 561, 563
CPC B60B 7/00; B60B 7/02; B60B 7/04; B60B
7/06; B60B 3/02; B60B 3/04; B60B 3/06;
B60B 3/10; B60B 1/00; B60B 1/08;
B60B 1/10; B60B 1/12
See application file for complete search history.

(56) **References Cited**

U.S. PATENT DOCUMENTS

D409,968 S 5/1999 Goplen
D468,679 S * 1/2003 Chun D12/211
D499,681 S 12/2004 Boyer
D503,371 S 3/2005 Boyer

D581,849 S * 12/2008 Laengerer D12/209
D720,275 S 12/2014 Szavits
D720,676 S * 1/2015 Caswell D12/209
D734,237 S * 7/2015 Juergens D12/211
D736,134 S * 8/2015 Platto D12/211
D744,933 S 12/2015 Holstein
D788,010 S 5/2017 Koenigs
D791,053 S * 7/2017 Johnson D12/211
D805,994 S * 12/2017 Platto D12/211
D815,005 S 4/2018 Cloke
D827,541 S * 9/2018 Bucher D12/209

FOREIGN PATENT DOCUMENTS

EM 000032438-0001 10/2003
EM 000032438-0007 10/2008
WO WO DM/042788 3/1998

* cited by examiner

Primary Examiner — Sheryl Lane

Assistant Examiner — Calvin E Vansant

(74) *Attorney, Agent, or Firm* — Crowell & Moring LLP



(57) **CLAIM**

The ornamental design for a vehicle wheel, toy vehicle wheel, and/or replicas thereof, as shown and described.

DESCRIPTION

FIG. 1 is a perspective view of a vehicle wheel, toy vehicle wheel, and/or replicas thereof according to the design; FIG. 2 is an additional perspective view thereof; FIG. 3 is an additional perspective view thereof; FIG. 4 is a front view thereof; FIG. 5 is a rear view thereof; and, FIG. 6 is a side view thereof. FIG. 5 is shown in low-contrast rendering to depict environmental subject matter and forms no part of the claim.

1 Claim, 6 Drawing Sheets






Fig. 1



Fig. 2



Fig. 3




Fig. 4




Fig. 5




Fig. 6