



US00D848918S

(12) **United States Design Patent** (10) **Patent No.:** **US D848,918 S**
Hisada et al. (45) **Date of Patent:** **** May 21, 2019**

(54) **METER FOR MOTOR VEHICLE**
(71) Applicant: **Mazda Motor Corporation**, Hiroshima (JP)
(72) Inventors: **Seiji Hisada**, Hiroshima (JP); **Shigeyuki Sato**, Hiroshima (JP); **Mitsuaki Maekawa**, Hiroshima (JP); **Yo Kitamura**, Hiroshima (JP); **Isao Fujioka**, Hiroshima (JP)

D810,643 S * 2/2018 Takamura D12/192
D812,536 S * 3/2018 Matsuda D12/192
D813,127 S * 3/2018 Yamamoto D12/192
D813,769 S * 3/2018 Yaguchi D12/192
D819,533 S * 6/2018 Choi D12/192
D828,259 S * 9/2018 Takagi D12/192
10,131,229 B2 * 11/2018 Webb B60K 37/02
2003/0145649 A1 * 8/2003 Furuya G09F 19/12
73/114.01
2006/0174814 A1 * 8/2006 Harada B60K 35/00
116/62.1

(73) Assignee: **MAZDA MOTOR CORPORATION**, Hiroshima (JP)

(**) Term: **15 Years**

(21) Appl. No.: **29/634,667**

(22) Filed: **Jan. 24, 2018**

(51) **LOC (11) Cl.** **12-16**

(52) **U.S. Cl.**
USPC **D12/192**

(58) **Field of Classification Search**
CPC B60H 1/34; B60H 1/3407; B60H 1/3414; B60H 1/3421; B60H 1/3428; B60H 1/3435; B60H 1/3442; B60H 1/345; B60H 1/3457; B60H 2001/3464; B60H 2001/3471; B60H 2001/3478; B60H 2001/3485

See application file for complete search history.

(56) **References Cited**

U.S. PATENT DOCUMENTS

D360,151 S * 7/1995 Kim D10/75
D529,832 S * 10/2006 Ichihara D10/102
D554,015 S * 10/2007 Shimizugami D10/102
D808,874 S * 1/2018 Gao D12/192

OTHER PUBLICATIONS

Mazda 6; press conference of Los Angeles Auto Show; Nov. 29, 2017.

* cited by examiner

Primary Examiner — Katrina A Betton

(74) *Attorney, Agent, or Firm* — Studebaker & Brackett PC

(57) **CLAIM**

The ornamental design for a meter for motor vehicle, as shown and described.

DESCRIPTION

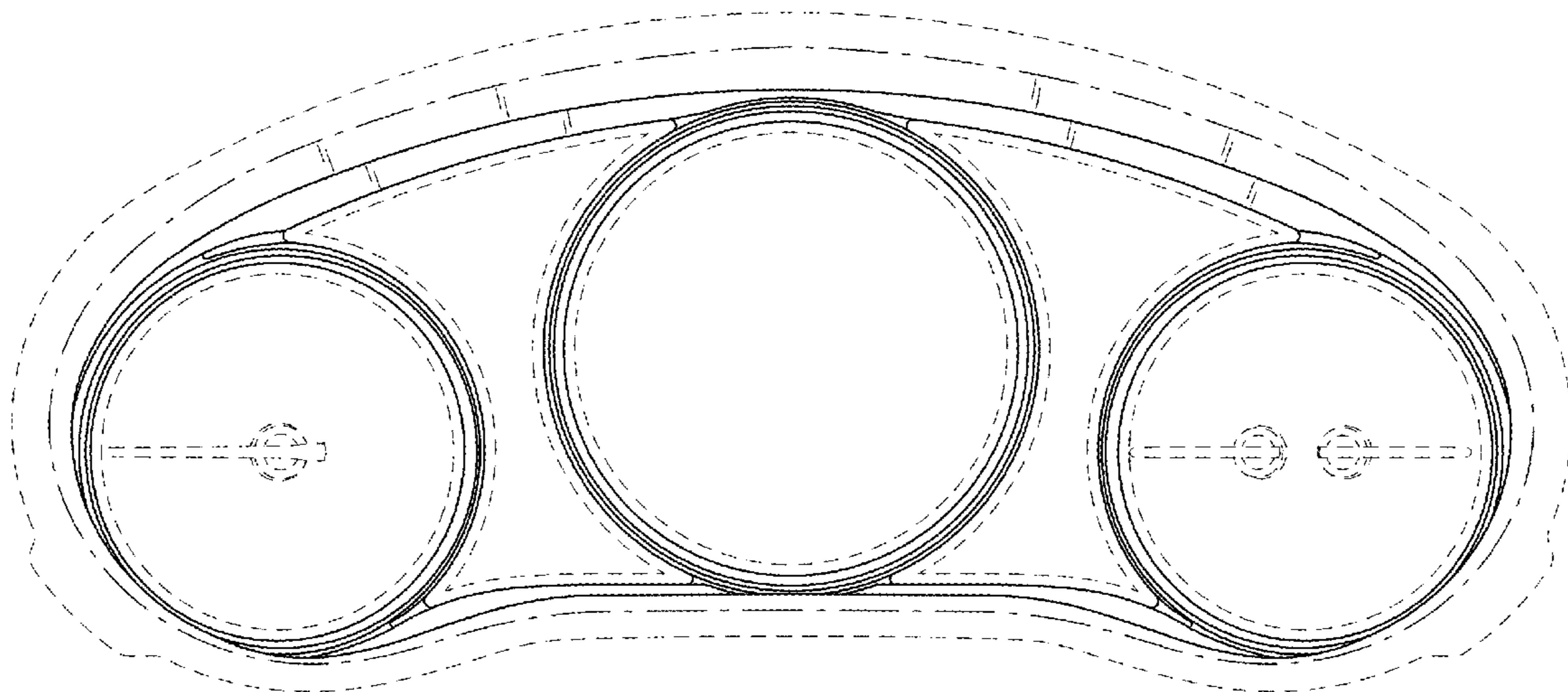
FIG. 1 is a perspective view of a meter for motor vehicle; and,

FIG. 2 is a front view thereof.

The broken lines depict portions of the meter for motor vehicle in which the design is embodied that are not considered part of the claimed design.

The dashed lines show a boundary between the claimed design and unclaimed portions.

1 Claim, 2 Drawing Sheets



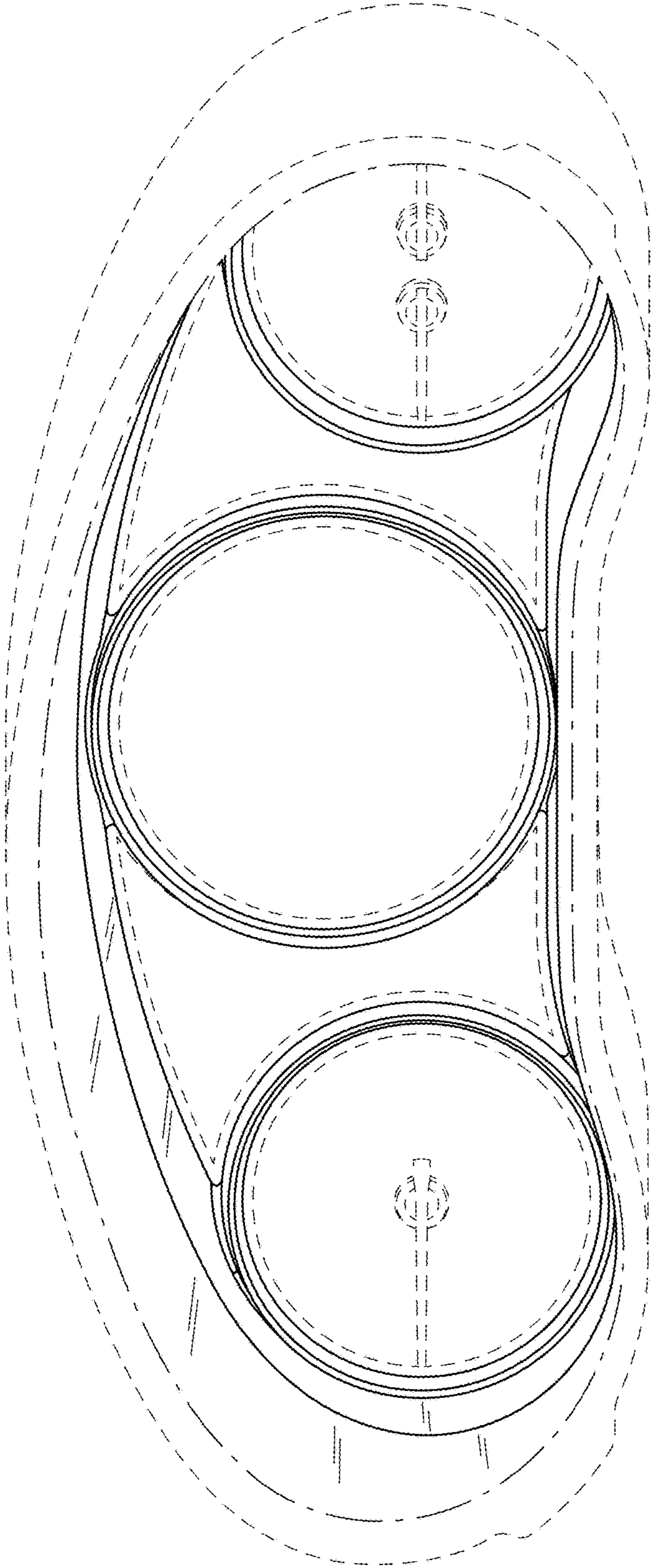


FIG.1

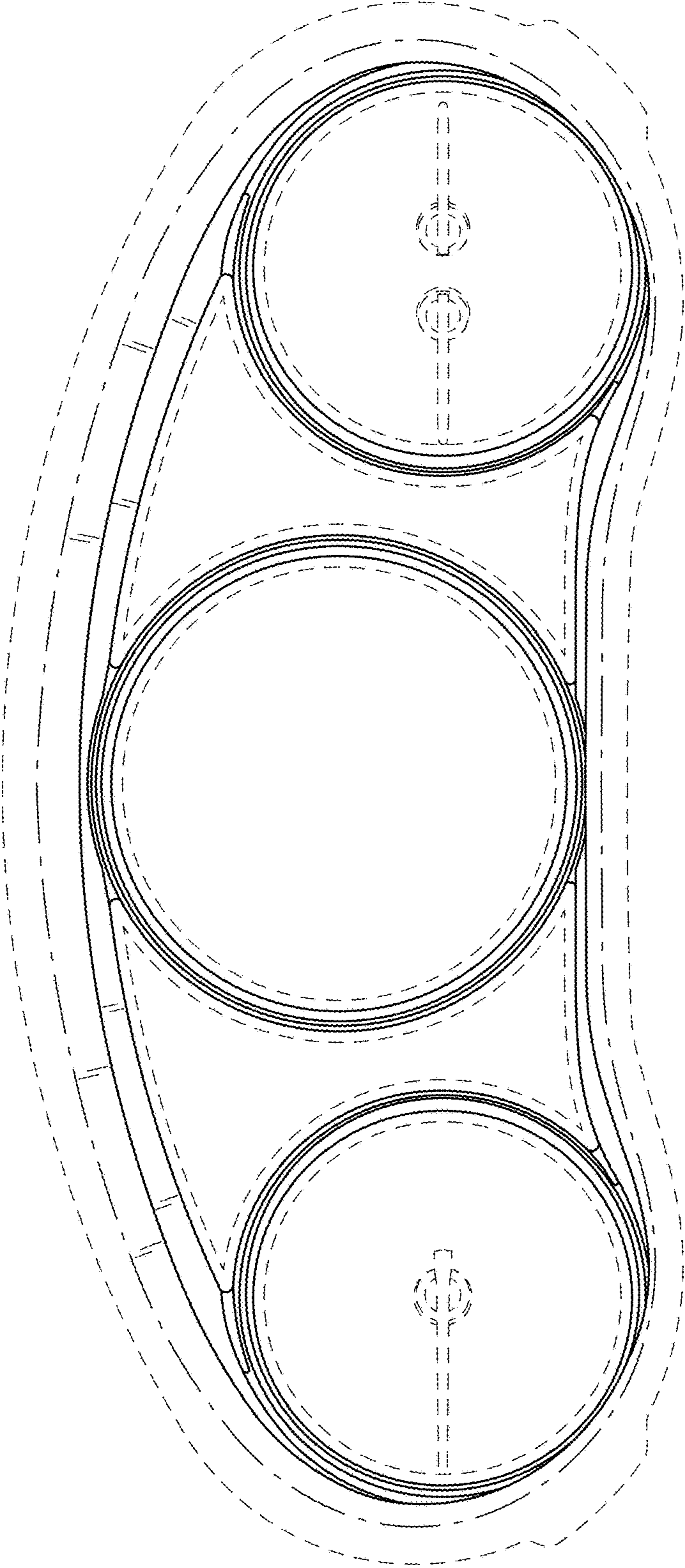


FIG.2