



US00D848905S

(12) **United States Design Patent**  
**Jiang**

(10) **Patent No.:** **US D848,905 S**

(45) **Date of Patent:** **\*\* May 21, 2019**

(54) **ELECTRIC MOTORCYCLE**

(71) Applicant: **Sixing Jiang**, Taizhou (CN)

(72) Inventor: **Sixing Jiang**, Taizhou (CN)

(\*\*) Term: **15 Years**

(21) Appl. No.: **29/600,867**

(22) Filed: **Apr. 17, 2017**

(30) **Foreign Application Priority Data**

Oct. 15, 2016 (CN) ..... 2016 3 0505012

(51) **LOC (11) Cl.** ..... **12-02**

(52) **U.S. Cl.**  
USPC ..... **D12/128**

(58) **Field of Classification Search**  
USPC ..... D12/128-133  
CPC ..... A61G 5/04; A61G 5/041-5/047; A61G  
2005/048

See application file for complete search history.

(56) **References Cited**

**U.S. PATENT DOCUMENTS**

D401,190 S \* 11/1998 Krause ..... D12/128  
D454,814 S \* 3/2002 Ou ..... D12/128  
D526,938 S \* 8/2006 Nagel ..... D12/128

D530,650 S \* 10/2006 Azuma ..... D12/131  
D556,647 S \* 12/2007 Yamagishi ..... D12/131  
D561,651 S \* 2/2008 Yamagishi ..... D12/131  
D576,920 S \* 9/2008 Yang ..... D12/107  
D578,935 S \* 10/2008 Yang ..... D12/107  
D590,751 S \* 4/2009 Yang ..... D12/128  
D608,255 S \* 1/2010 Arnell ..... D12/132  
D786,740 S \* 5/2017 Abe ..... D12/128

\* cited by examiner

*Primary Examiner* — Charles D Hanson

(74) *Attorney, Agent, or Firm* — Locke Lord LLP; Tim Tingkang Xia, Esq.


(57) **CLAIM**

The ornamental design for an electric motorcycle, as shown and described.

**DESCRIPTION**

FIG. 1 is a perspective view of an electric motorcycle according to our new design;  
FIG. 2 is a front elevation view thereof;  
FIG. 3 is a rear elevation view thereof;  
FIG. 4 is a left side elevation view thereof;  
FIG. 5 is a right side elevation view thereof;  
FIG. 6 is a top plan view thereof; and,  
FIG. 7 is a bottom plan view thereof.  
The broken lines illustrating portions of the electric motorcycle and/or environmental structures of the electric motorcycle form no part of the claimed design.

**1 Claim, 7 Drawing Sheets**






FIG. 1

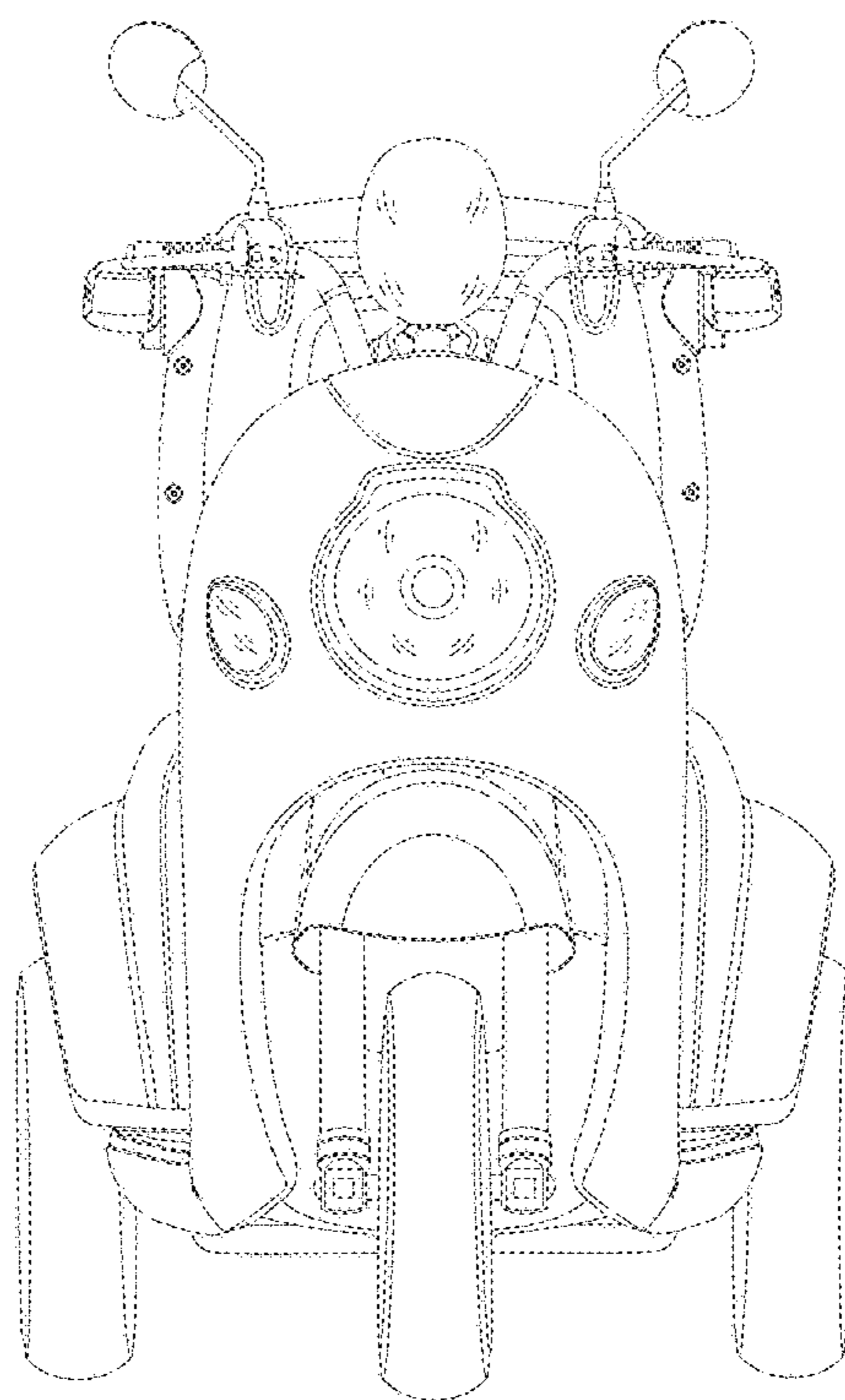


FIG. 2

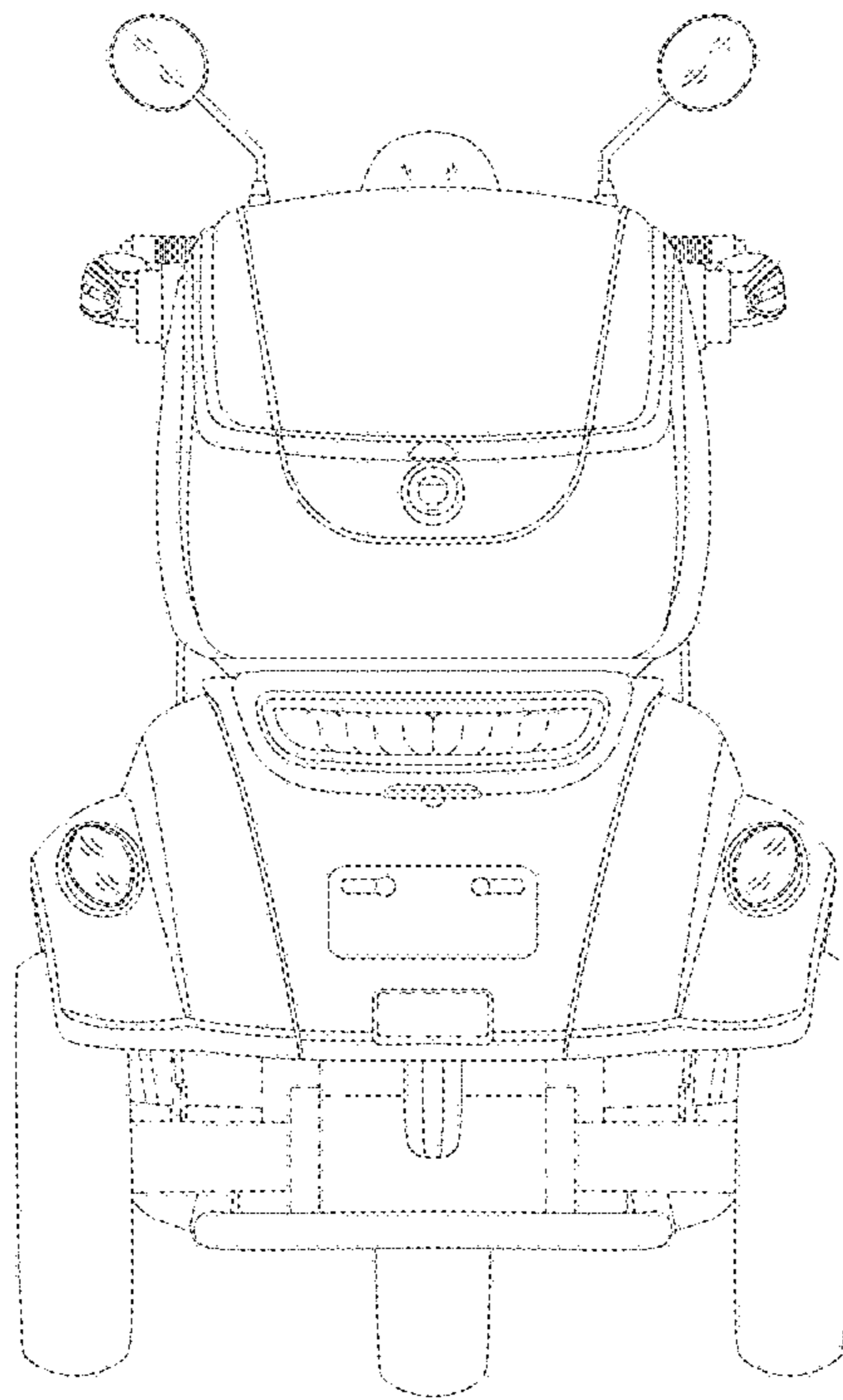


FIG. 3

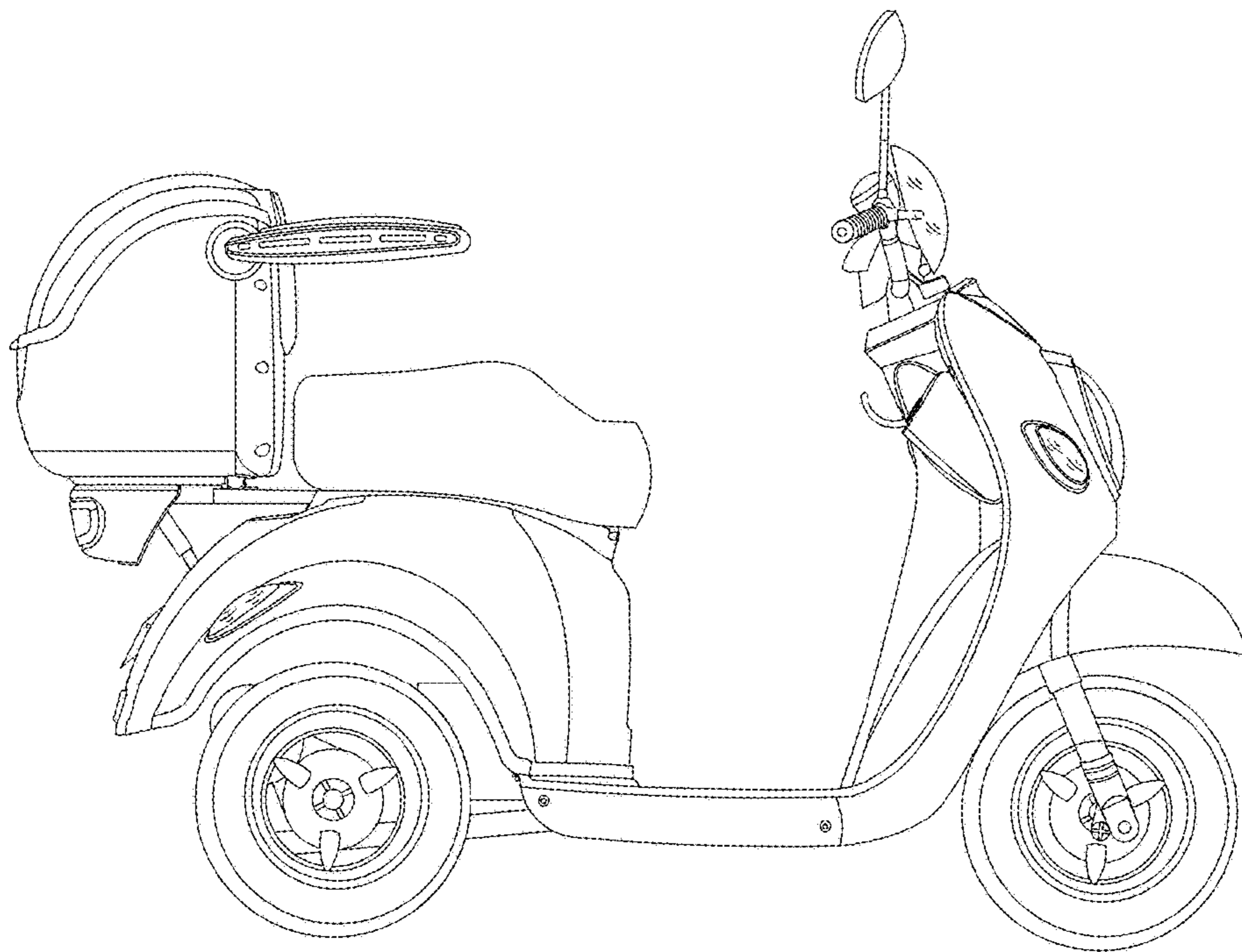


FIG. 4






FIG. 5

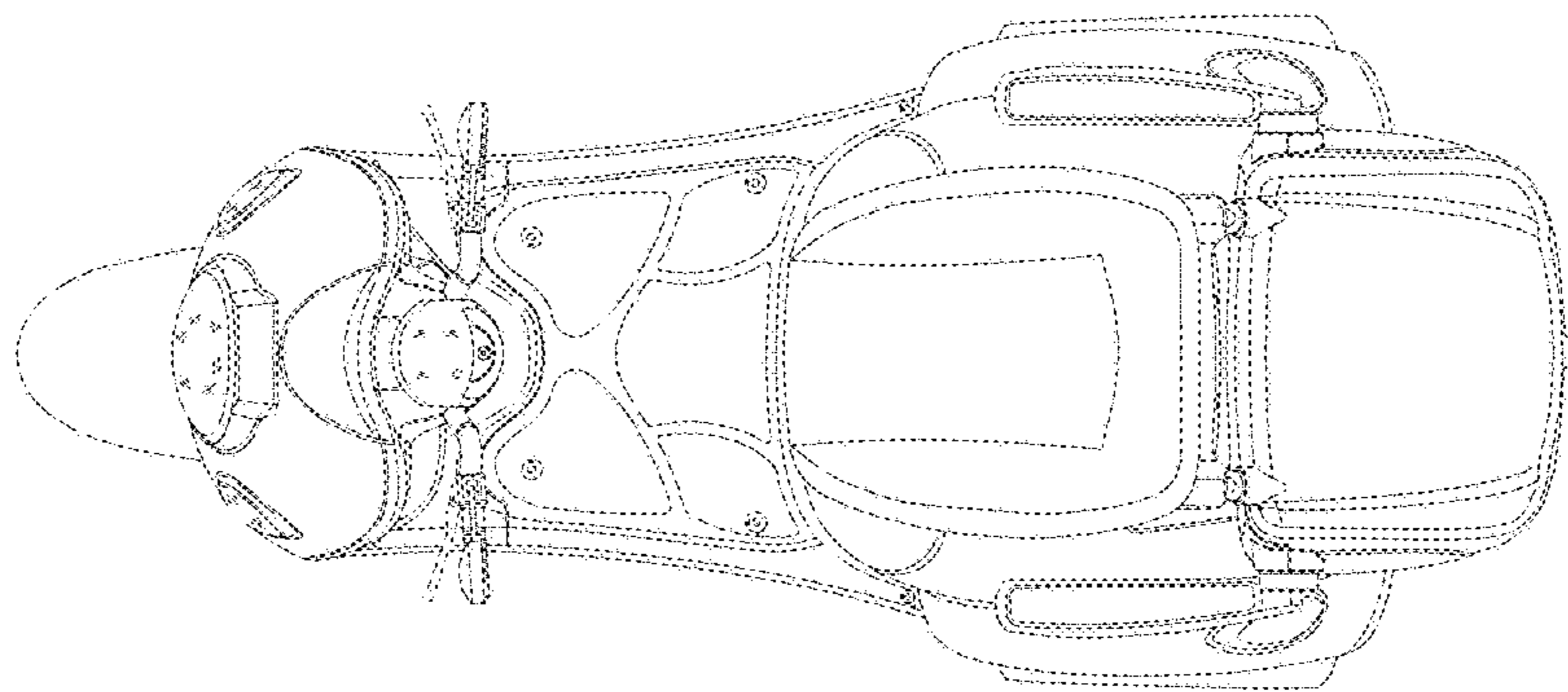


FIG. 6

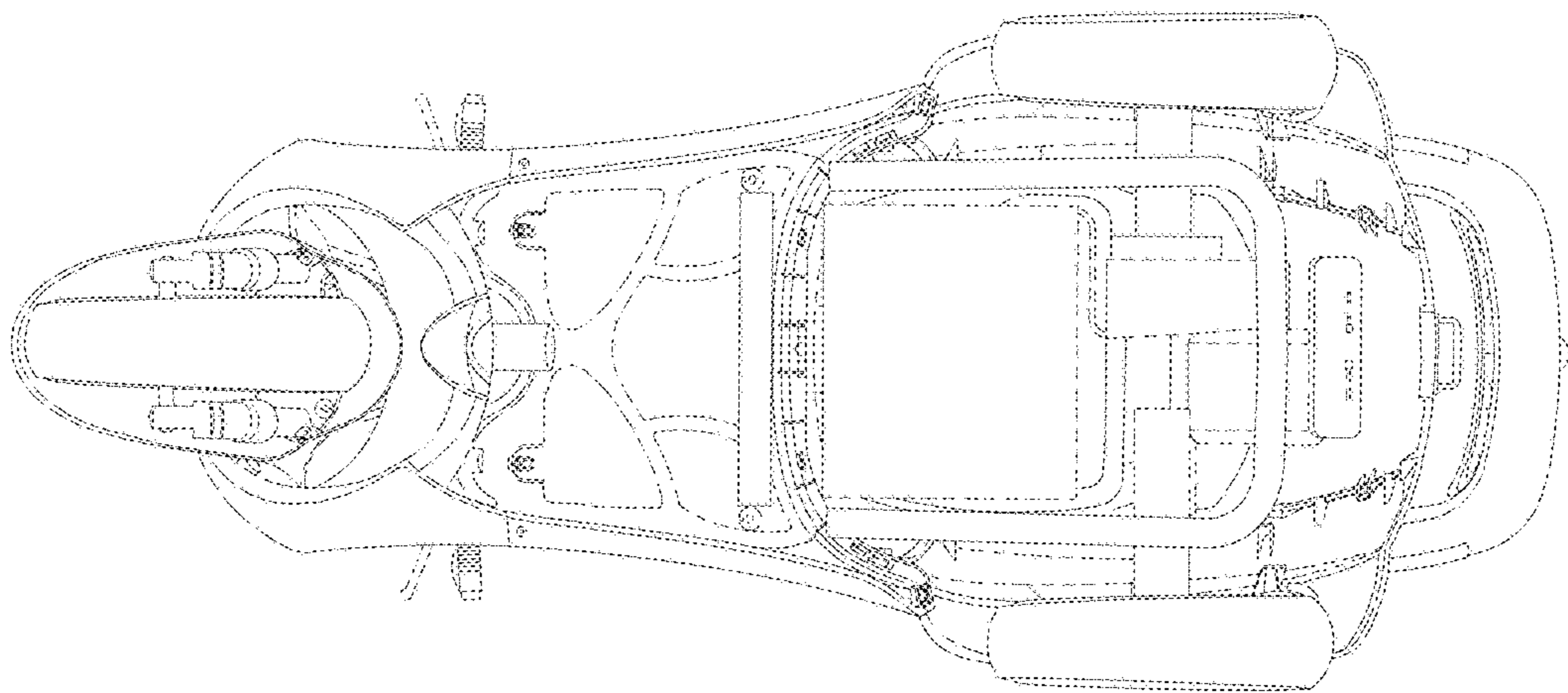


FIG. 7