



US00D848899S

(12) **United States Design Patent**
Chang

(10) **Patent No.:** **US D848,899 S**

(45) **Date of Patent:** **** May 21, 2019**

(54) **BELT BUCKLE**

(71) Applicant: **Teng-Yao Chang**, Taichung (TW)

(72) Inventor: **Teng-Yao Chang**, Taichung (TW)

(**) Term: **15 Years**

(21) Appl. No.: **29/619,991**

(22) Filed: **Oct. 3, 2017**

(51) **LOC (11) Cl.** **03-01**

(52) **U.S. Cl.**

USPC **D11/210**

(58) **Field of Classification Search**

USPC D11/1-2, 200-201, 206-210, 214-218;
24/163 R, 169-171, 173, 177-179, 191,
24/194-195, 197, 200, 614-616, 625,
24/198, 578.11, 578.1, 163 K, 114;
D2/853, 624

CPC A44B 11/26; A44B 11/25; A44B 11/06;
A44B 11/266; A44B 11/04; A44B 11/01;
A44B 11/001; A44B 11/10

See application file for complete search history.

(56) **References Cited**

U.S. PATENT DOCUMENTS

- 2,293,562 A * 8/1942 Rosenthal A44B 11/04
24/200
- D157,386 S * 2/1950 Lombardi D11/218
- D445,723 S * 7/2001 Kim D11/218
- D491,101 S * 6/2004 Hsu D11/210

- D511,122 S * 11/2005 Hum D11/210
- D666,942 S * 9/2012 Iannello D11/210
- D671,447 S * 11/2012 Nerison, Sr. D11/210
- D704,594 S * 5/2014 Cherin D11/210
- D744,373 S * 12/2015 Badgett D11/210
- D744,897 S * 12/2015 Badgett D11/210
- D784,191 S * 4/2017 Quigley D11/210
- D815,982 S * 4/2018 Chang D11/218
- D818,391 S * 5/2018 Chang D11/208
- D824,800 S * 8/2018 Blume D11/200
- D829,128 S * 9/2018 Webb D11/200

* cited by examiner

Primary Examiner — Brandon M Rosati

(74) *Attorney, Agent, or Firm* — Lynette Wylie; Apex
Juris, PLLC.

(57) **CLAIM**

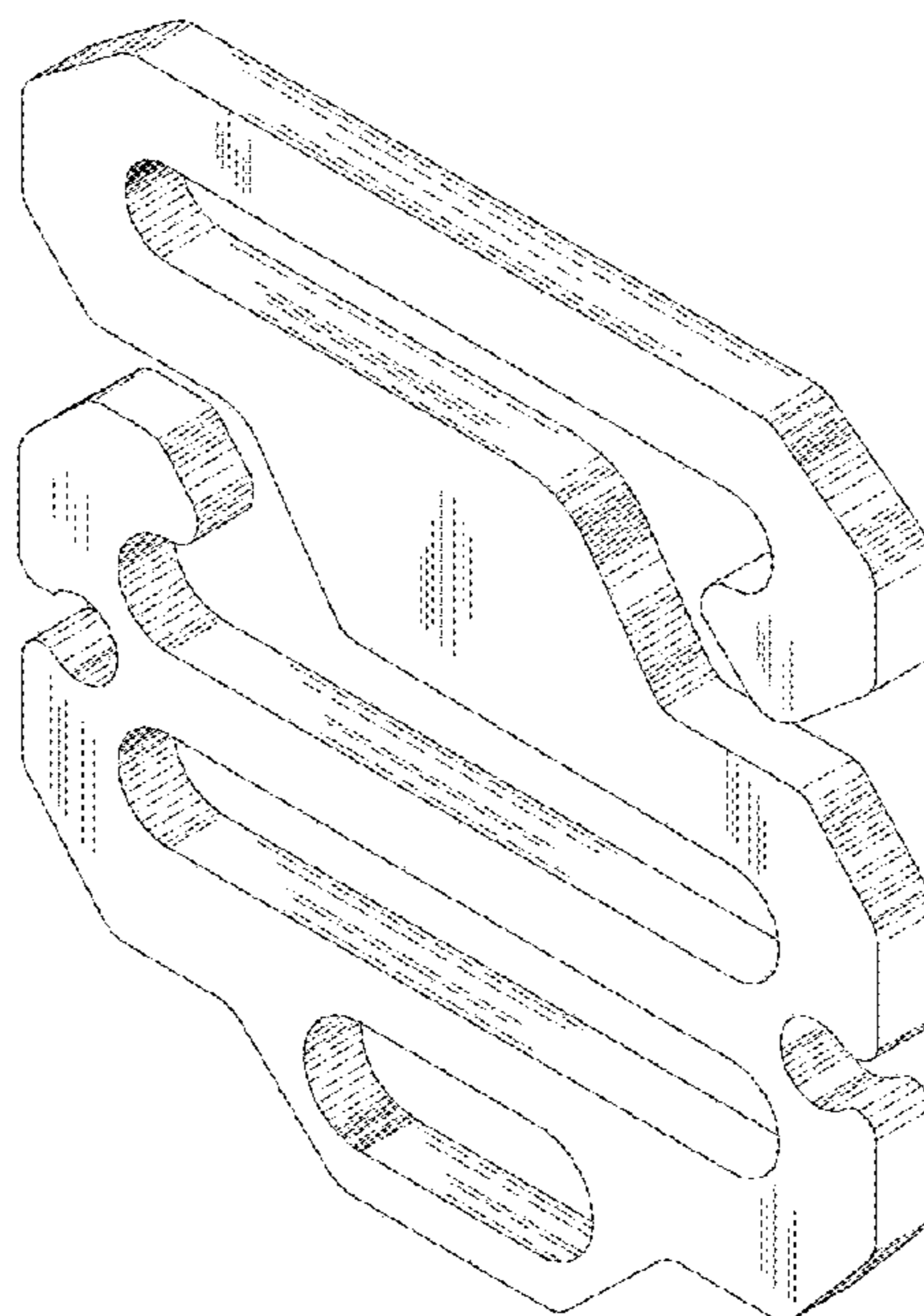
The ornamental design for a belt buckle, as shown and
described.

DESCRIPTION

FIG. 1 is a perspective view of the belt buckle;
FIG. 2 is a front view of the belt buckle;
FIG. 3 is a rear view of the belt buckle;
FIG. 4 is a bottom view of the belt buckle;
FIG. 5 is a top view of the belt buckle;
FIG. 6 is a right side view of the belt buckle; and,
FIG. 7 is a left side view of the belt buckle.

The shading lines within the outer periphery lines of the
illustrated belt buckle designate its surface area only and no
further embellishment or design element.

1 Claim, 5 Drawing Sheets



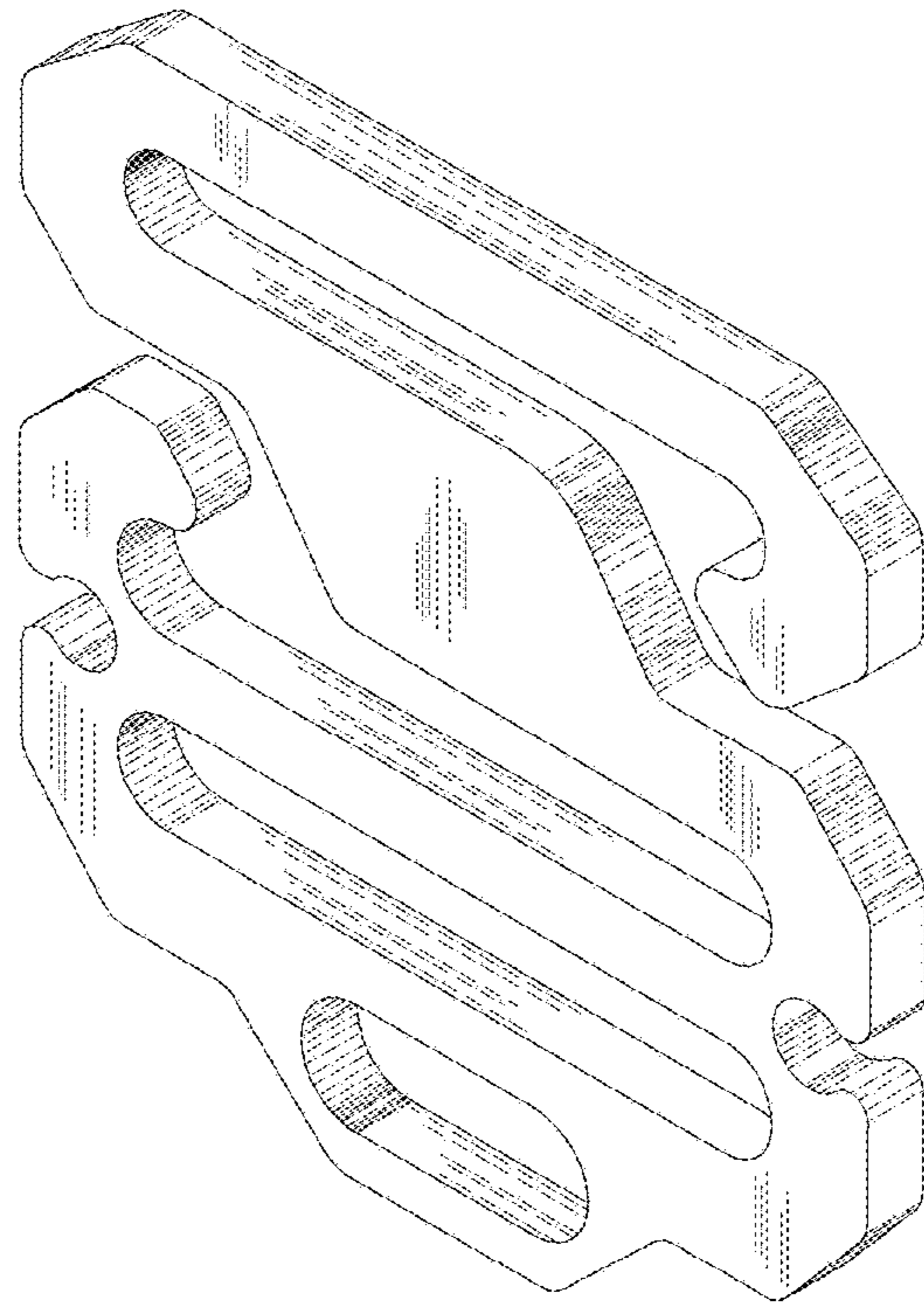


FIG. 1

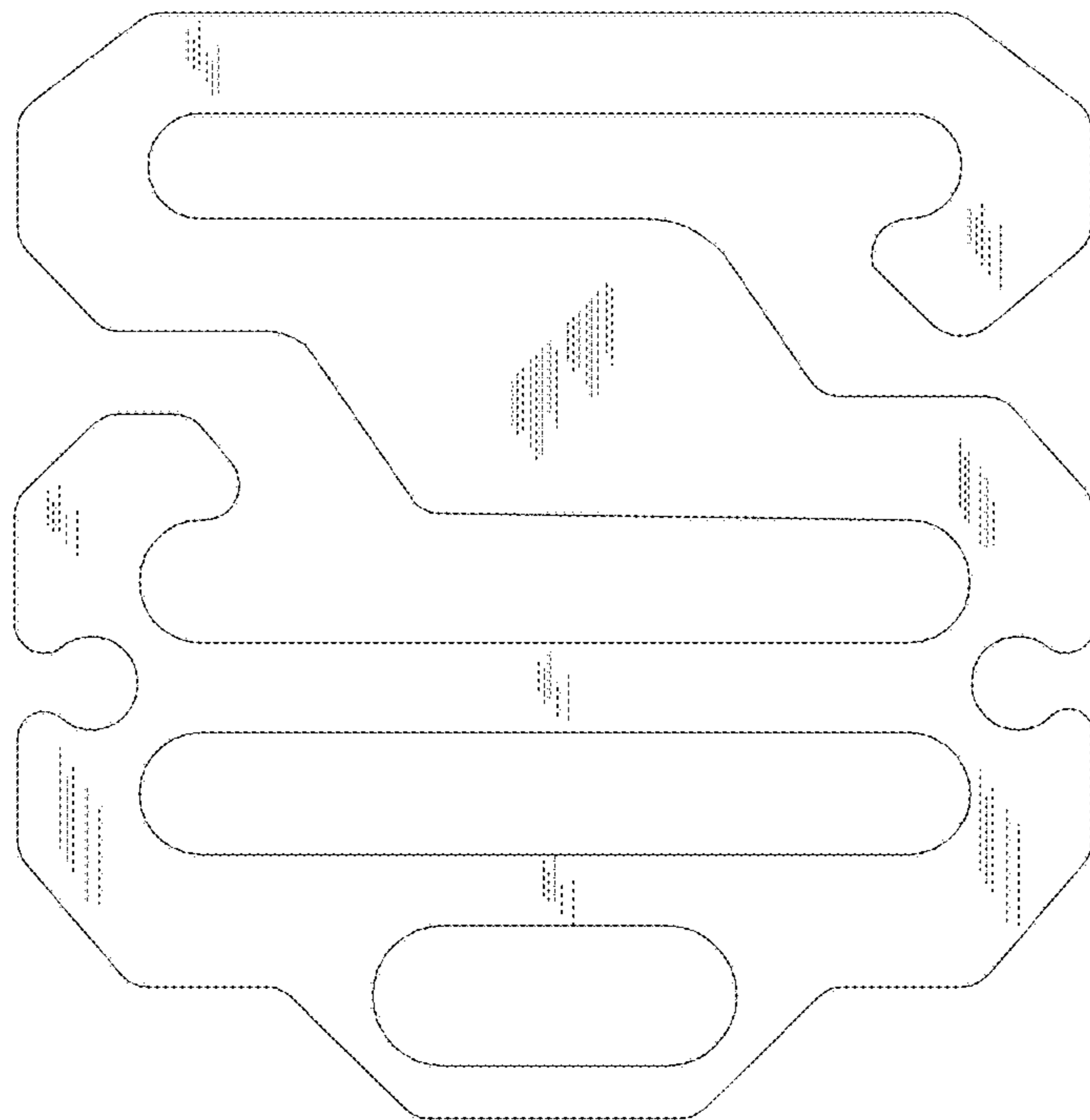


FIG. 2

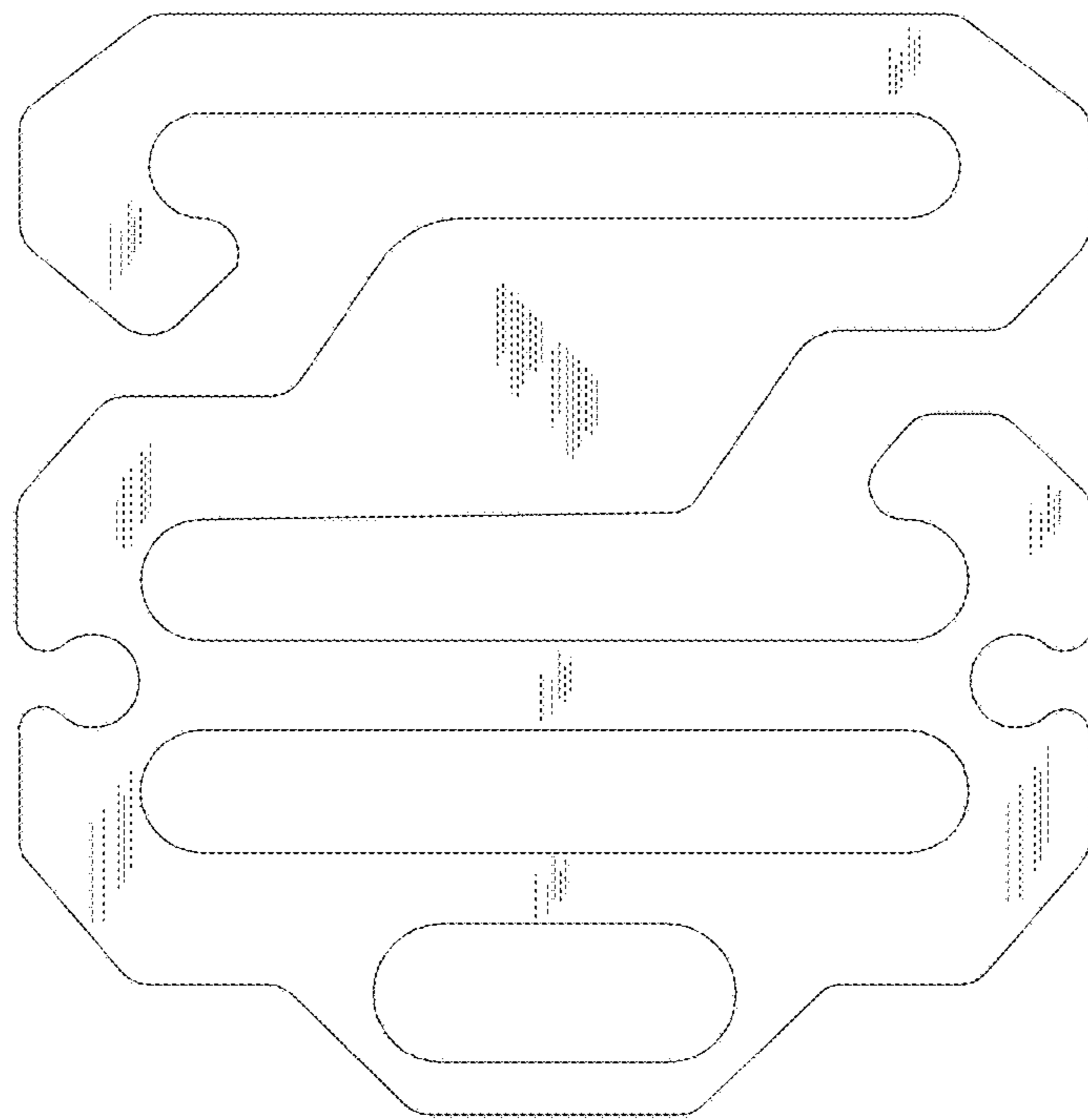


FIG. 3




FIG. 4




FIG. 5

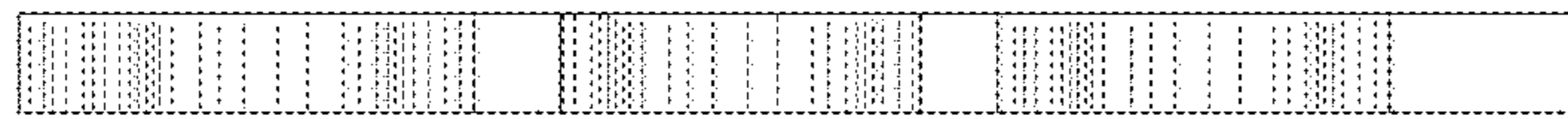


FIG. 7




FIG. 6