



US00D848860S

(12) **United States Design Patent** (10) **Patent No.:** **US D848,860 S**
Sale et al. (45) **Date of Patent:** **** *May 21, 2019**

(54) **BAG HAVING DUAL TOP DRAWSTRING HANDLES AND A SINGLE BOTTOM DRAWSTRING HANDLE**

(71) Applicants: **Mark D. Sale**, Kailua Kona, HI (US);
Tara J. Saville, Kailua Kona, HI (US);
Jay B. Paulson, Waikoloa, HI (US)

(72) Inventors: **Mark D. Sale**, Kailua Kona, HI (US);
Tara J. Saville, Kailua Kona, HI (US);
Jay B. Paulson, Waikoloa, HI (US)

(*) Notice: This patent is subject to a terminal disclaimer.

(**) Term: **15 Years**

(21) Appl. No.: **29/614,318**

(22) Filed: **Aug. 17, 2017**

(51) **LOC (11) Cl.** **09-05**

(52) **U.S. Cl.**
USPC **D9/706**

(58) **Field of Classification Search**
USPC D9/702-714, 719, 738-740, 517-518,
D9/522, 416, 435, 444, 460, 455, 414,
D9/499, 431-432; D7/560-562;
206/434, 426-427, 429-430, 485, 485.1,
206/499, 508, 431, 418-422, 588-594;
229/117.3, 185, 121, 122, 200, 207, 236,
229/87.01; 220/23.83; 150/100-118;
294/137, 152; 383/6, 10, 14, 20, 40, 33,
383/104-105, 117, 108, 120, 93, 121.1,
383/127; 428/34.3
CPC B65D 33/00; B65D 33/06; B65D 33/065;
B65D 33/14; B65D 33/1683; B65D
33/12; B65D 31/00; B65D 31/04; B65D
31/10; A45C 3/04; A45C 3/10

See application file for complete search history.

(56) **References Cited**

U.S. PATENT DOCUMENTS

4,445,230 A * 4/1984 Spadaro B65D 33/1608
383/26
4,842,421 A * 6/1989 Bullard B65D 33/20
383/61.4
5,006,380 A * 4/1991 Fraser B32B 27/32
428/35.2
6,561,696 B1 * 5/2003 Rusnak B65D 33/28
383/75
D661,997 S * 6/2012 Wilcoxon D9/703
D671,424 S * 11/2012 Hoying D9/703
8,657,495 B2 * 2/2014 Maxwell B65F 1/002
383/53
8,790,009 B2 * 7/2014 Saville B65D 31/04
383/10

(Continued)

Primary Examiner — Abraham Bahta

(74) *Attorney, Agent, or Firm* — Sean D. Burdick

(57) **CLAIM**

The ornamental design for a bag having dual top drawstring handles and a single bottom drawstring handle, as shown and described.

DESCRIPTION

FIG. 1 is a front perspective view of a bag having dual top drawstring handles and a single bottom drawstring handle, showing our new design.

FIG. 2 is a front elevation view thereof.

FIG. 3 is a rear elevation view thereof.

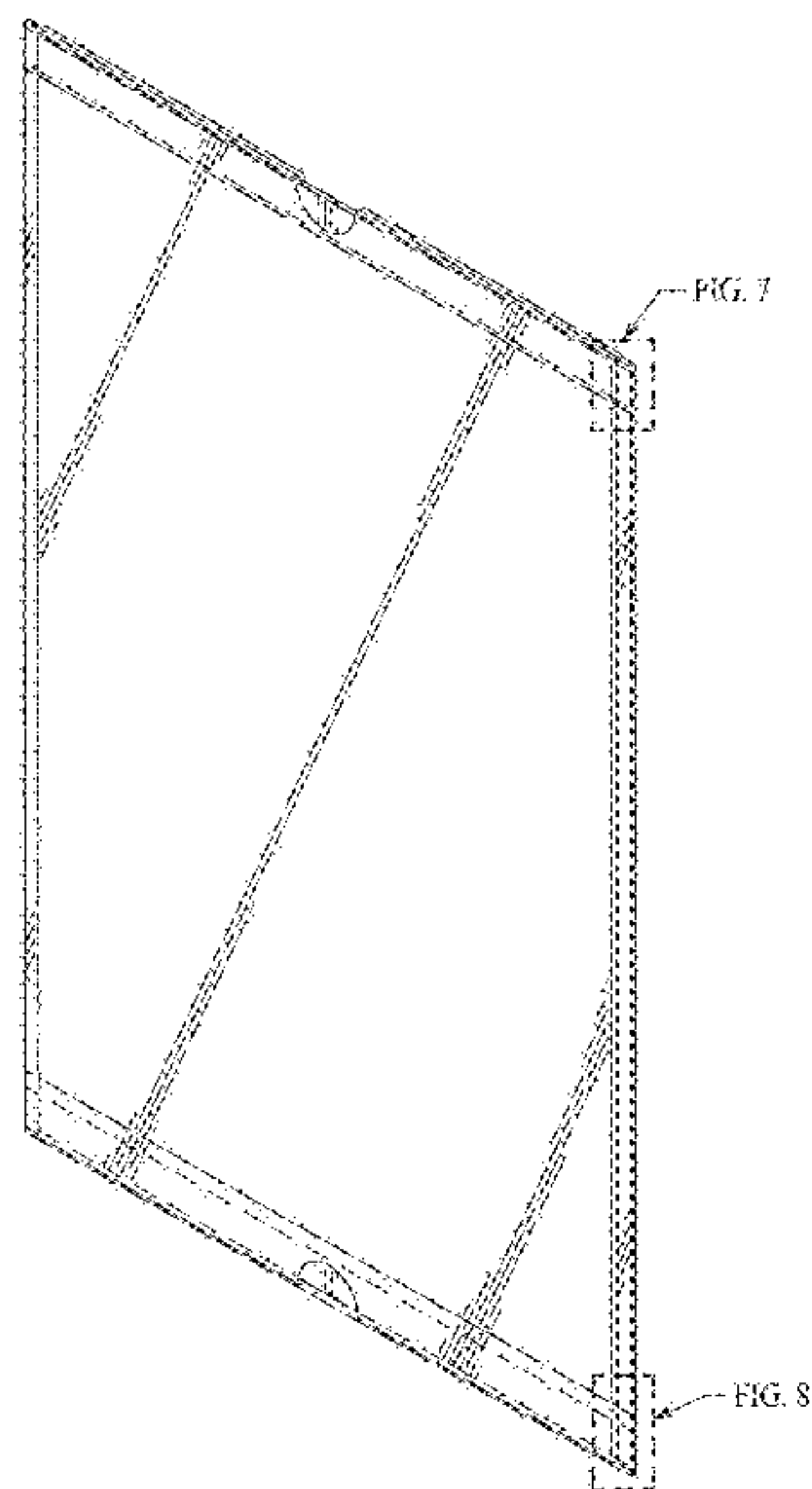
FIG. 4 is a right or left side view thereof.

FIG. 5 is a top view thereof.

FIG. 6 is a bottom view thereof.

FIG. 7 is a detail view of the top right corner of FIG. 1; and, FIG. 8 is a detail view of the lower right corner of FIG. 1. The rectangular broken line is included for the purpose of illustrating the detail of the top and lower corners of the bag and forms no part of the claimed design.

1 Claim, 4 Drawing Sheets



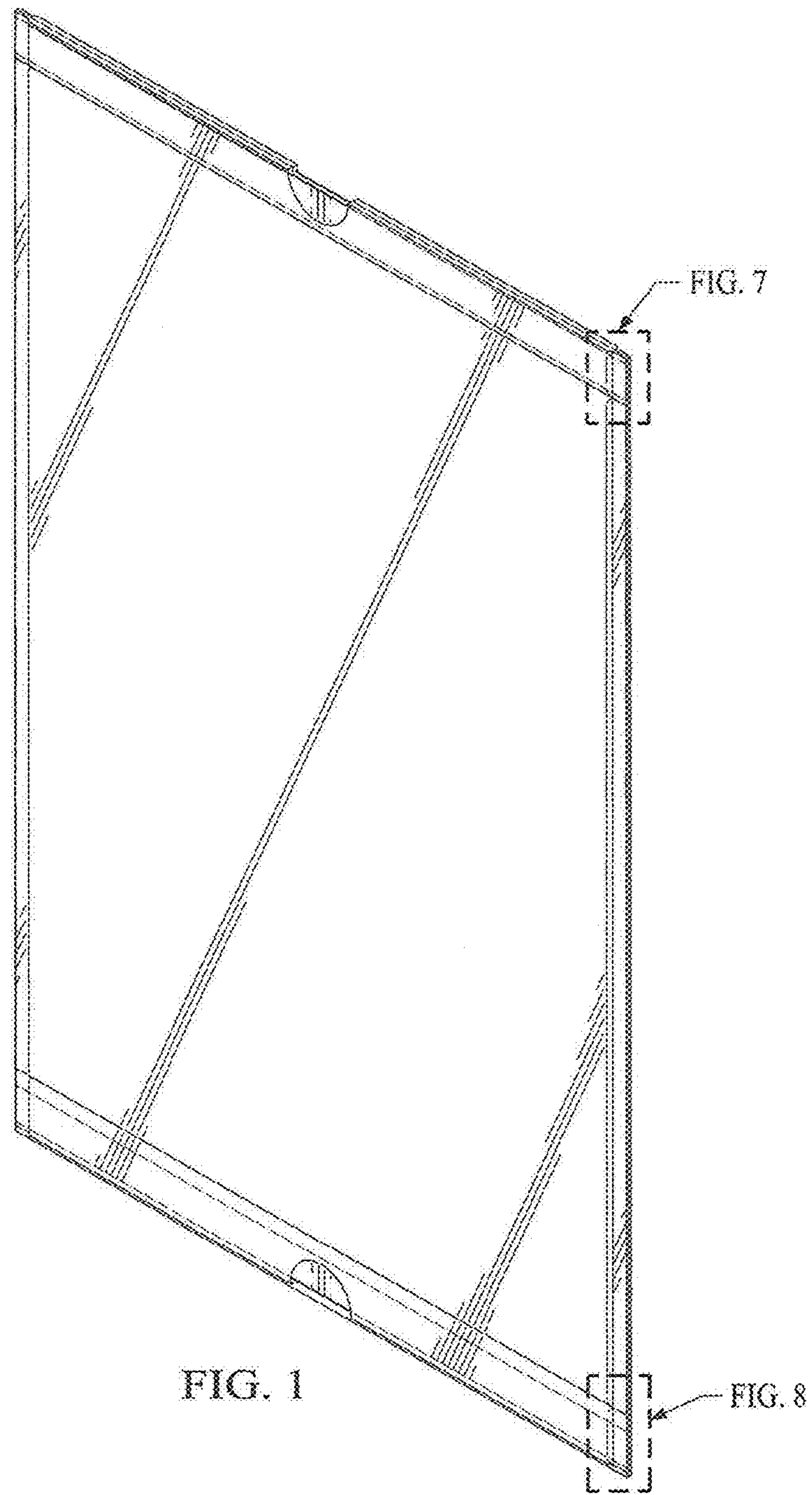
(56)

References Cited

U.S. PATENT DOCUMENTS

D727,747 S * 4/2015 Hoying D9/703
D806,559 S * 1/2018 Kent B65F 1/0006
D9/706

* cited by examiner






FIG. 2




FIG. 3




FIG. 5




FIG. 6

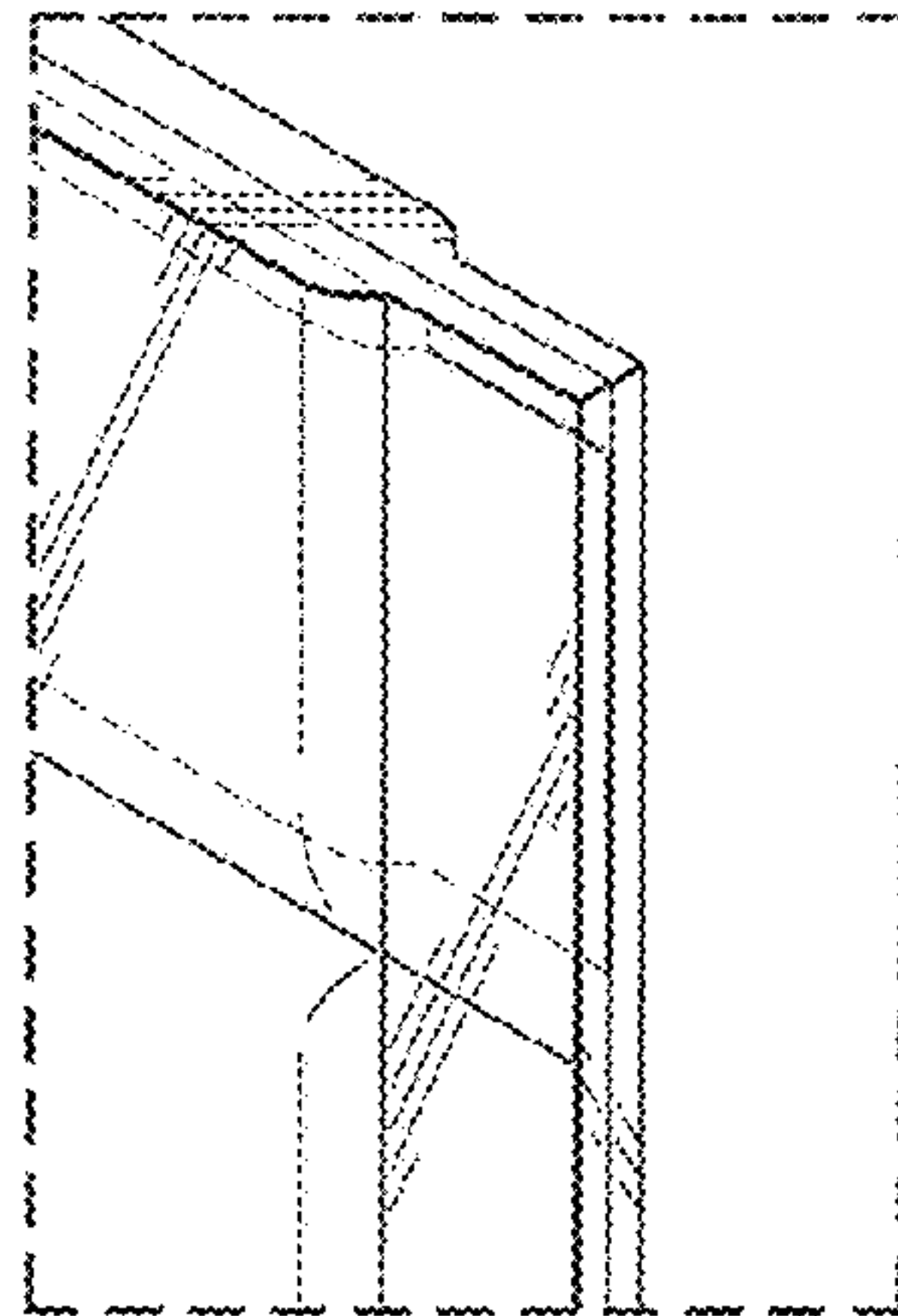


FIG. 7

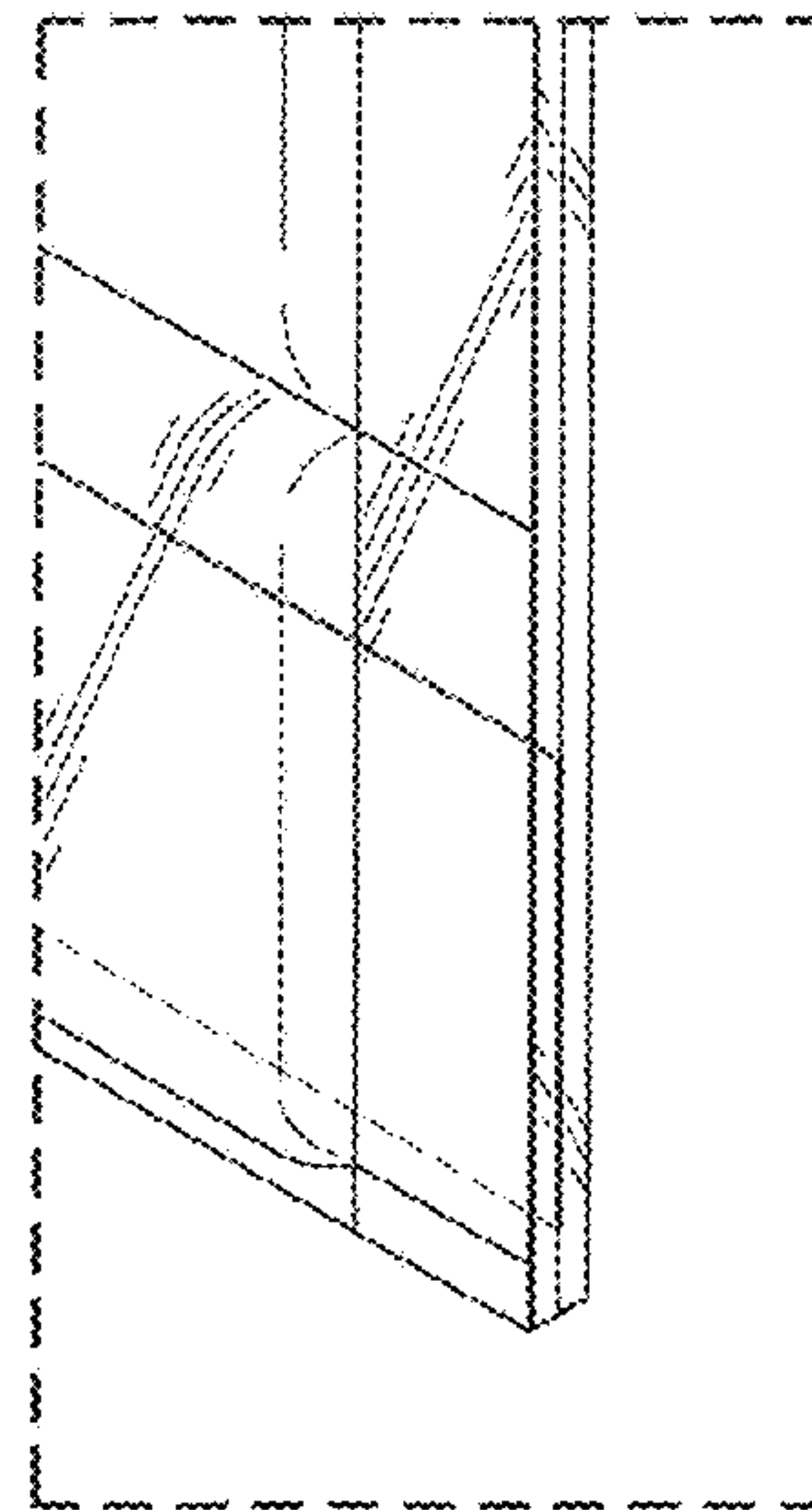


FIG. 8