



US00D848853S

(12) **United States Design Patent**
Simon et al.

(10) **Patent No.:** **US D848,853 S**

(45) **Date of Patent:** **** *May 21, 2019**

(54) **CONTAINER**

(71) Applicant: **Access Business Group International LLC**, Ada, MI (US)

(72) Inventors: **Adam Simon**, Cedar Springs, MI (US);
Sean T. Eurich, Portage, MI (US);
Zane Hoekstra, Kentwood, MI (US)

(73) Assignee: **Access Business Group International LLC**, Ada, MI (US)

(*) Notice: This patent is subject to a terminal disclaimer.

(**) Term: **15 Years**

(21) Appl. No.: **29/648,370**

(22) Filed: **May 21, 2018**

(51) **LOC (11) Cl.** **09-01**

(52) **U.S. Cl.**
USPC **D9/563**; D9/560

(58) **Field of Classification Search**
USPC D9/516, 520, 544, 546, 559, 560, 563,
D9/574, 715, 719; D7/300, 601, 602,
D7/619.1

CPC . B65D 1/00; B65D 1/02; B65D 1/023; B65D
1/0223; B65D 1/0276

See application file for complete search history.

(56) **References Cited**

U.S. PATENT DOCUMENTS

D361,938 S *	9/1995	Sawa	D9/560
D423,366 S *	4/2000	Gans	D9/541
D426,161 S *	6/2000	Hestehave	D9/520
D426,469 S *	6/2000	Mankowski	D9/541
D481,640 S *	11/2003	Biesecker	D9/560
D498,143 S *	11/2004	Rashid	D9/541
D523,755 S *	6/2006	Considine	D9/560
D527,647 S *	9/2006	Blank	D9/563

D534,804 S *	1/2007	Muehlhausen	D9/534
D535,566 S *	1/2007	Lin	D9/453
D541,174 S *	4/2007	Spellissy	D9/502
D548,607 S *	8/2007	Langbein	D9/454
D607,743 S *	1/2010	Eble	D9/559
D614,036 S *	4/2010	Gedanke	D9/520
D630,518 S *	1/2011	Biesecker	D9/547
D659,544 S *	5/2012	Labadie	D9/542
D664,440 S *	7/2012	Gonzalez Rodriguez	D9/544
D675,101 S *	1/2013	Wilson	D9/559
D742,242 S *	11/2015	McDaniel	D9/553
D760,088 S *	6/2016	Kaye	D9/516
D794,468 S *	8/2017	Ivie	D9/520
D796,964 S *	9/2017	Staab	D9/520
D798,161 S *	9/2017	Bayani	D9/563
D798,725 S *	10/2017	Stoiber	D9/560
2004/0104195 A1 *	6/2004	Yourist	B65D 1/0223 215/379

(Continued)

Primary Examiner — Ian Simmons

Assistant Examiner — Keith Frank

(74) *Attorney, Agent, or Firm* — Alticor Inc.

(57) **CLAIM**

The ornamental design for a container, as shown and described.

DESCRIPTION

FIG. 1 is a perspective view of the container embodying the new design;

FIG. 2 is a front view thereof;

FIG. 3 is a rear view thereof;

FIG. 4 is a left side view thereof;

FIG. 5 is a right side view thereof;

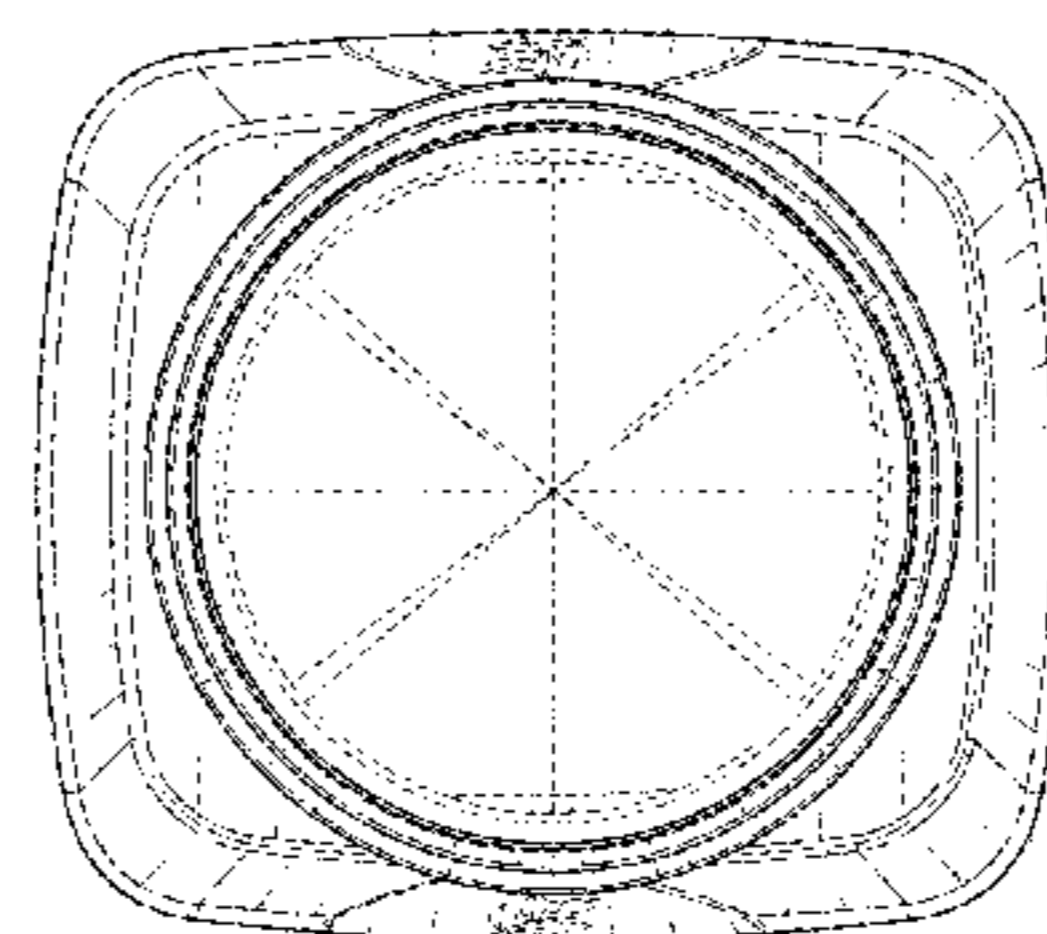
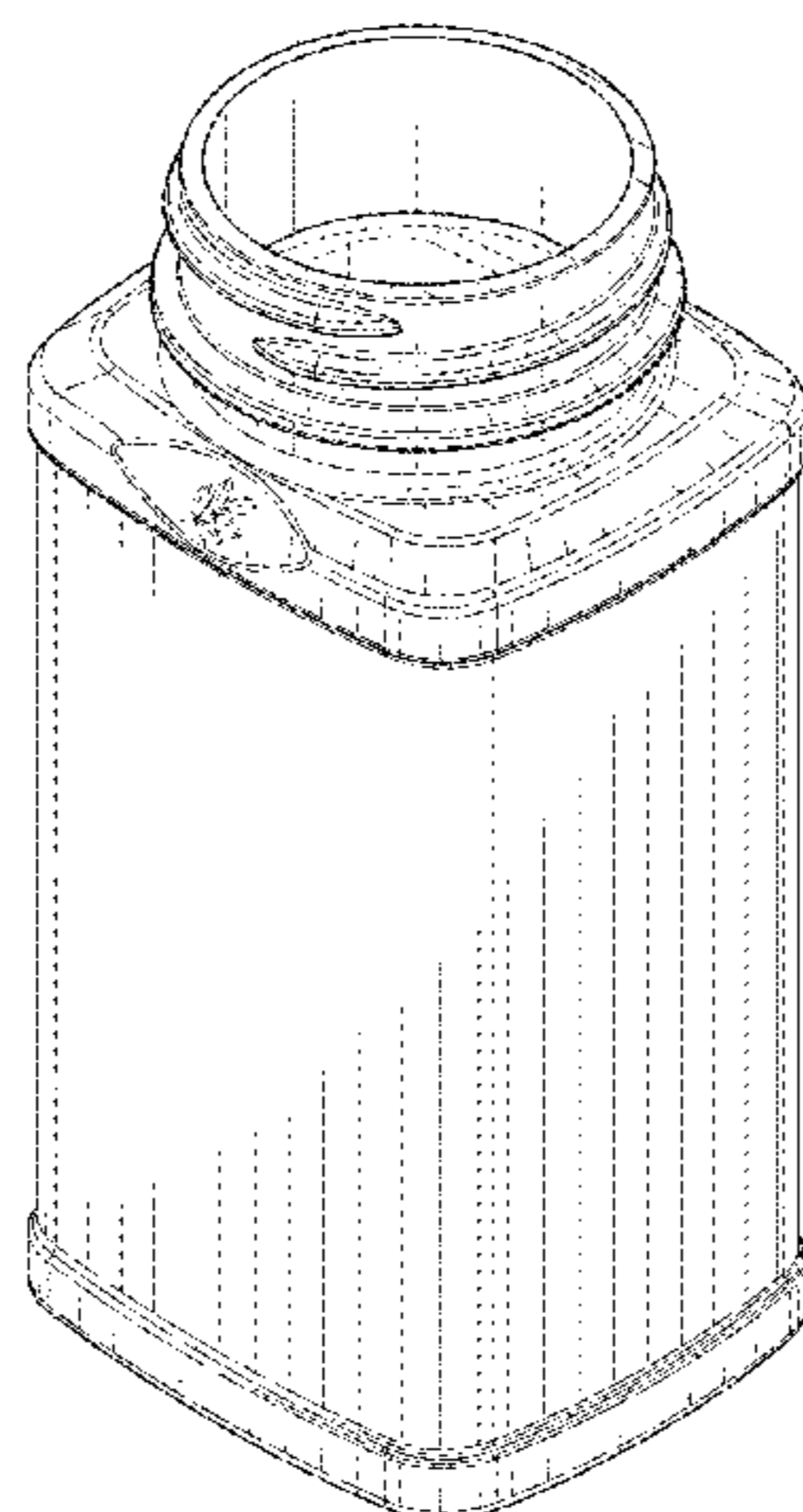
FIG. 6 is a top view thereof; and,

FIG. 7 is a bottom view thereof.

FIGS. 1-7 show portions of the container in phantom lines.

The broken lines in the drawings showing the container illustrate the portions of the container that form no part of the claimed design.

1 Claim, 6 Drawing Sheets



(56)

References Cited

U.S. PATENT DOCUMENTS

2006/0175284 A1* 8/2006 Noll B65D 1/0261
215/382

* cited by examiner

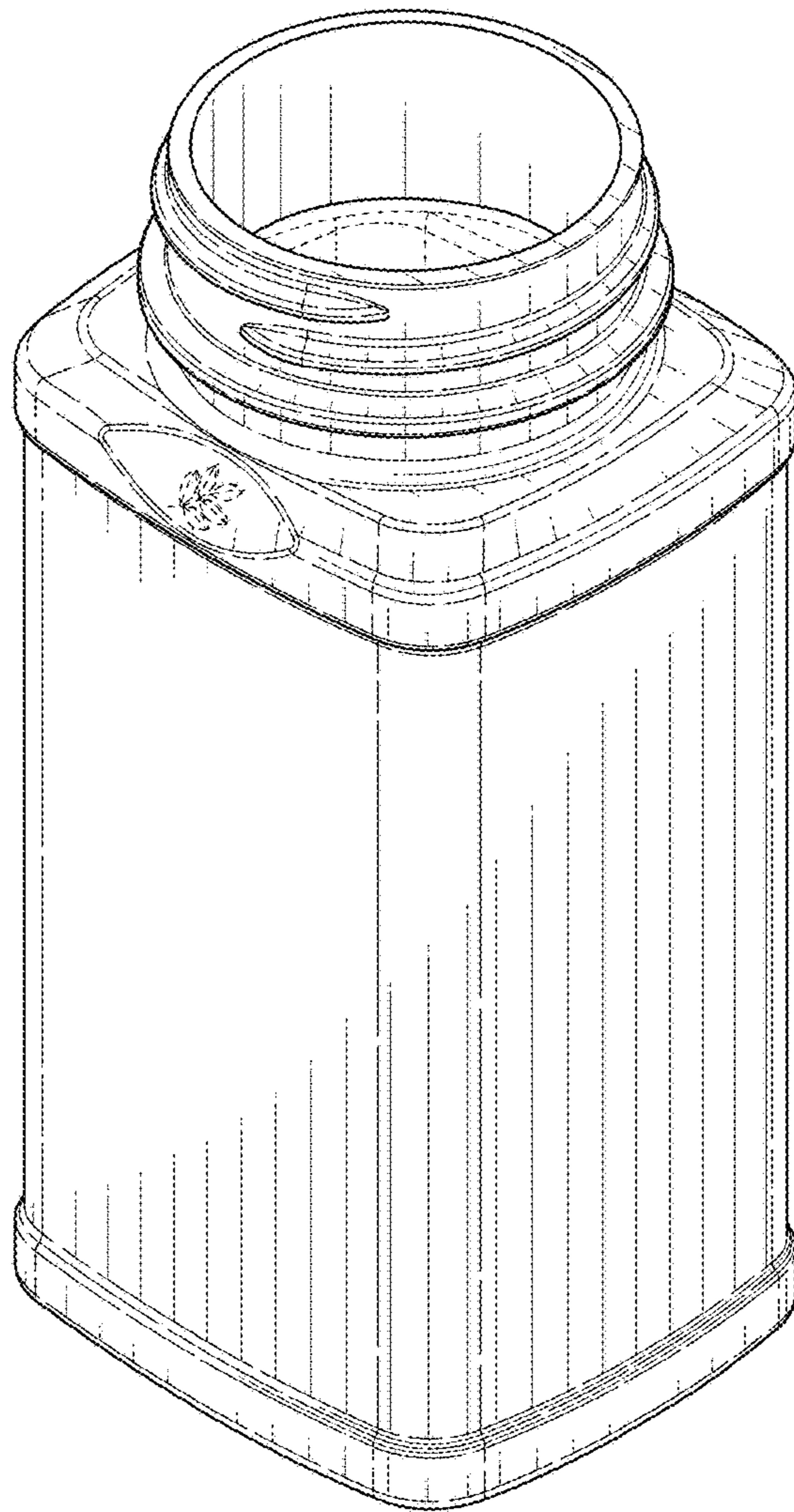


FIG. 1




FIG. 2

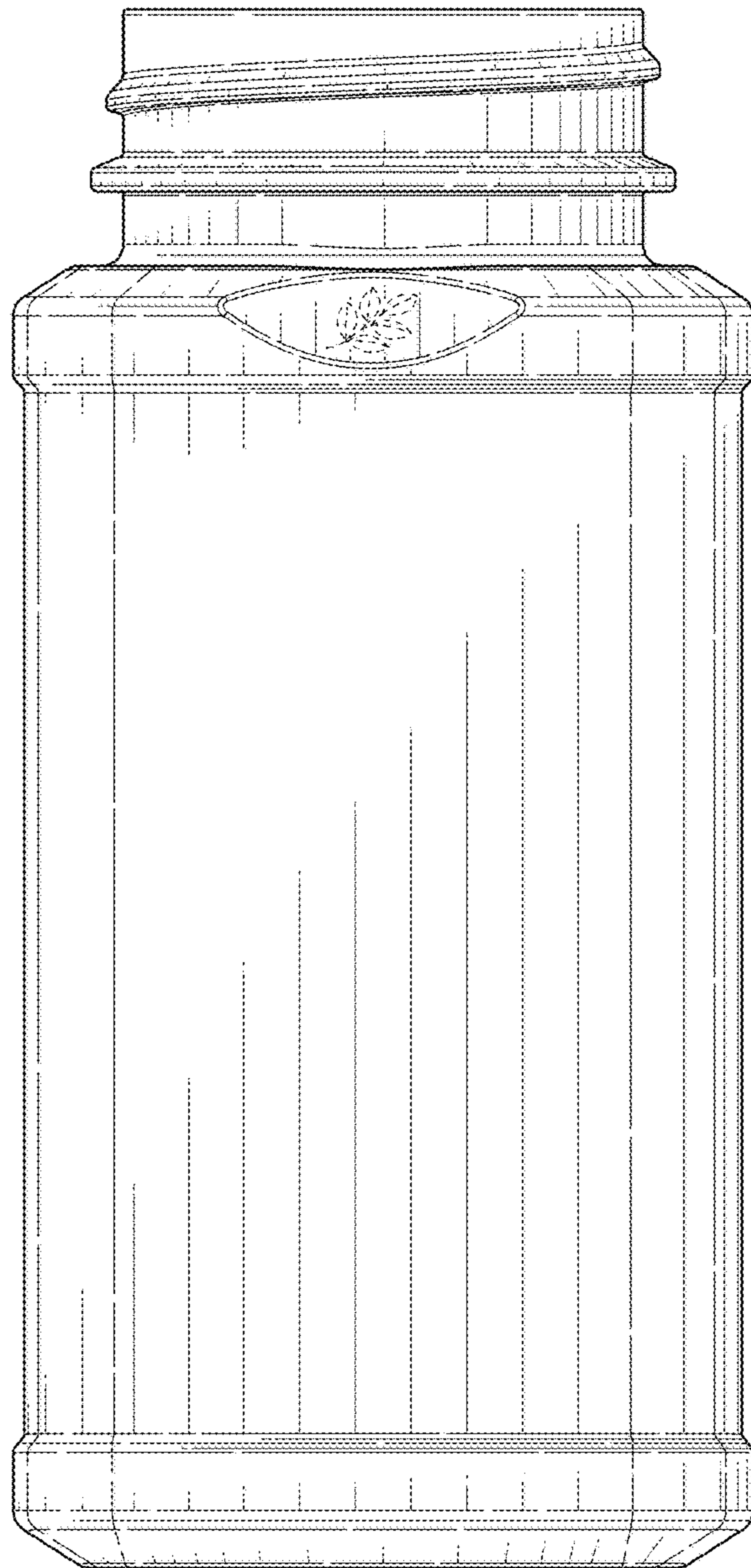


FIG. 3




FIG. 4

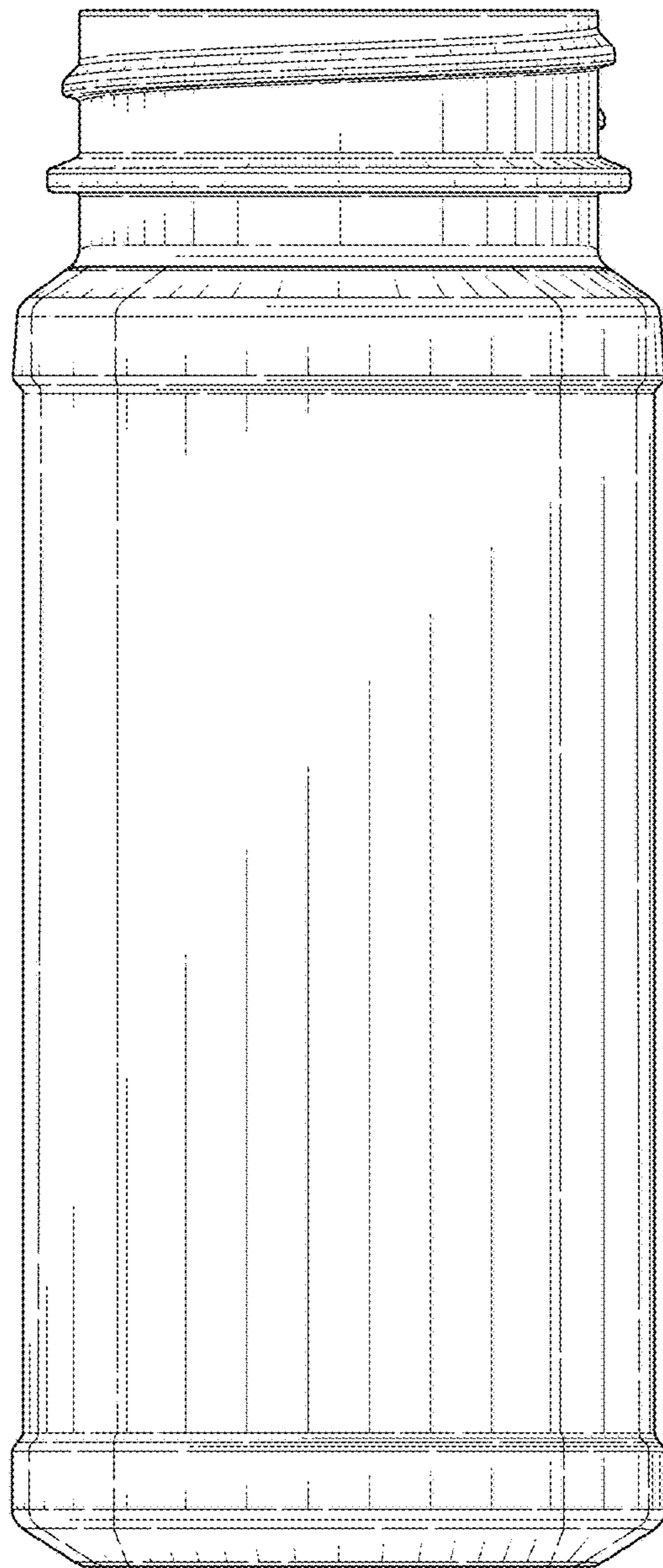


FIG. 5

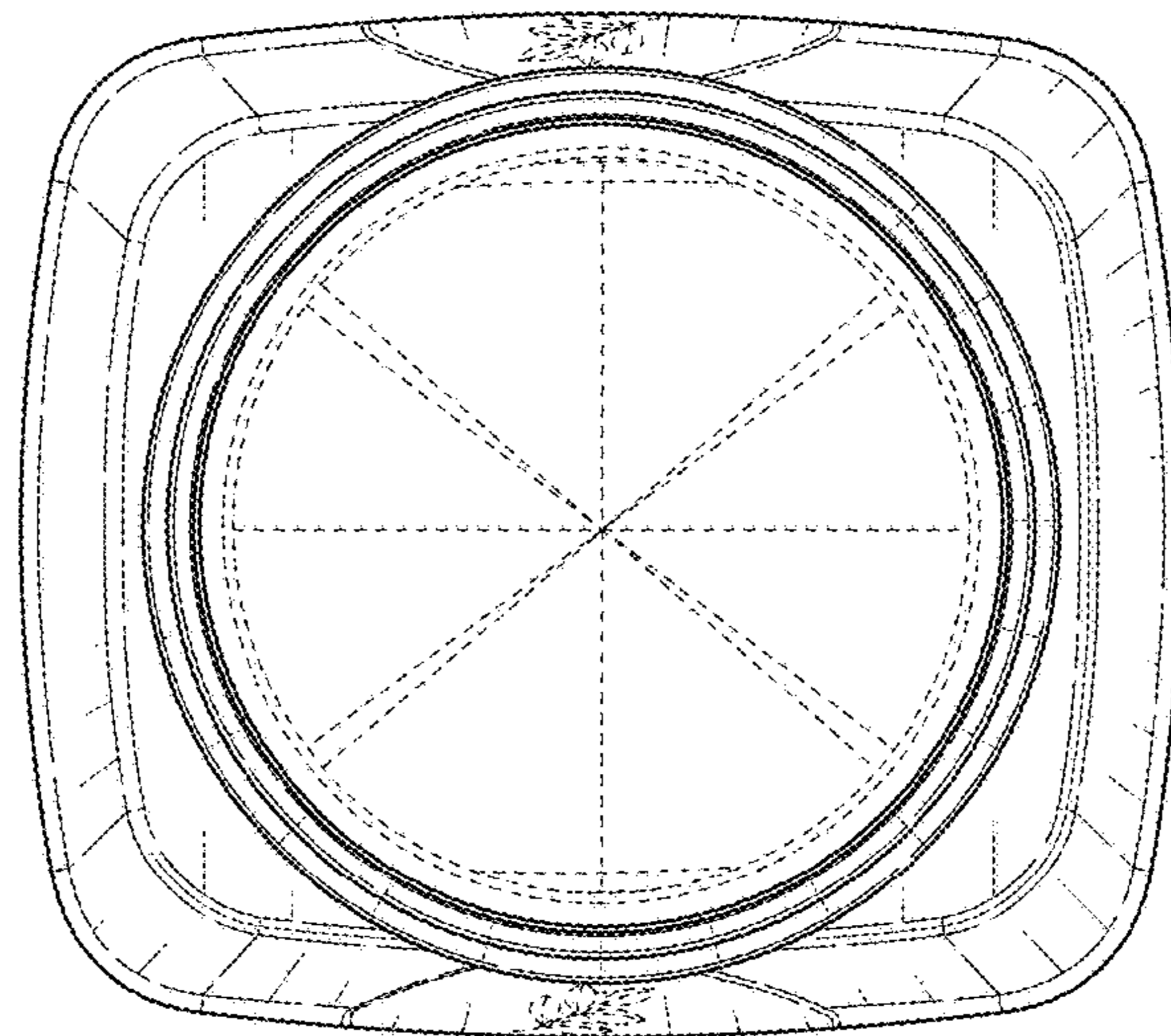


FIG. 6

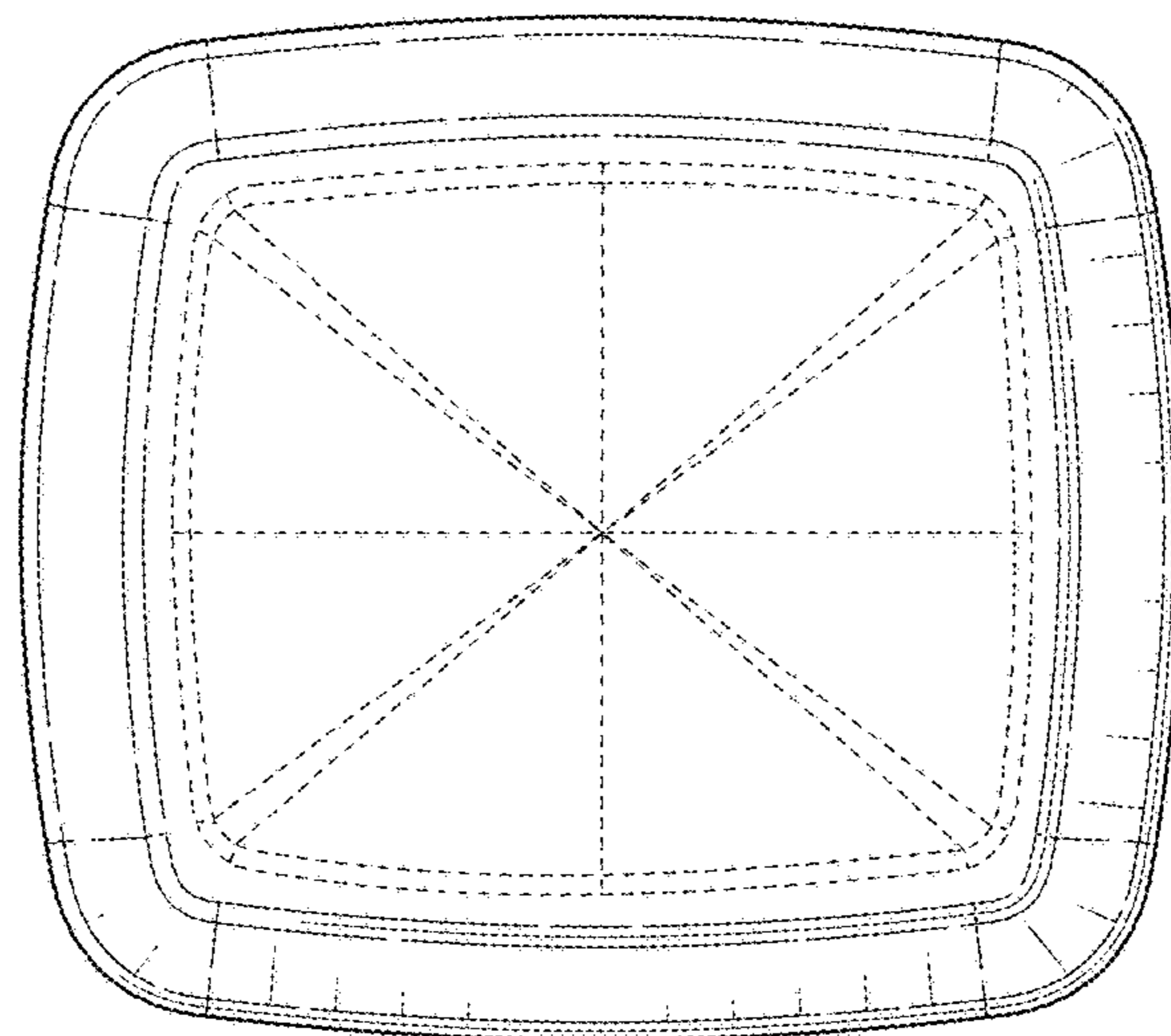


FIG. 7