



US00D848815S

(12) **United States Design Patent**
Mellin et al.

(10) **Patent No.:** **US D848,815 S**

(45) **Date of Patent:** **** May 21, 2019**

(54) **GRIP SUPPORT DEVICE**

(71) Applicants: **Kerry Mellin**, Simi Valley, CA (US);
Merrily Mellin, Simi Valley, CA (US);
Wendy Mellin, Simi Valley, CA (US)

(72) Inventors: **Kerry Mellin**, Simi Valley, CA (US);
Merrily Mellin, Simi Valley, CA (US);
Wendy Mellin, Simi Valley, CA (US)

(**) Term: **15 Years**

(21) Appl. No.: **29/600,148**

(22) Filed: **Apr. 10, 2017**

(51) **LOC (11) Cl.** **08-06**

(52) **U.S. Cl.**
USPC **D8/303**

(58) **Field of Classification Search**
USPC D8/21, 28, 56, 107, 300, 301, 302, 303,
D8/307, 308, 310, 311, 312
CPC B25G 1/02; A61J 9/0623; A47G 21/08
See application file for complete search history.

(56) **References Cited**

U.S. PATENT DOCUMENTS

- 2,421,038 A * 5/1947 Schultz B25B 13/463
81/61
- 2,617,676 A * 11/1952 Kinney, Jr. A47G 23/0266
220/758
- 3,116,947 A * 1/1964 Brownrigg A45F 5/10
215/395
- 3,514,797 A * 6/1970 Zysman A47C 31/08
5/703
- D234,451 S * 3/1975 Bloom D8/17
- D257,426 S * 10/1980 D'Alo D3/327
- D322,209 S * 12/1991 Turchi D8/300
- D348,002 S * 6/1994 Jones 294/159
- D355,851 S * 2/1995 Otterbein D7/622
- D361,261 S * 8/1995 Amburgey D21/694
- 5,441,320 A * 8/1995 Strong B65D 23/104
206/150

- D452,141 S * 12/2001 Liu D8/499
- D459,960 S * 7/2002 Wei D8/25
- 7,458,921 B2 * 12/2008 Hallar A63B 21/0726
482/106
- D587,569 S * 3/2009 Eveleth D9/434
- D628,348 S * 11/2010 Chao D30/145
- D665,640 S * 8/2012 Taylor, Jr. D8/28
- D699,087 S * 2/2014 Yates D8/28
- D755,592 S * 5/2016 Bullard D8/17
- D781,674 S * 3/2017 Bullard D8/17
- 2002/0053116 A1 * 5/2002 Knowlton B65D 23/104
16/110.1
- 2002/0121004 A1 * 9/2002 Feldmeyer A45F 5/10
16/422
- 2005/0274753 A1 * 12/2005 Swentor A45F 5/10
224/148.6
- 2007/0006427 A1 * 1/2007 Callebresi A45F 5/10
24/68 CD
- 2009/0223019 A1 * 9/2009 Buchstaber A45F 5/10
16/110.1
- 2010/0065574 A1 * 3/2010 Brooks A45F 5/10
220/754

(Continued)

Primary Examiner — Lauren R Calve

(74) *Attorney, Agent, or Firm* — Sandy Lipkin


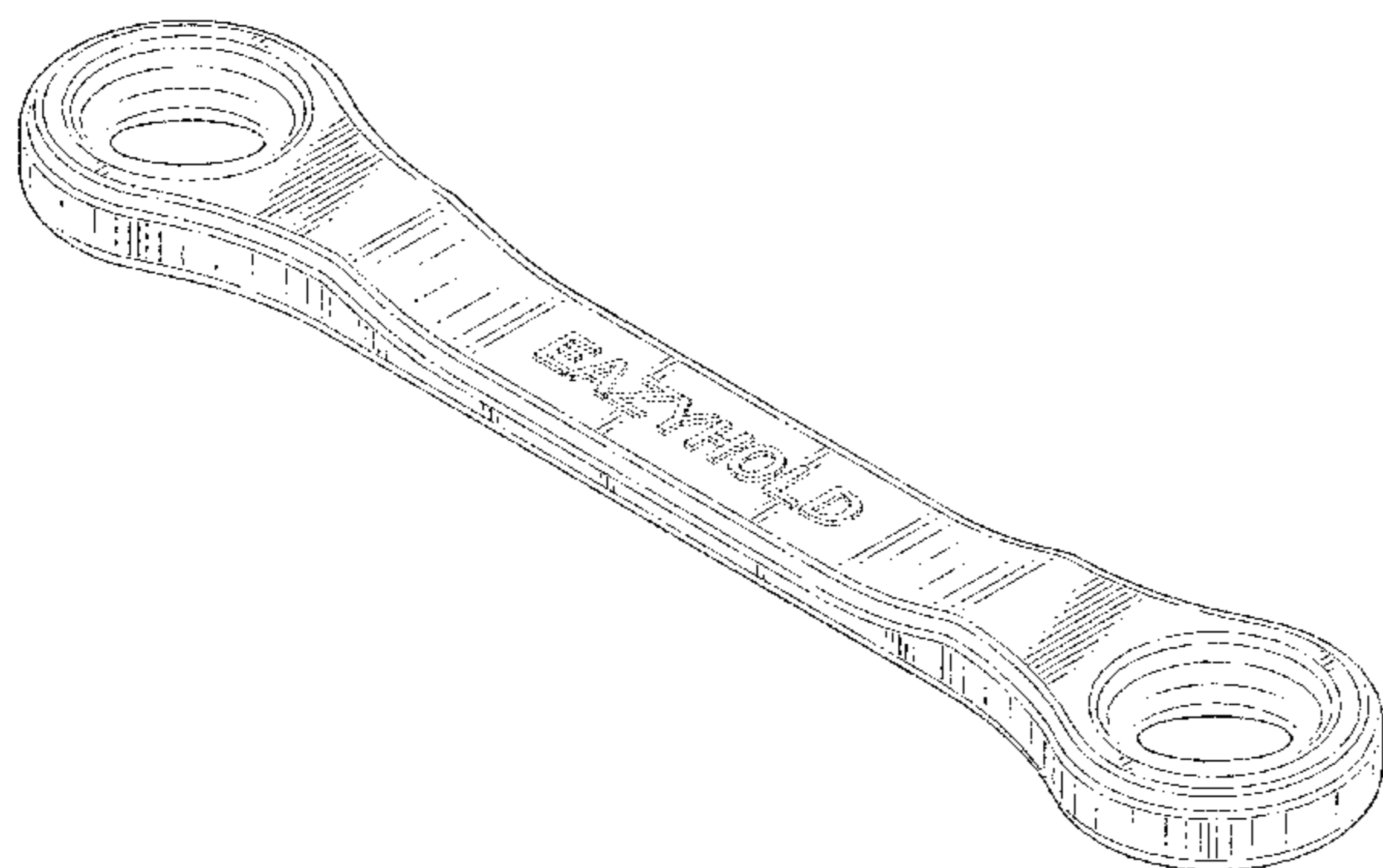
(57) **CLAIM**

The ornamental design for a grip support device, as shown and described.

DESCRIPTION

FIG. 1 is a perspective view of a grip support device. FIG. 2 is an end view of the grip support device. FIG. 3 is a first side view of the grip support device. FIG. 4 is a top view of the grip support device. FIG. 5 is a bottom view of the grip support device; and, FIG. 6 is a second side view of the grip support device. The broken lines shown represent subject matter that forms no part of the claimed design.

1 Claim, 3 Drawing Sheets



(56)

References Cited

U.S. PATENT DOCUMENTS

2011/0017024 A1* 1/2011 Kriz B25B 13/06
81/60
2018/0153288 A1* 6/2018 Campbell A45F 5/10

* cited by examiner

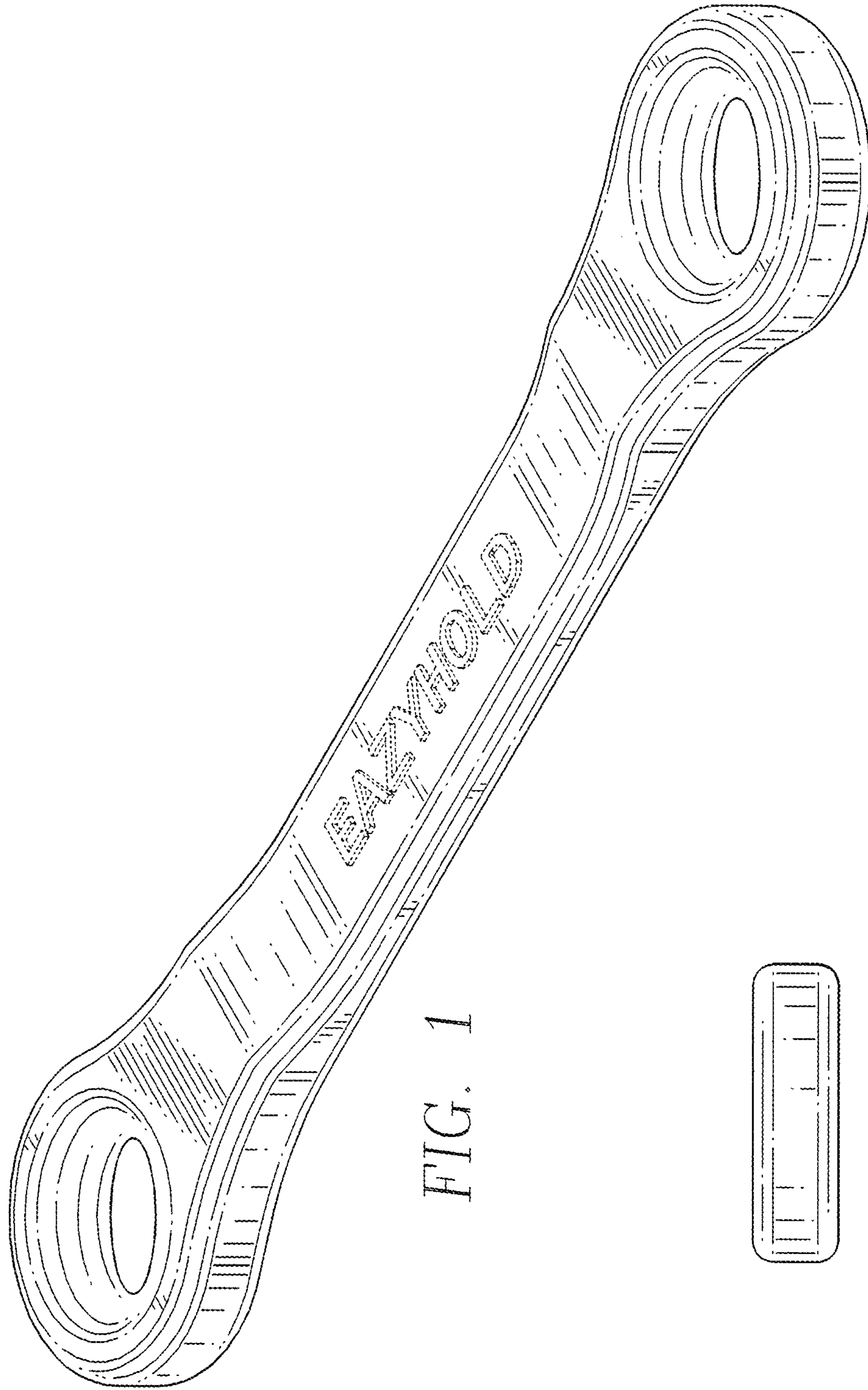


FIG. 1




FIG. 2




FIG. 3

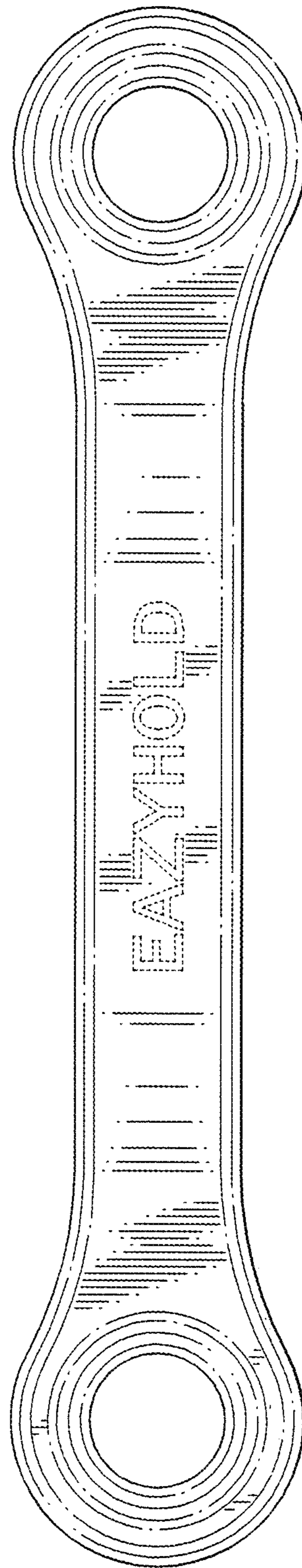


FIG. 4

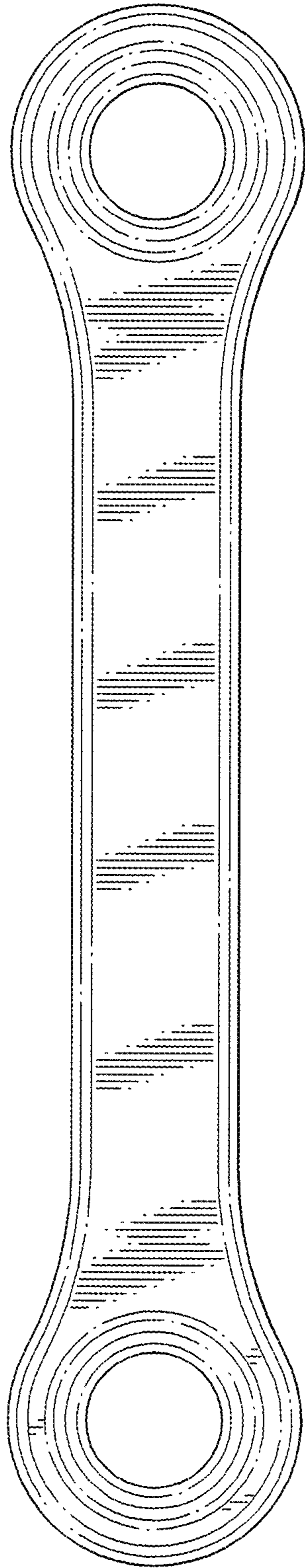


FIG. 5

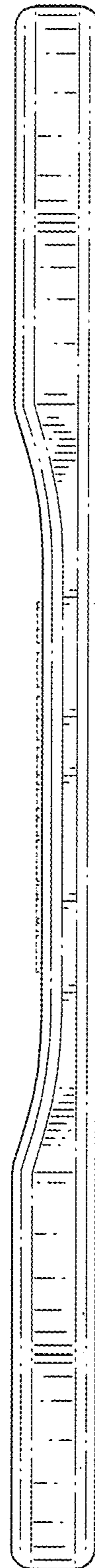


FIG. 6