



US00D848797S

(12) **United States Design Patent** (10) **Patent No.:** **US D848,797 S**
Melgar et al. (45) **Date of Patent:** **** May 21, 2019**

(54) **INSULATING CUP SLEEVE**
(71) Applicant: **Huhtamaki, Inc.**, De Soto, KS (US)
(72) Inventors: **Angie Melgar**, Nashville, TN (US);
Karinne Caulkins, Franklin, TN (US)
(73) Assignee: **HUHTAMAKI, INC.**, De Soto, KS
(US)

D643,689 S * 8/2011 Selina D7/607
D643,692 S * 8/2011 Selina D7/607
8,006,861 B2 8/2011 Kim
D656,365 S * 3/2012 Bickert D7/523
2006/0186129 A1* 8/2006 Allnutt B65D 81/3865
220/737
2008/0078824 A1* 4/2008 Spriegel B65D 81/3876
229/403
2009/0321460 A1 12/2009 Kim
* cited by examiner

(**) Term: **15 Years**
(21) Appl. No.: **29/603,626**

Primary Examiner — Terry A Wallace
(74) *Attorney, Agent, or Firm* — Husch Blackwell LLP

(22) Filed: **May 11, 2017**
(51) **LOC (11) Cl.** **07-01**
(52) **U.S. Cl.**
USPC **D7/606**

(57) **CLAIM**
The ornamental design for an insulating cup sleeve, as shown and described.

(58) **Field of Classification Search**
USPC D7/603–608, 619.1–625; D9/444
CPC B65D 81/3876; B65D 81/3881; B65D
81/3886; B65D 81/3879; B65D 81/3883;
B65D 81/3874; B65D 23/104; B65D
23/08; A47J 41/02; A47J 41/0077; A45C
11/20; F25D 3/08; F25D 2331/804; A47G
23/0258; A47G 23/0216; A47G 23/0266;
A47G 23/0291
See application file for complete search history.

DESCRIPTION

FIG. 1 is a top perspective view of the design of an insulating cup sleeve showing the new design; FIG. 2 is a bottom perspective view of the insulating cup sleeve shown in FIG. 1; FIG. 3 is a front elevation view of the insulating cup sleeve shown in FIG. 1; FIG. 4 is a right side elevation view of the insulating cup sleeve shown in FIG. 1 (the left side elevation view of the insulating cup sleeve is a mirror image of the view shown in FIG. 4); and, FIG. 5 is a rear elevation view of the insulating cup sleeve shown in FIG. 1. The features shown in broken lines depict environmental subject matter only and form no part of the claimed design. The boundary lines depicted as dash-dot-dot-dash lines define the boundary of the claim design and forms no part thereof.

(56) **References Cited**
U.S. PATENT DOCUMENTS
3,908,523 A 9/1975 Shikaya
5,222,656 A * 6/1993 Carlson A47G 23/0216
220/738
5,547,124 A 8/1996 Mueller
5,820,016 A 10/1998 Stropkay
D554,434 S 11/2007 Morrison et al.
D640,507 S * 6/2011 Selina D7/607

1 Claim, 5 Drawing Sheets

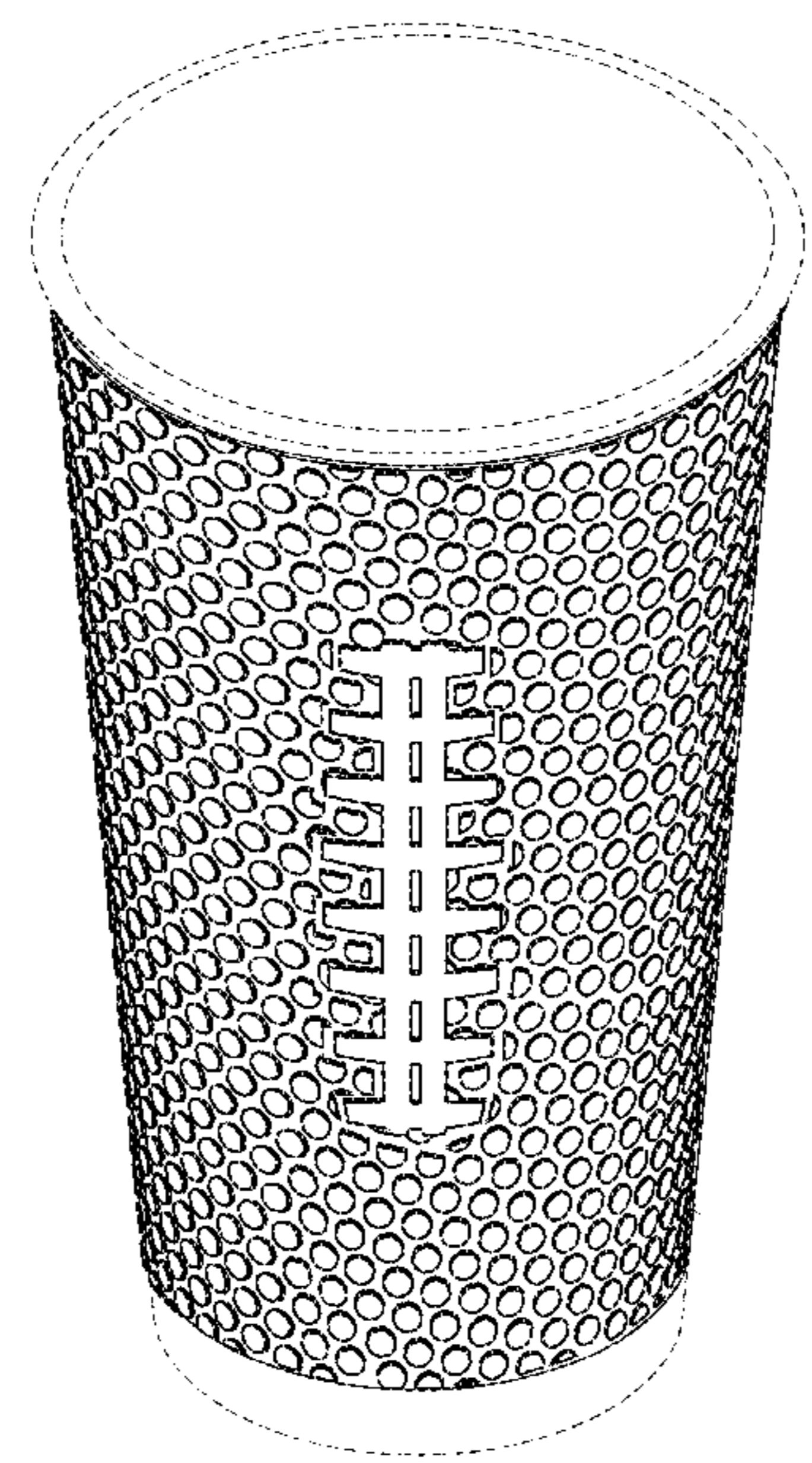


FIG. 1

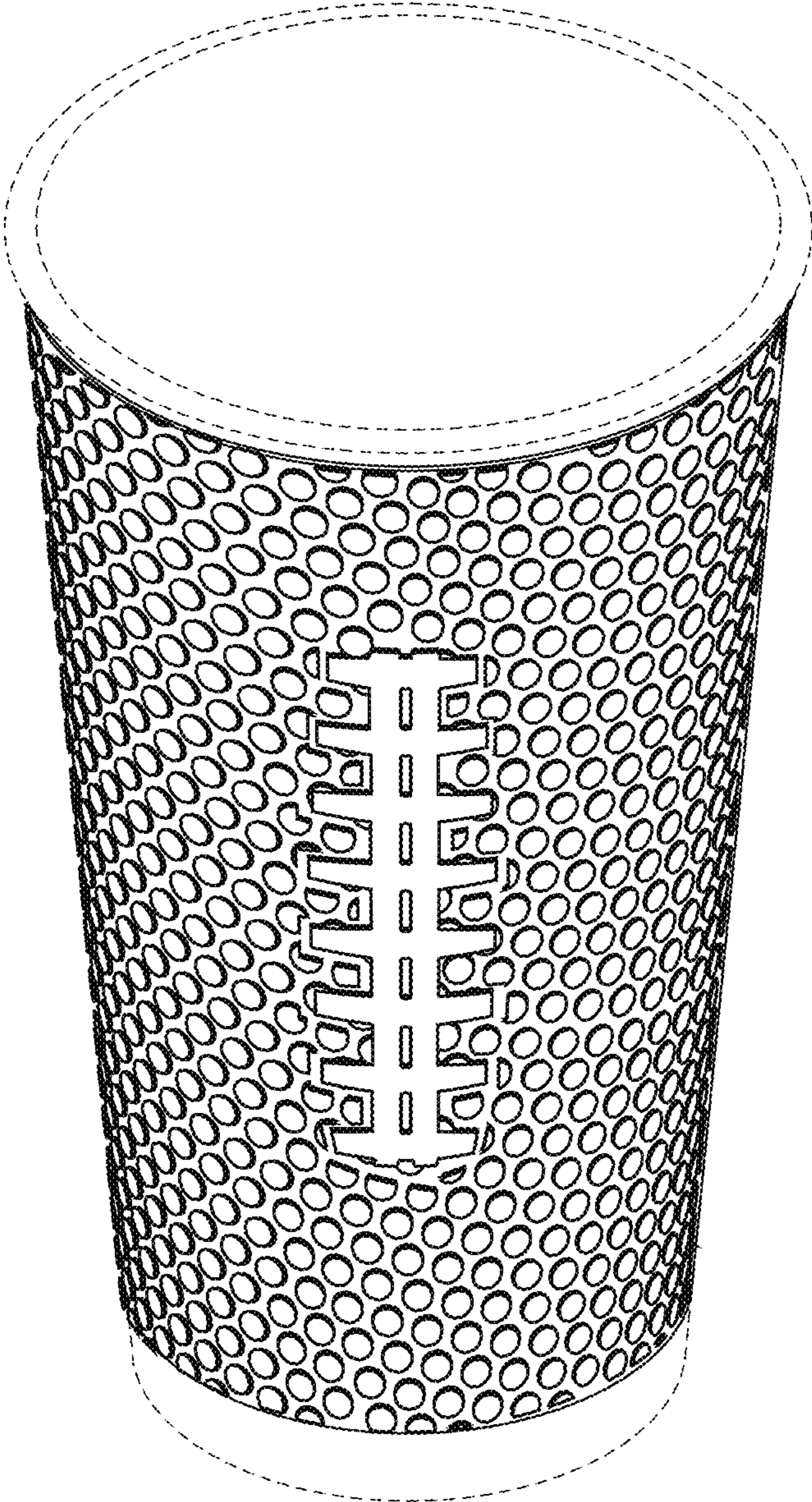


FIG. 2

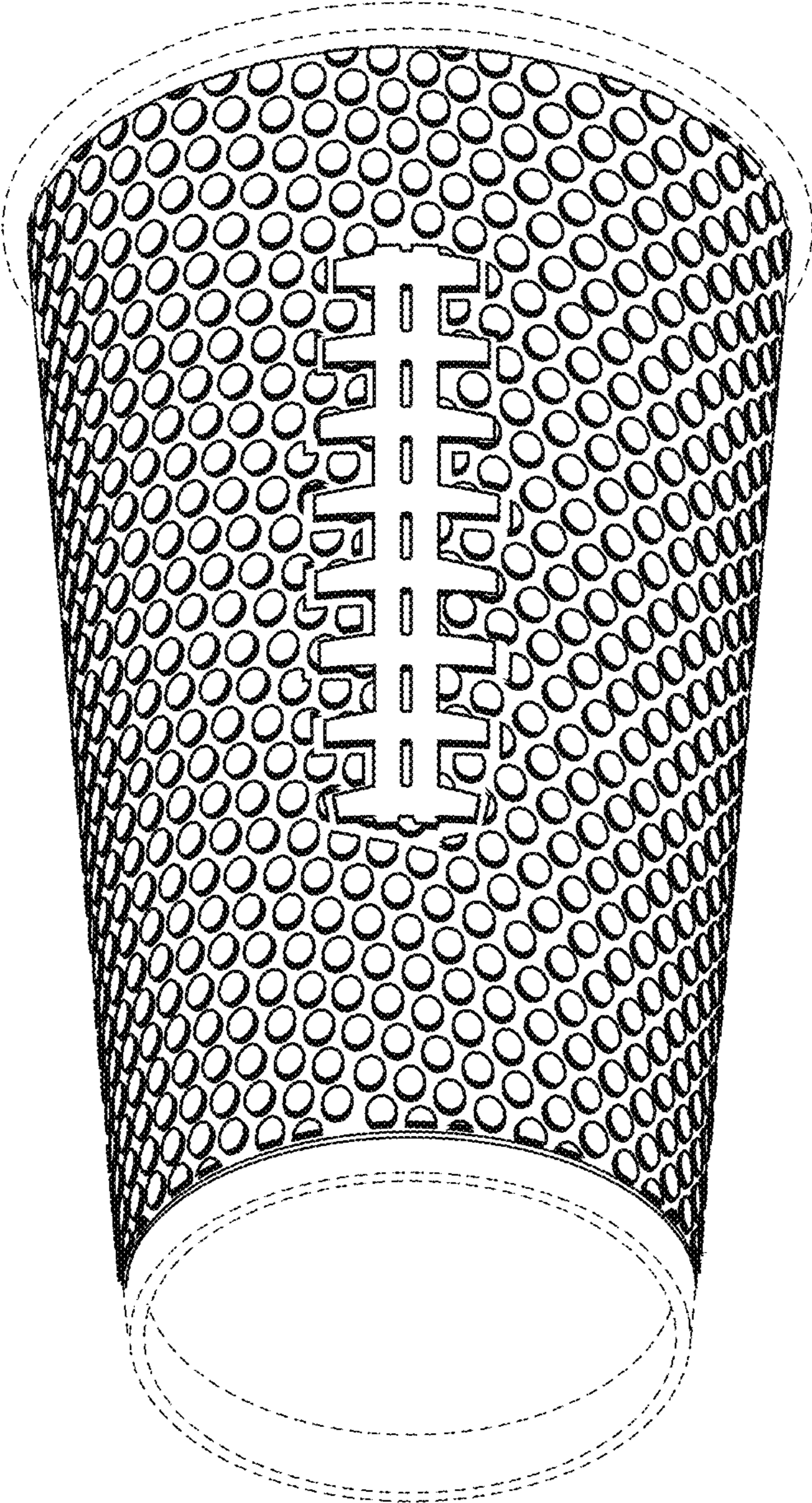


FIG. 3

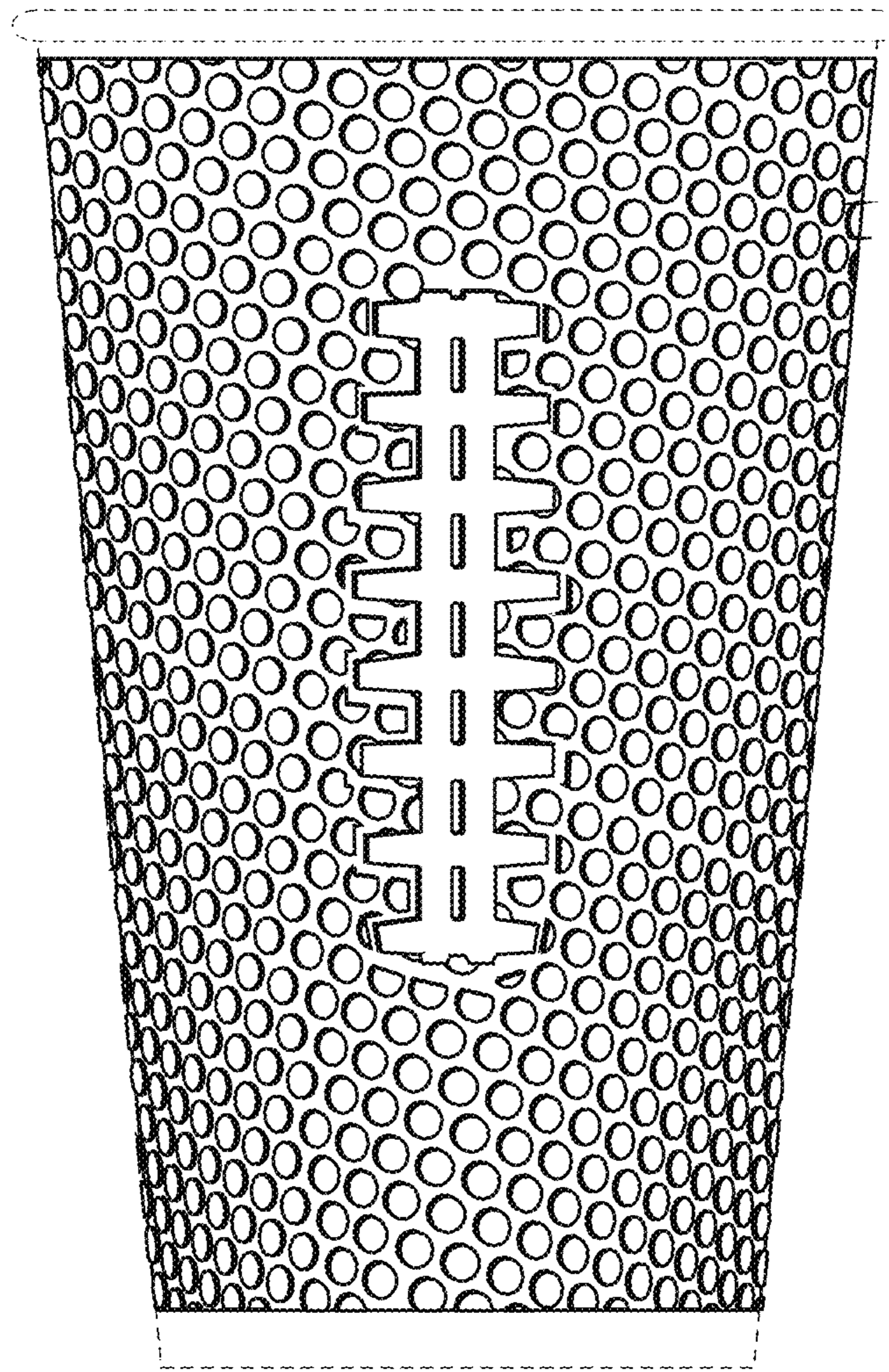


FIG. 4

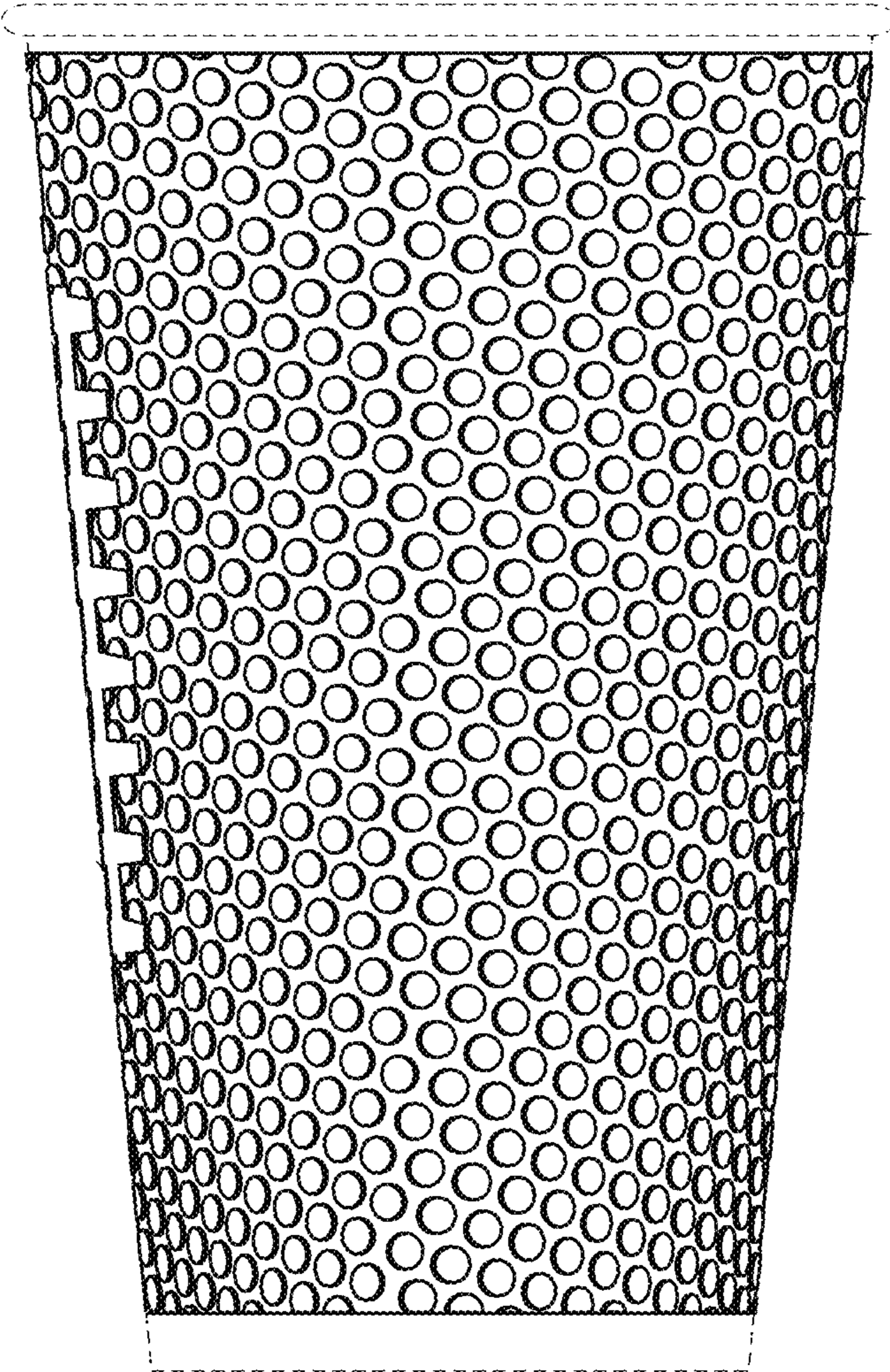


FIG. 5

